

Riddle School 4 Walkthrough



Riddle School 4 Walkthrough

Riddle School 4 is a point-and-click adventure game that continues the whimsical and quirky journey of the protagonist, Phil. In this game, players must solve puzzles, interact with various characters, and navigate through a school filled with riddles and challenges. This article provides a comprehensive walkthrough for Riddle School 4, helping players overcome obstacles and enjoy the game to its fullest.

Game Overview

Riddle School 4 is the fourth installment in the Riddle School series created by Jonochrome. Building on the success of its predecessors, this game features enhanced graphics, engaging gameplay mechanics, and an array of puzzles that require both logic and creativity. Players will guide Phil as he attempts to escape from school once again, encountering both friends and foes along the way.

Getting Started

To begin your adventure in Riddle School 4, follow these steps:

1. Launch the Game: Start by accessing Riddle School 4 on your preferred platform.
2. Familiarize Yourself with Controls: Understand the point-and-click mechanics, which allow you to navigate the environment, interact with objects, and collect items.

Walkthrough Guide

This walkthrough is organized by key areas and puzzles you will encounter throughout the game.

1. The Classroom

Upon starting the game, you find yourself in a classroom setting. Your first objective is to gather information and items.

- Talk to Classmates: Interact with your classmates to gather clues. Pay special attention to what they say, as it may provide hints for solving puzzles.
- Collect Items: Look for useful items in the classroom. Check the following:
 - The desk for a pen.
 - The bookshelf for a book.

Once you have gathered enough information, you can proceed to the next area.

2. The Hallway

After leaving the classroom, you will find yourself in the school hallway. Here, you must solve a few puzzles to advance.

- Interact with Doors: Try to open various doors to see which ones are locked or lead to new areas.
- Examine the Lockers: Some lockers may contain useful items or clues. Be sure to check them thoroughly.

Puzzle to Solve:

- Find the combination for a locked locker. You may need to consult a classmate for hints.

3. The Cafeteria

The cafeteria is a bustling area where you can engage with more characters and uncover additional puzzles.

- Talk to the Lunch Lady: She may have information about the cafeteria's secret menu or items that can aid your escape.
- Search for Food Items: Collect any food items that could be used later in the game.

Puzzles in the Cafeteria:

- Food Puzzle: You might need to combine certain food items to create an object that will help you progress.

4. The Gymnasium

Next, you'll head to the gymnasium, which is filled with challenges related to physical activities.

- Participate in Activities: Engage in mini-games that will allow you to win prizes or useful items.
- Interact with Peers: Your classmates in the gym may have additional tips or assistance regarding what to do next.

Key Objective:

- Complete the gym activity to receive a special item that will be crucial for your next steps.

5. The Principal's Office

The principal's office is a key area where you can gather vital information and items.

- Search for Documents: Look for important documents that may contain clues about the school's secrets or your escape route.
- Interrogate the Principal: Engage in conversation with the principal to gain insights and possibly items.

Puzzle:

- Find the Secret Key: There may be a hidden key in the office that unlocks a special area of the school.

6. The Rooftop

Reaching the rooftop is a significant part of your adventure. Here, you will face some of the most challenging puzzles.

- Look for Clues: Examine the area for clues that may help you solve the puzzles necessary to escape.
- Interact with Objects: Items found on the rooftop may be used in combination with others to unlock new areas.

Challenge:

- Solve the rooftop puzzle that involves arranging objects in a specific order to unlock a door leading to your next destination.

Items and Inventory Management

Throughout your journey in Riddle School 4, you will collect various items that can be used to solve puzzles or help interact with characters. Effective inventory management is crucial

for success.

- Combine Items: Some puzzles require you to combine items to create a new one. Be prepared to experiment with combinations.
- Use Items Wisely: Certain items are only useful in specific contexts, so think carefully about when and how to use them.

Tips and Tricks

To enhance your gaming experience and ensure a smoother journey through Riddle School 4, consider the following tips:

- Pay Attention to Dialogue: Characters often provide hints through their dialogue. Take notes if necessary.
- Explore Thoroughly: Don't rush through the game. Take your time to explore every area and interact with all objects and characters.
- Save Frequently: If the game allows, save your progress regularly to avoid losing any hard-earned achievements.
- Look for Patterns: Many puzzles in the game follow a pattern. Observing these patterns can help you solve them more easily.

Conclusion

Riddle School 4 is a delightful and entertaining game that challenges players with its unique puzzles and engaging narrative. By following this walkthrough, players can navigate the various challenges and enjoy the whimsical world that Jonochrome has created. Remember to take your time, think creatively, and most importantly, have fun as you help Phil escape from school once again! Happy gaming!

Frequently Asked Questions

What is the objective of Riddle School 4?

The objective of Riddle School 4 is to help the main character, Phil, escape from school by solving various puzzles and riddles.

Where can I find the hidden items in Riddle School 4?

Hidden items can typically be found in interactive areas throughout the school, such as lockers, classrooms, and the cafeteria. Pay attention to the environment for clues.

Are there any tips for solving the puzzles in Riddle

School 4?

It's helpful to pay close attention to the dialogue and clues given by characters. Also, try combining items in your inventory to see if they create a solution for a puzzle.

What are some common mistakes to avoid while playing Riddle School 4?

Common mistakes include not thoroughly exploring each area, skipping dialogue that may contain hints, and not experimenting with item combinations.

Is there a specific order to follow when completing tasks in Riddle School 4?

While there isn't a strict order, players are generally advised to follow the storyline and complete tasks as prompted by characters to progress efficiently.

Find other PDF article:

<https://soc.up.edu.ph/26-share/files?ID=PLO16-7055&title=hacienda-system-definition-ap-world-history.pdf>

Riddle School 4 Walkthrough

RiddleView - ☐

[3 days ago](#) · SpaceX launched its first commercial mission today, sending two astronauts to space.

□ □ □ □ □ □ □ □ □ □ □ □ □ ? - □ □

[illegible]

Riddle Joker Riddle Joker

Apr 24, 2025 · Riddle Joker
“ $n+1$ ” ...

HP魔法部·魔法 Tom Riddle - 魔法

`00000000000000000000000000000000Boss00000000000000000000`

`...`

galgame□□□□□□□□ □□□□

galgame\ 00 0000000000000000 0000000 0000 000SaveData\000000 0000000000:Documents and Settings\00
00\Application Data\000000000000 0 ...

the show -

the show The show--Lenka I'm just a little bit caught in the middle Life is a

maze and love is a riddle maze and love is a riddle I don't

TPAMI - 11

Dec 15, 2024 · TPAMI IEEE Transactions on Pattern Analysis and Machine Intelligence ...

galgame Riddle Joker? -

Jun 22, 2024 · galgame Riddle Joker? 4































□□□□□□□□□□ - □□□□

Jul 11, 2022 · English RiddleJoker ...

☐☐Riddle Joker☐☐☐☐☐☐☐☐ - ☐☐

Riddle Joker 2018/4/17

RiddleView -

3 days ago · SpaceX                              

□□□□□□□□□□□□□□□□? - □□

Dec 13, 2022 · 2011 年 1 月 ...

Riddle Joker □□□□□□ *Riddle Joker* □□□□□□□□

Apr 24, 2025 · Riddle Joker “ ” “ ” “+1” ...

HP••• Tom Riddle - ••

[illegible]

qalgame□□□□□□□□ □□□□

```
galgame\  00 0000000000000000 00000000 0000 0000SaveData\000000 00000000:\Documents and Settings\00
00\Application Data\000000000000 0 ...
```

the show -

the show The show--Lenka I'm just a little bit caught in the middle Life is a maze and love is a riddle I don't

TPAMI - 00

Dec 15, 2024 · TPAMI IEEE Transactions on Pattern Analysis and Machine Intelligence ...

galgame Riddle Joker? -

Jun 22, 2024 · galgame Riddle Joker? 0000000000000000 000000 0000 000 4

□□□□□□□□ - □□□□

Jul 11, 2022 · English RiddleJoker ...

☐☐*Riddle Joker*☐☐☐☐☐☐☐☐ - ☐☐

Riddle Joker 2018/4/17

Unlock the secrets of Riddle School 4 with our comprehensive walkthrough. Solve puzzles and navigate challenges effortlessly. Learn more and master the game today!

[Back to Home](#)