









# Rocky Horror Picture Show Callback Guide

Prop list & Audience script for *THE ROCKY HORROR PICTURE SHOW*

**Janet = "Slut!"      Brad = "Asshole"**

## ROCKY HORROR PICTURE SHOW PROP LIST

(Listen, you dumb fuck: you have to pack this shit up before you go!)

-  **Newspapers & Squirt guns:** When Brad & Janet are caught in the storm
-  **Candles, flashlights:** During the "There's a light" verse of "Over at the Frankenstein Place," you should light up the theater with candles, flashlights, etc.
-  **Rubber gloves:** During & after the creation speech, Frank snaps his rubber gloves three times. Later, Magenta pulls these gloves off his hands. You should snap your gloves in sync
-  **Noisemakers:** At the end of the creation speech applause & noisemakers.
-  **Confetti:** At the end of the "Charles Atlas Song" reprise, throw confetti as Rocky & Frank head toward the bedroom.
-  **Toilet paper:** When Dr. Scott enters the lab, Brad cries out "Great Scott!" At this point, you should hurl rolls of toilet paper into the air (preferably Scotts).
-  **Toast:** When Frank proposes a toast at dinner, throw toast into the air
-  **Party hat:** Frank puts on a party hat at dinner.
-  **Bell:** During the song "Planet Schmanet Janet," ring the bell when Frank sings "Did you hear : bell ring?"
-  **Cards:** Throw during "I'm Going Home," when Frank sings "Cards for sorrow, cards for pain".
-  **Hot dogs & prunes:** throw hot dogs & prunes at their appropriate mention in the film.

**Janet = "Slut!"**

Page 1 of 27

**Brad = "Asshole"**

**The Rocky Horror Picture Show** has become a cultural phenomenon since its release in 1975, blending camp, horror, and musical elements into an unforgettable cinematic experience. One of the most unique aspects of this film is its interactive screenings, where audiences participate through a series of call-and-response callbacks. This guide aims to provide an in-depth understanding of the callbacks associated with The Rocky Horror Picture Show, including their history, significance, and a comprehensive list of popular callbacks used during screenings.

## History of The Rocky Horror Picture Show

# Callbacks

The Rocky Horror Picture Show was initially released as a modestly budgeted horror-comedy musical. However, it quickly gained a cult following, particularly in midnight screenings. The audience's interaction with the film began organically; fans would shout lines, respond to characters, and throw props, creating a communal atmosphere.

Over the years, this interaction evolved into a structured set of callbacks that has become almost as iconic as the film itself. These callbacks are not only a way for the audience to express their love for the movie but also serve as a rite of passage for fans who wish to fully immerse themselves in the Rocky Horror experience.

## Why Callbacks Matter

Callbacks enhance the viewing experience by fostering a sense of community among fans. They allow audience members to engage with the film in a way that transcends passive viewing. Here are several reasons why callbacks are significant:

- **Engagement:** Callbacks keep the audience actively involved in the film, encouraging participation and enthusiasm.
- **Tradition:** They represent a shared history among fans, connecting generations of Rocky Horror enthusiasts.
- **Fun:** Callbacks add humor and spontaneity, making each screening unique and entertaining.
- **Expression:** Fans can express their fandom creatively through costumes, props, and their own interpretations of callbacks.

## Essential Callbacks for Newcomers

If you're new to The Rocky Horror Picture Show, it can be overwhelming to navigate the myriad of callbacks. Here's a list of some essential callbacks you should know before attending a screening:

1. **"It's just a jump to the left!"** - Audience members respond with "And then a step to the right!" during the opening number.
2. **"What is it?"** - When Brad asks, "What is it?" audiences shout, "A telephone!"
3. **"Say it again!"** - When Frank-N-Furter introduces himself, fans often shout, "Say it

again!"

4. **"Asshole!"** - When Brad is introduced, the audience typically calls him an "asshole!"
5. **"Slut!"** - During scenes featuring Janet, viewers often shout "slut!" as a playful jab.
6. **"Damn it, Janet!"** - During the song "Dammit Janet," the audience often responds with "I love you!" after the line "Damn it, Janet!"

## Props and Their Corresponding Callbacks

Props play a significant role in enhancing the interactive experience of The Rocky Horror Picture Show. Here's a list of common props and the corresponding callbacks:

- **Toast:** Thrown during the "Toast" scene to celebrate the wedding.
- **Rice:** Thrown during the wedding scene, often accompanied by cheers from the audience.
- **Flashlights:** Used during the "There's a light" song, audience members shine their flashlights when the characters do.
- **Water pistols:** Sprayed during the "Rain" scene, adding an extra layer of fun.
- **Confetti:** Thrown during the final scene as a celebration of the film's climax.

## Popular Callbacks by Scene

Understanding the context of each callback can significantly enhance your experience at a screening. Below are some popular callbacks categorized by scene:

### Opening Scene

- "It's just a jump to the left!"

Audience: "And then a step to the right!"

- "What is it?"

Audience: "A telephone!"

- "Asshole!"

Audience: Yells at Brad's introduction.

## “Dammit Janet” Scene

- "Dammit, Janet!"

Audience: "I love you!"

- "Say it again!"

Audience: Shouts at Frank-N-Furter's introduction.

## “The Time Warp” Scene

- "It's the pelvic thrust!"

Audience: "It really drives you insane!"

- "Let's do the Time Warp again!"

Audience: Shouts along with the music.

## Finale Scene

- "The floor show!"

Audience: Cheers enthusiastically.

- "Over at Frank's!"

Audience: Responds with "It's a party!"

## Tips for First-Time Attendees

If you're planning to attend your first Rocky Horror screening, here are some tips to ensure you have a fantastic time:

1. **Arrive Early:** Get to the theater early to secure a good seat and soak in the atmosphere.
2. **Dress Up:** Many fans come in costume, so don't hesitate to express your creativity!
3. **Learn the Callbacks:** Familiarize yourself with the most popular callbacks to enhance your experience.
4. **Respect Others:** While participation is encouraged, always be mindful of those around you who may want to enjoy the film without excessive distractions.
5. **Have Fun:** Remember, the goal is to enjoy yourself and embrace the spirit of the film!

# Conclusion

The callbacks of The Rocky Horror Picture Show are an essential part of what makes the film a beloved cult classic. They create a lively, interactive atmosphere that brings fans together in celebration of the movie's unique blend of horror, comedy, and musical genius. Whether you're a seasoned veteran or a first-time viewer, engaging with these callbacks can enhance your experience and help you become part of the vibrant Rocky Horror community. So grab your props, learn your lines, and prepare for a night of unforgettable fun at the movies!

## Frequently Asked Questions

### **What are callbacks in 'The Rocky Horror Picture Show'?**

Callbacks are audience responses and lines that are shouted during specific moments of the film, enhancing the interactive experience of the show.

### **Where can I find a complete list of common callbacks for 'The Rocky Horror Picture Show'?**

A complete list of common callbacks can be found on dedicated fan websites, forums, and social media groups that focus on 'The Rocky Horror Picture Show'.

### **Are there specific callbacks for each character in 'The Rocky Horror Picture Show'?**

Yes, each character has specific callbacks associated with them, often reflecting their personality or role in the story, which fans have developed over time.

### **Can I create my own callbacks for 'The Rocky Horror Picture Show'?**

Absolutely! Many fans create their own unique callbacks, and there's a vibrant community that encourages creativity and fun during screenings.

### **What should I do if I'm new to 'The Rocky Horror Picture Show' and don't know the callbacks?**

If you're new, don't worry! Just enjoy the show, and you can learn the callbacks over time by listening to other audience members and participating in future screenings.

Find other PDF article:

<https://soc.up.edu.ph/50-draft/pdf?ID=pMI82-5353&title=recession-proof-business-ideas-2023.pdf>

# Rocky Horror Picture Show Callback Guide

Rocky -   
Dec 3, 1976 · ( Sylvester Stallone )  
Talia Shire ...

CentOS AlmaLinux Rocky Linux ... -   
Rocky Linux1:1 Bug RHEL AlmaLinux“”Rocky Linux  
aggressive ...

LinuxLinux ...  
Dec 27, 2024 · Linux...

Rocky -   
1946··  
...

6 Rocky Balboa -   
Dec 20, 2006 · 60Rocky RockySylvester Stallone 1976  
“Rocky”70 ...

Rocky DEM ...  
Rocky 1.Geometries->Import Wall mm

ANSYSworkbenchANSYS -   
Oct 31, 2019 · workbenchANSYSANSYSworkbench

2 Rocky II -   
Jun 15, 1979 · 91 2017-07-06 17:47:56  
...

Rocky Ding -   
Oct 30, 2024 · RockyPrompt PromptRockyPrompt  
...

5 Rocky V -   
Nov 16, 1990 · Sylvester Stallone  
...

Rocky -   
Dec 3, 1976 · ( Sylvester Stallone )  
Talia ...

CentOS AlmaLinux Rocky Linux ... -   
Rocky Linux1:1 Bug RHEL AlmaLinux“”Rocky Linux  
aggressive ...

LinuxLinux ...

Dec 27, 2024 · [Linux](#)...

**Rocky** -

1946 · ...

**Rocky Balboa** -

Dec 20, 2006 · 60 Rocky Rocky Sylvester Stallone 1976 "Rocky" 70 ...

**Rocky DEM** ...

Rocky 1. Geometries->Import Wall mm

[ANSYSworkbench](#) ANSYS -

Oct 31, 2019 · workbench ANSYS ANSYSworkbench

**Rocky II** -

Jun 15, 1979 · 91 2017-07-06 17:47:56 ...

**Rocky Ding** -

Oct 30, 2024 · Rocky Prompt Prompt Rocky Prompt ...

**Rocky V** -

Nov 16, 1990 · Sylvester Stallone ...

Unlock the ultimate Rocky Horror Picture Show callback guide! Discover essential tips

[Back to Home](#)