

# Rounding To The Nearest Tenth Worksheet

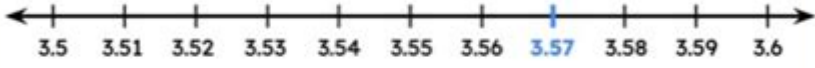
NAME \_\_\_\_\_

SplashLearn

## Rounding to Nearest Tenth

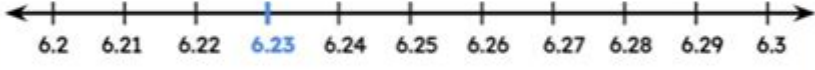
Check whether the given statements are true or false.

3.57 rounds to 3.5 when rounded to the nearest tenth.




☐ True ☐ False

6.23 rounds to 6.2 when rounded to the nearest tenth.




☐ True ☐ False

9.92 rounds to 10.0 when rounded to the nearest tenth.



☐ True ☐ False

www.splashlearn.com



**Rounding to the Nearest Tenth Worksheet** is an essential educational tool designed to help students grasp the concept of rounding numbers effectively. Rounding is a fundamental mathematical skill that students encounter in their early math education, laying the groundwork for more complex arithmetic and numerical operations. This article will explore the significance of rounding to the nearest tenth, provide step-by-step instructions on how to round numbers correctly, discuss the various types of worksheets available, and offer tips for both teachers and students to enhance learning.

# Understanding Rounding

Rounding is the process of adjusting the digits of a number to make it simpler while retaining its approximate value. The primary purpose of rounding is to make calculations easier and to provide a more manageable number for analysis or reporting. Rounding can be applied in various contexts, such as finance, statistics, and everyday life.

## What Does Rounding to the Nearest Tenth Mean?

When we talk about rounding to the nearest tenth, we refer to the practice of rounding a decimal number to one decimal place. The tenths place is the first digit to the right of the decimal point. For example, in the number 3.67:

- The tenths place is 6.
- The hundredths place (the second digit to the right of the decimal) is 7.

To round 3.67 to the nearest tenth, we look at the hundredths place. Because 7 is greater than 5, we round up the tenths place from 6 to 7. Therefore, 3.67 rounded to the nearest tenth becomes 3.7.

## The Rounding Process

Rounding to the nearest tenth follows a straightforward process. Here is a step-by-step guide:

1. Identify the Tenths and Hundredths Places:
  - Locate the tenths place (first digit after the decimal).
  - Locate the hundredths place (second digit after the decimal).
2. Determine Whether to Round Up or Down:
  - If the digit in the hundredths place is 5 or greater, round up the tenths place by 1.
  - If the digit in the hundredths place is less than 5, keep the tenths place the same.
3. Rewrite the Number:
  - Eliminate all digits to the right of the tenths place.
  - Write down the new rounded number.

## Example of Rounding to the Nearest Tenth

Let's consider a few examples to illustrate the rounding process:

- Example 1: Round 2.34 to the nearest tenth.
- Tenths: 3
- Hundredths: 4
- Since  $4 < 5$ , we keep 3 the same. Thus, 2.34 rounds to 2.3.
  
- Example 2: Round 5.76 to the nearest tenth.
- Tenths: 7
- Hundredths: 6
- Since  $6 > 5$ , we round up. Thus, 5.76 rounds to 5.8.
  
- Example 3: Round 9.85 to the nearest tenth.
- Tenths: 8
- Hundredths: 5
- Since  $5 = 5$ , we round up. Thus, 9.85 rounds to 9.9.

## Rounding to the Nearest Tenth Worksheets

Worksheets focused on rounding to the nearest tenth are available for different educational levels, catering to both beginners and more advanced learners. These worksheets usually consist of a variety of problems that reinforce the concept of rounding.

### Types of Worksheets

1. Basic Rounding Worksheets:
  - Simple exercises that require students to round a list of numbers to the nearest tenth.
  - Ideal for beginners to familiarize themselves with rounding.
2. Mixed Number Rounding Worksheets:
  - Problems that include positive and negative numbers, allowing students to practice rounding in different contexts.
  - Helps students understand that rounding applies to all types of numbers.
3. Word Problems:
  - Real-life scenarios that require rounding to the nearest tenth.
  - Encourages critical thinking and application of rounding in practical situations.
4. Interactive Worksheets:
  - Digital worksheets that provide instant feedback.
  - Often include games or quizzes to make learning fun and engaging.

# Benefits of Using Rounding Worksheets

Using rounding worksheets offers numerous benefits for students:

- Reinforcement of Concepts: Regular practice helps solidify understanding and increases confidence in rounding skills.
- Skill Assessment: Worksheets can be used to assess a student's grasp of rounding, identifying areas that may need additional focus.
- Variety of Problems: Different types of problems keep the learning experience fresh and engaging.
- Preparation for Higher Math: Mastery of rounding is vital for success in more advanced math topics, such as statistics and algebra.

## Strategies for Effective Rounding Practice

To maximize the benefits of rounding worksheets, consider the following strategies:

### 1. Start with the Basics:

- Begin with simple problems before progressing to more complex ones.
- Ensure that students understand the concept of place value.

### 2. Use Visual Aids:

- Incorporate number lines or charts to visualize rounding.
- Visual aids can help students better understand how rounding works.

### 3. Encourage Group Work:

- Have students work in pairs or small groups to solve rounding problems.
- Collaborative learning can enhance understanding and make the process enjoyable.

### 4. Provide Real-Life Examples:

- Relate rounding to real-world scenarios, such as budgeting or measuring.
- This approach helps students see the practical applications of rounding.

### 5. Incorporate Technology:

- Utilize educational software or online platforms that offer rounding exercises.
- Interactive tools can engage students and provide immediate feedback.

## Conclusion

In summary, a rounding to the nearest tenth worksheet serves as an invaluable resource for students learning to round numbers effectively. Understanding how to round is a critical skill that transcends math classes, impacting a

variety of fields and daily activities. By practicing with diverse worksheets and employing effective strategies, students can master the concept of rounding and build a strong foundation for future mathematical endeavors. Whether in the classroom or at home, incorporating rounding exercises into study routines will not only enhance students' skills but also prepare them for more advanced mathematical challenges.

## **Frequently Asked Questions**

### **What is rounding to the nearest tenth?**

Rounding to the nearest tenth involves adjusting a number so that it is expressed to one decimal place, focusing on the digit in the hundredths place to determine whether to round up or down.

### **How do you round 3.27 to the nearest tenth?**

To round 3.27 to the nearest tenth, you look at the hundredths place (7). Since 7 is 5 or greater, you round up, making it 3.3.

### **What are some common rules for rounding numbers?**

The common rules for rounding include: if the digit to the right of the place you are rounding to is less than 5, keep the digit the same; if it's 5 or greater, increase the digit by one.

### **Why is rounding important in math?**

Rounding is important because it simplifies numbers, making calculations easier and results clearer, especially when dealing with measurements or large datasets.

### **What type of problems can you find on a rounding to the nearest tenth worksheet?**

A rounding to the nearest tenth worksheet typically includes problems that require students to round various decimal numbers to one decimal place, along with word problems that apply rounding in real-life scenarios.

### **Can you provide an example of a rounding to the nearest tenth worksheet problem?**

Sure! An example problem might be: 'Round 5.86 to the nearest tenth.' The answer would be 5.9, as you round up due to the 6 in the hundredths place.

### **What grade level typically uses rounding to the**

## nearest tenth worksheets?

Rounding to the nearest tenth worksheets are commonly used in elementary school, particularly in 3rd to 5th grades, as students learn about decimals and rounding.

## Are there online resources for practicing rounding to the nearest tenth?

Yes, there are numerous online resources and interactive worksheets available that provide practice problems for rounding to the nearest tenth.

## How can teachers assess understanding of rounding to the nearest tenth?

Teachers can assess understanding through worksheets, quizzes, and oral questions that require students to explain their rounding process and reasoning.

## What tools can help with rounding to the nearest tenth?

Tools such as number lines, rounding charts, and digital calculators can help students visualize and perform rounding to the nearest tenth.

Find other PDF article:

<https://soc.up.edu.ph/34-flow/files?ID=QUd07-5953&title=jda-space-planning-training.pdf>

## [Rounding To The Nearest Tenth Worksheet](#)

### **Breezy 'White Sands House' Steps to Gulf Shore! - Vrbo**

Just steps to white-sand beaches, dazzling Gulf of Mexico waters, and surrounded by top-notch restaurants, this home is perfect for the whole family to experience the ...

### *Breezy 'White Sands House' Steps to Gulf Shore! - Airbnb*

Let your dream beach vacation become a reality when you book a stay at the 'White Sands House,' a 7-bedroom, 3-bath Clearwater Beach vacation renta...

### **Breezy 'White Sands House' Steps to Gulf Shore! - Evolve**

Jun 24, 2025 · Just steps to white-sand beaches, dazzling Gulf of Mexico waters, and surrounded by top-notch restaurants, this home is perfect for the whole family to experience the ...

### **Breezy 'White Sands House' Steps to Gulf Shore! ☐ JUN 20...**

Let your dream beach vacation become a reality when you book a stay at the 'White Sands House,' a 7-bedroom, 3-bath Clearwater Beach vacation rental.

## **Breezy White Sands House Steps to Gulf Shore!, Clearw...**

Beachfront Location: Breezy White Sands House in Clearwater Beach offers direct beachfront access with stunning sea views. Guests can relax on the sandy shores or enjoy the heated pool.

## ACAMS Webinars: Find Free Webinars | ACAMS

ACAMS Webinars keep professionals up to speed with the ever-changing anti-financial crime (AFC) landscape. Led by expert voices from government, industry, and regulatory bodies, our ...

### **» Anti-Money Laundering (AML) Free Webinar**

We will explore in this webinar the growing complexity of AML/CFT regulations and economic sanctions, and how applying advanced AML/CFT skills can help minimize risks while ensuring ...

## **Financial Crime Training Webinars | ACFCS**

Access over 150 webinars completely free with an ACFCS membership!

## **AML Webinars and Training - BrightTALK**

Learn about AML with BrightTALK. Watch the latest collection of webinars, videos and trainings from industry experts.

## **HMRC email updates, videos and webinars for money laundering ...**

Sep 1, 2017 · This webinar will give an overview of your day-to-day responsibilities under the Money Laundering Regulations when you are supervised by HMRC as an estate agency and ...

## **Sponsored Webinars | Free Webinars for ACFE Members**

15 hours ago · ACFE members have access to free webinars offered in partnership with sponsors. Earn CPE and gain important fraud-fighting knowledge.

## *ICA Free Webinar Series - GTA*

Finance, AML & Compliance, Insurance, Investments & Funds, Trust. Stay up to date with the ICA with these free webinars open to all on the latest regulatory and financial crime compliance hot ...

## *Webinars - Anti-Money Laundering*

Discover our range of AML webinars and empower your team with the latest insights and best practices in anti-money laundering. Visit our Webinars page to explore our webinar offerings ...

## Free Webinar on Anti Money Laundering - Blue Ocean Academy

A free webinar on "Anti Money Laundering" certainly threw light on the concept of money laundering and ways to tackle it. Around 70 professionals attended the insightful and ...

## **Home - AML-ology**

Our most popular webinars and virtual classes available wherever you are with some of the industry's most experienced presenters. To learn more and view more topics click here.

Master rounding with our comprehensive rounding to the nearest tenth worksheet! Perfect for students and educators. Discover how to enhance your math skills today!

[Back to Home](#)