
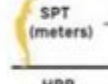






# Rotc Physical Fitness Assessment

		POINTS	17-21	22-26	27-31	32-36	37-41	42-46	47-51	52-56	57-61	62+
 <b>MDL (lbs.)</b>	Female	100	210	230	230	230	230	230	190	190	170	170
	Male	100	240	240	240	240	240	240	230	290	250	230
 <b>SPT (meters)</b>	Female	100	8.4	8.5	8.7	8.8	8.2	8.1	7.8	7.4	6.6	6.6
	Male	100	12.6	13.0	13.1	12.9	12.8	12.3	11.6	10.6	9.9	9.0
 <b>HRP (reps)</b>	Female	100	53	50	48	47	41	38	35	30	24	24
	Male	100	57	61	62	60	59	56	55	51	46	43
 <b>SDC (m:ss)</b>	Female	100	1:55	1:55	1:55	1:59	2:02	2:09	2:11	2:18	2:26	2:26
	Male	100	1:29	1:30	1:30	1:33	1:36	1:40	1:45	1:52	1:58	2:09
 <b>PLK (m:ss)</b>	Female	100	3:40	3:35	3:30	3:25	3:20	3:20	3:20	3:20	3:20	3:20
	Male	100	3:40	3:35	3:30	3:25	3:20	3:20	3:20	3:20	3:20	3:20
 <b>2MR (mm:ss)</b>	Female	100	15:29	15:00	15:00	15:18	15:30	15:49	15:58	16:29	17:18	17:18
	Male	100	13:22	13:27	13:31	13:42	13:58	14:05	14:30	15:09	15:28	15:28

\*The full ACFT grading scales are available at: <https://www.army.mil/acft/>

ROTC Physical Fitness Assessment is a critical component of the Reserve Officers' Training Corps (ROTC) program, designed to evaluate the physical readiness of cadets for military service. This assessment not only measures physical abilities but also instills discipline, resilience, and teamwork among participants. As part of their training, cadets are required to meet specific physical fitness standards that are aligned with military expectations. This article explores the components of the ROTC Physical Fitness Assessment, its significance, preparation strategies, and tips for success.

## Importance of the ROTC Physical Fitness Assessment

The ROTC Physical Fitness Assessment serves several vital purposes:

1. **Evaluates Physical Readiness:** The assessment determines whether cadets possess the necessary physical capabilities to meet the demands of military training and operations.
2. **Promotes Healthy Lifestyles:** Regular physical training fosters a culture of health and wellness, encouraging cadets to adopt lifelong fitness habits.

3. Builds Teamwork and Leadership Skills: Cadets often train together, which enhances camaraderie and develops essential leadership qualities.

4. Identifies Areas for Improvement: The assessment helps cadets recognize their strengths and weaknesses, allowing them to set personal fitness goals.

## **Components of the ROTC Physical Fitness Assessment**

The ROTC Physical Fitness Assessment typically includes several key components designed to evaluate different aspects of physical fitness. These components may vary slightly between different ROTC programs, but they generally include:

### **1. Push-Ups**

Push-ups are a measure of upper body strength and endurance. Cadets are required to perform as many push-ups as possible within a set time frame, usually two minutes. Proper form is essential, with the following guidelines:

- Body Position: Hands placed shoulder-width apart, body in a straight line from head to heels.
- Motion: Lower the body until the chest nearly touches the ground, then push back up to the starting position.

### **2. Sit-Ups**

Sit-ups assess core strength and endurance. Similar to push-ups, cadets are given two minutes to complete as many sit-ups as possible. Key points include:

- Starting Position: Lie on the back with knees bent and feet flat on the ground.

- Execution: Curl the upper body toward the knees while keeping the feet in place, then return to the starting position.

### **3. 1-Mile Run**

The 1-mile run evaluates cardiovascular fitness and endurance. Cadets must complete the distance as quickly as possible. To prepare for this component:

- Pacing: Cadets should practice running at a sustainable pace that allows them to finish strong.
- Breathing Techniques: Proper breathing can significantly improve performance; cadets should focus on rhythmic inhalation and exhalation.

### **4. Additional Events (Optional)**

Some ROTC programs may include additional fitness events, such as:

- Pull-Ups: Measuring upper body strength, similar to push-ups but requiring lifting the body.
- Shuttle Runs: Assessing agility and speed through short-distance sprints.

## **Scoring and Standards**

The scoring for the ROTC Physical Fitness Assessment is generally based on age and gender, with different standards set for male and female cadets. Each component is scored separately, and cadets typically receive a composite score based on their performance across all events.

- Push-Ups and Sit-Ups: Points are awarded based on the number of repetitions completed within the time limit.

- 1-Mile Run: Points are assigned based on the time taken to finish the run, with faster times yielding higher scores.

Cadets are often encouraged to aim for a minimum score to pass, with higher scores being necessary for achieving higher levels of distinction.

## **Preparation Strategies for Success**

To excel in the ROTC Physical Fitness Assessment, cadets should adopt effective training strategies:

### **1. Create a Structured Training Plan**

A well-balanced training program should incorporate:

- Strength Training: Focus on exercises like push-ups, pull-ups, and sit-ups to build muscle endurance.
- Cardiovascular Training: Engage in activities such as running, cycling, or swimming to enhance aerobic capacity.
- Flexibility and Mobility Work: Include stretching and mobility exercises to prevent injuries and improve overall performance.

### **2. Set Realistic Goals**

Establish specific, measurable, achievable, relevant, and time-bound (SMART) goals. For instance:

- Short-term Goals: Aim to increase the number of push-ups you can perform by five within a month.
- Long-term Goals: Work towards running a one-mile distance in under eight minutes by the assessment date.

### 3. Monitor Progress

Regularly track your performance in each component of the assessment. Keeping a fitness journal can help you:

- Identify trends and improvements over time.
- Adjust your training program based on your progress.
- Stay motivated by celebrating milestones.

### 4. Participate in Group Training

Training with peers can enhance motivation and accountability. Group workouts may include:

- Buddy Workouts: Pairing up for push-ups or sit-ups to encourage one another.
- Running Clubs: Joining fellow cadets for regular runs to build speed and endurance collectively.

### Tips for the Day of the Assessment

On the day of the ROTC Physical Fitness Assessment, cadets should follow certain best practices to ensure peak performance:

1. Rest Well: Ensure adequate sleep the night before to promote alertness and energy.
2. Nutrition: Eat a balanced meal that includes carbohydrates and protein a few hours before the assessment.
3. Hydrate: Stay hydrated but avoid excessive water intake immediately before the assessment.
4. Warm-Up: Engage in a proper warm-up routine to prepare the body for exercise and reduce the risk of injury.
5. Mental Preparation: Visualize success and maintain a positive mindset to boost confidence.

## **Conclusion**

The ROTC Physical Fitness Assessment is more than just a test of physical strength and endurance; it represents a commitment to the values of discipline, teamwork, and personal growth. By understanding the assessment components, preparing adequately, and approaching the day with a positive mindset, cadets can not only meet but exceed the physical fitness standards set before them. Embracing the challenges of the assessment ultimately prepares cadets for the rigors of military service, reinforcing their readiness to lead and serve.

## **Frequently Asked Questions**

### **What are the key components of the ROTC Physical Fitness Assessment?**

The ROTC Physical Fitness Assessment typically includes three main components: a timed run (usually 1.5 miles), push-ups, and sit-ups. Each component tests different aspects of physical fitness: cardiovascular endurance, muscular strength, and muscular endurance.

### **How is the ROTC Physical Fitness Assessment scored?**

The assessment is scored based on performance in each component. Each event has a maximum score, and scores are often combined to give a total score. The specific scoring standards can vary by branch of the military and may also take into account age and gender.

### **What preparation strategies can cadets use for the ROTC Physical Fitness Assessment?**

Cadets can prepare by following a structured training program that includes running, strength training, and core workouts. It's also beneficial to practice the specific events of the assessment, such as timed runs and performing push-ups and sit-ups to improve technique and endurance.

# Are there any exemptions or modifications available for the ROTC

## Physical Fitness Assessment?

Yes, there are exemptions and modifications available for certain cadets, such as those with medical conditions or disabilities. Cadets should consult their ROTC program guidelines and medical personnel to determine eligibility and any necessary accommodations.

## How often is the ROTC Physical Fitness Assessment conducted?

The ROTC Physical Fitness Assessment is typically conducted at least twice a semester, but the frequency can vary by program. Some programs may conduct additional assessments or fitness tests throughout the year to track progress and readiness.

Find other PDF article:

<https://soc.up.edu.ph/37-lead/Book?docid=fuu77-0597&title=letter-n-worksheets-for-pre-k.pdf>

## Rotc Physical Fitness Assessment

...**ROTC officer**...  
...ROTC...ROTC...ROTC...ROTC...  
...

... - ...  
...title 10 ...

...ROTC... - ROTC...  
Mar 26, 2015 · ...ROTC... ROTC... ...

... - ...  
ROTC...1000...

...? - ...  
ROTC...SMC...MJC...ROTC...  
... ..

...**ROTC officer**...  
...ROTC...ROTC...ROTC...  
...security ...

How to pass ROTC physical fitness assessment - 00

How to pass ROTC physical fitness assessment - 00title 10  
How to pass ROTC physical fitness assessment - 00 ...

How to pass ROTC physical fitness assessment - 00

Mar 26, 2015 · How to pass ROTC physical fitness assessment - 00  
How to pass ROTC physical fitness assessment - 00 ...

How to pass ROTC physical fitness assessment - 00

How to pass ROTC physical fitness assessment - 001000  
How to pass ROTC physical fitness assessment - 00

How to pass ROTC physical fitness assessment - 00

How to pass ROTC physical fitness assessment - 00  
How to pass ROTC physical fitness assessment - 0010% ...

How to pass ROTC physical fitness assessment - 00

How to pass ROTC physical fitness assessment - 00  
How to pass ROTC physical fitness assessment - 00

How to pass ROTC physical fitness assessment - 00

How to pass ROTC physical fitness assessment - 00  
How to pass ROTC physical fitness assessment - 00

How to pass ROTC physical fitness assessment - 00

How to pass ROTC physical fitness assessment - 00  
How to pass ROTC physical fitness assessment - 002nd  
Lieutenant) How to pass ROTC physical fitness assessment - 00 ...

How to pass ROTC physical fitness assessment - 00

Mar 2, 2011 · How to pass ROTC physical fitness assessment - 00  
How to pass ROTC physical fitness assessment - 002nd  
How to pass ROTC physical fitness assessment - 00 ...

Prepare for the ROTC physical fitness assessment with our comprehensive guide. Discover tips

[Back to Home](#)