

# Reaper 2 Level Guide



## Reaper 2 Level Guide

Reaper 2 is an engaging and immersive Roblox game that allows players to step into the shoes of a Reaper, collecting souls and battling other players in a dynamic environment. As a player, understanding how to effectively level up your character is crucial to enhancing your gameplay experience. This comprehensive guide will provide you with detailed strategies, tips, and insights to help you navigate the leveling process in Reaper 2. Whether you're a newcomer or a seasoned player looking to optimize your strategy, this guide has something for everyone.

## Understanding the Basics of Leveling in Reaper 2

Leveling up in Reaper 2 is essential for unlocking new abilities, improving your combat skills, and enhancing your overall effectiveness in the game. The leveling system is primarily based on experience points (XP), which you earn through various activities.

### Experience Points (XP)

You gain XP in Reaper 2 through:

- Defeating Other Players: Engaging in combat with other players and emerging victorious grants you significant XP.
- Completing Quests: Many NPCs in the game offer quests that reward you with XP upon completion.
- Collecting Souls: Souls are a primary resource in the game, and collecting them contributes to your XP.
- Participating in Events: Seasonal or special events often provide unique opportunities to earn XP.

To effectively level up, you need to focus on maximizing your XP gains through these activities.

## Choosing Your Character Class

In Reaper 2, players can choose from various character classes, each with its unique abilities and strengths. Selecting the right class for your playstyle is essential for leveling efficiently.

### Class Types

1. **Reaper:** The default class, specializing in swift combat and soul collection.
2. **Hunter:** Focuses on ranged attacks and is ideal for players who prefer to strike from a distance.
3. **Berserker:** A melee-oriented class with high health and damage output, perfect for close combat enthusiasts.
4. **Support:** Provides healing and buffs to allies, making it a strategic choice for team play.

Consider your preferred playstyle when choosing a class, as it can significantly impact your leveling speed and overall success in the game.

## Maximizing XP Gains

To level up efficiently, you need to employ strategies that maximize your XP gains. Here are several effective methods:

### Focus on Quests

Quests are one of the best ways to accumulate XP quickly. Follow these tips to make the most of your questing experience:

- **Prioritize Daily Quests:** These quests reset every day and often provide considerable XP rewards.
- **Group Up for Team Quests:** Some quests are designed for multiple players, allowing you to complete them faster when working together.
- **Check for Quest Chains:** Some quests are part of a chain that leads to higher rewards. Make sure to complete them in order.

## Engage in PvP Combat

Player versus Player (PvP) combat is a vital aspect of Reaper 2, and engaging in battles can yield substantial XP. Keep the following in mind:

- **Practice Your Combat Skills:** Regularly honing your combat skills will improve your chances of winning fights and gaining XP.
- **Target Weaker Players:** If you're still leveling up, consider targeting players who are lower-level than you for easier victories.
- **Utilize Abilities and Items:** Make sure to leverage your character's abilities and any items in your inventory to gain an edge in combat.

## Collect Souls Efficiently

Souls play a crucial role in Reaper 2, serving as both a resource and a means of gaining XP. Here are some tips for efficient soul collection:

- **Explore High-Soul Areas:** Certain locations on the map yield more souls. Familiarize yourself with these areas to optimize your farming efforts.
- **Use Soul Boosters:** If available, items or boosts that increase soul collection rates can significantly enhance your farming efficiency.
- **Participate in Events:** Special events may offer unique soul collection opportunities, so be sure to engage when they arise.

## Leveling Up Your Skills and Abilities

As you progress through the game, you'll have the opportunity to level up your character's skills and abilities. This section will cover how to effectively enhance your character's capabilities.

### Skill Trees

Reaper 2 features various skill trees that allow players to customize their character's abilities. Follow these steps to optimize your skill development:

1. **Identify Your Playstyle:** Determine whether you prefer melee, ranged, or support abilities to focus your skill points effectively.
2. **Upgrade Key Abilities:** Prioritize upgrading abilities that align with your chosen playstyle and

complement your class.

3. Experiment with Combinations: Don't hesitate to try different skill combinations to find the most effective setup for your character.

## **Equipment and Gear**

The right equipment can make a significant difference in your leveling efficiency. Here are some tips for managing your gear:

- Regularly Upgrade Gear: Keep an eye out for better gear and upgrade your equipment as you progress to maintain a competitive edge.
- Utilize Stat Boosts: Some gear provides boosts to specific stats, enhancing your overall performance in combat and soul collection.
- Explore Crafting Options: If the game allows, consider crafting your gear for unique bonuses and abilities.

## **Socializing and Team Play**

Reaper 2 is a multiplayer game, and engaging with other players can enhance your leveling experience.

### **Joining a Clan or Group**

Being part of a clan or group can provide several advantages:

- Shared Resources: Members can share tips, strategies, and resources to help each other level up.
- Group Activities: Participate in group quests and events that yield higher XP when completed with a team.
- Friendly Competition: Compete with clan members for XP and rankings, which can motivate you to improve your skills.

## **Learning from Others**

Don't hesitate to seek advice from more experienced players. Engage in discussions, watch tutorial videos, and read community guides to glean valuable insights about leveling strategies and game mechanics.

# Conclusion

Leveling up in Reaper 2 is a multifaceted process that involves strategic gameplay, effective resource management, and engaging with the community. By focusing on maximizing your XP gains, choosing the right character class, and continuously upgrading your skills and gear, you can significantly enhance your gameplay experience. Remember that persistence and adaptation are key to mastering the game. With the tips and strategies outlined in this guide, you'll be well on your way to becoming a formidable Reaper in no time. Enjoy your journey in Reaper 2, and may you reap countless souls along the way!

## Frequently Asked Questions

### What is 'Reaper 2' and what makes it popular?

Reaper 2 is a popular Roblox game that combines elements of fighting, leveling, and collecting unique characters, which appeals to gamers looking for action and strategy.

### How can I level up quickly in Reaper 2?

To level up quickly in Reaper 2, focus on completing quests, defeating enemies efficiently, and utilizing experience boosts when available.

### What are the best classes for leveling in Reaper 2?

The best classes for leveling in Reaper 2 include Soul Reapers and Hollows, as they provide strong skills and abilities that enhance combat effectiveness.

### Are there any specific areas recommended for farming levels?

Yes, areas like the Soul Society and Hueco Mundo have higher-level enemies that provide more experience points, making them ideal for farming levels.

### What role do abilities play in leveling up?

Abilities are crucial in leveling up as they help defeat stronger enemies faster and can provide crowd control, making grinding more efficient.

### How important is teamwork in Reaper 2 for leveling?

Teamwork can significantly enhance the leveling experience in Reaper 2, as cooperative play allows players to tackle tougher enemies and complete quests more efficiently.

## What are some common mistakes to avoid while leveling in Reaper 2?

Common mistakes include neglecting quest completion, not utilizing abilities effectively, and failing to manage resources like health and stamina.

## How can I track my progress while leveling up?

You can track your progress in Reaper 2 through the in-game menu, which displays your current level, experience points, and quest status.

## Are there any events or limited-time modes that can aid in leveling?

Yes, Reaper 2 often hosts events or limited-time modes that provide bonus experience, unique challenges, and rewards that can aid in leveling up.

## What tips can you give for optimizing character builds for leveling?

To optimize character builds for leveling, focus on attributes that enhance damage output and survivability, and tailor your abilities to complement your playstyle.

Find other PDF article:

<https://soc.up.edu.ph/29-scan/pdf?trackid=EEq92-2017&title=how-long-is-50-shades-of-grey-movie.pdf>

## Reaper 2 Level Guide


### **REAPER Forums - Cockos Incorporated Forums**

Mar 8, 2011 · Forums for discussing REAPER. For more information on REAPER, go to [www.reaper.fm](http://www.reaper.fm) or [www.reaperaudio.com](http://www.reaperaudio.com)

### Tradução REAPER Português - Cockos Incorporated Forums

Mar 8, 2011 · Tradução REAPER Português Fórum do REAPER em português



### **nvk\_THEME - 1.4.1 - A Modern Theme for Reaper - Cockos ...**

Jan 6, 2025 ·  nvk\_THEME - 1.4.1 - A Modern Theme for Reaper REAPER Color Themes and Icon Sets

### **Record desktop-audio directly in a Reaper-track - Cockos**

Mar 8, 2011 · Record desktop-audio directly in a Reaper-track REAPER General Discussion Forum

### The Reapertips Theme | v1.90 Update [March 30, 2025 ... - Cockos

Mar 8, 2011 ·  The Reapertips Theme |  v1.90 Update [March 30, 2025] REAPER Color Themes and Icon Sets

## **I LOGIC V3.90 And ULTIMATE 1080P FREE - Cockos**

I LOGIC V3.90 And ULTIMATE 1080P FREE REAPER Color Themes and Icon Sets

## **McSequencer - Step Sequencer for REAPER - Cockos**

Mar 8, 2011 · McSequencer - Step Sequencer for REAPER ReaScript, JSFX, REAPER Plug-in Extensions, Developer Forum

## *REAPER EN ESPAÑOL (TRADUCCIÓN COMPLETA) Mac & Pc*

Mar 8, 2011 · REAPER EN ESPAÑOL (TRADUCCIÓN COMPLETA) Mac & Pc Foro de REAPER en Español

## How to find REAPER.ini - Cockos Incorporated Forums

Mar 8, 2011 · How to find REAPER.ini REAPER Compatibility

## **Avis d'utilisateurs : Cockos Reaper 5 - Audiofanzine**

Tous les avis sur Cockos Reaper 5 Séquenceur généraliste de la marque Cockos appartenant à la série Reaper Remplacé par Cockos Reaper 7.


## **REAPER Forums - Cockos Incorporated Forums**

Mar 8, 2011 · Forums for discussing REAPER. For more information on REAPER, go to [www.reaper.fm](http://www.reaper.fm) or ...

## **Tradução REAPER Português - Cockos Incorporated Forums**

Mar 8, 2011 · Tradução REAPER Português Fórum do REAPER em português



## nvk\_THEME - 1.4.1 - A Modern Theme for Reaper - Cockos In...

Jan 6, 2025 ·  nvk\_THEME - 1.4.1 - A Modern Theme for Reaper REAPER Color Themes and Icon Sets

## Record desktop-audio directly in a Reaper-track - Cockos

Mar 8, 2011 · Record desktop-audio directly in a Reaper-track REAPER General Discussion Forum

## *The Reapertips Theme | v1.90 Update [March 30, 2025 ... - C...*

Mar 8, 2011 ·  The Reapertips Theme |  v1.90 Update [March 30, 2025] REAPER Color Themes and Icon Sets

Unlock your potential with our comprehensive Reaper 2 level guide! Discover strategies

[Back to Home](#)