

# Real Estate Practice Exam New York



**Real estate practice exam New York** is an essential step for aspiring real estate professionals in the Empire State. Understanding the intricacies of the New York real estate market, laws, and practices is crucial for anyone looking to obtain a real estate license. This article will guide you through the process of preparing for the practice exam, the content areas covered, and tips to ensure success.

## Understanding the Importance of the Real Estate Practice Exam

The real estate practice exam in New York serves as a crucial assessment tool for individuals preparing to enter the real estate profession. It tests knowledge of state-specific laws, regulations, and general real estate principles. Passing this exam is a requirement for obtaining a real estate salesperson or broker license in New York.

## Why You Need to Pass the Exam

1. **Legal Requirement:** The exam is mandated by the New York State Department of State (DOS) for anyone seeking a real estate license.
2. **Professional Credibility:** A passing score signifies that you possess the necessary knowledge and skills to practice real estate in New York.
3. **Market Knowledge:** Studying for the exam helps you understand the local real estate market, which is essential for advising clients effectively.

# **Exam Structure and Content Areas**

The New York real estate practice exam is designed to assess your understanding of various topics. It typically includes multiple-choice questions that cover the following areas:

## **1. Real Estate Principles**

- Basic concepts of real estate, including property types and ownership rights.
- Understanding of real estate transactions, including sales, rentals, and leases.

## **2. New York Real Estate Laws**

- Familiarity with New York State real estate laws, including the Real Property Law (RPL).
- Knowledge of fair housing laws, disclosure requirements, and agency relationships.

## **3. Property Valuation and Finance**

- Methods of property valuation, including comparative market analysis.
- Understanding financing options, mortgages, and the closing process.

## **4. Ethics and Professional Conduct**

- Ethical responsibilities of real estate professionals.
- Understanding of conflicts of interest and fiduciary duties.

## **5. New York City Regulations (if applicable)**

- Unique regulations that apply to real estate in New York City.
- Zoning laws and building codes specific to the city.

# How to Prepare for the Real Estate Practice Exam

Preparation is vital for success on the real estate practice exam. Here are some effective strategies to help you get ready:

## 1. Enroll in a Real Estate Course

Taking a state-approved pre-licensing course is often the first step. These courses provide comprehensive coverage of the material that will be on the exam. Look for courses that offer:

- In-person classes: These can provide direct interaction with instructors and peers.
- Online courses: Flexible scheduling and self-paced learning might suit your needs better.

## 2. Utilize Study Guides and Materials

Invest in study guides that are specifically tailored for the New York real estate exam. These materials often include:

- Practice questions and answers.
- Detailed explanations of key concepts.
- Flashcards for quick review.

## 3. Take Practice Exams

Taking practice exams is one of the most effective ways to prepare. These practice tests help you familiarize yourself with the exam format and timing. They also allow you to:

- Identify areas where you need additional study.
- Build confidence in your knowledge and test-taking abilities.

## 4. Join a Study Group

Collaborating with others can enhance your learning experience. Consider joining or forming a study group where you can:

- Discuss complex topics.

- Quiz each other on key concepts.
- Share study resources and tips.

## **5. Stay Updated on New Laws and Regulations**

Real estate laws and regulations can change, and it's essential to stay informed. Regularly check:

- The New York State Department of State website for updates.
- Real estate news sources for any changes that may affect your exam.

## **Test Day: What to Expect**

Knowing what to expect on the day of the exam can help reduce anxiety and enhance performance. Here's a breakdown of the test-day process:

### **1. Registration and Identification**

Make sure to register for the exam in advance. On test day, bring:

- A valid photo ID (e.g., driver's license or passport).
- Any confirmation documents related to your exam registration.

### **2. Arriving at the Exam Center**

Plan to arrive early to the testing center to allow time for check-in procedures. This includes:

- Completing any necessary forms.
- Getting familiar with the testing environment.

### **3. Taking the Exam**

The exam will typically consist of multiple-choice questions, and you will have a limited amount of time to complete it. Here are some tips for managing your time:

- Read each question carefully.

- Answer the questions you know first, and return to more challenging ones later.
- Keep track of time, ensuring you leave enough for review.

## After the Exam: Next Steps

Once you've completed the exam, you will receive your results shortly after. Here's what you should do next:

### 1. Understanding Your Results

If you pass, congratulations! You can proceed with the licensing application. If you don't pass:

- Review the score report to identify areas for improvement.
- Consider retaking the exam after additional study.

### 2. Applying for Your License

Upon passing, you can apply for your New York real estate license. This process typically involves:

- Completing the application form.
- Submitting proof of completion of a pre-licensing course.
- Paying the applicable fees.

### 3. Continuing Education

Once licensed, you will need to meet continuing education requirements to maintain your license. This includes:

- Completing a set number of hours in real estate-related courses.
- Staying updated on changes in laws and regulations.

## Conclusion

Preparing for the **real estate practice exam New York** is a vital step in launching a successful career in real

estate. By understanding the exam structure, utilizing effective study strategies, and being well-prepared for test day, you'll be well on your way to passing the exam and obtaining your real estate license. With dedication and the right resources, you can pave the way for a rewarding career in New York's dynamic real estate market.

## **Frequently Asked Questions**

### **What topics are covered in the New York real estate practice exam?**

The New York real estate practice exam covers topics such as property ownership, land use controls, valuation and market analysis, financing, and real estate law.

### **How many questions are on the New York real estate practice exam?**

The New York real estate practice exam consists of 75 multiple-choice questions.

### **What is the passing score for the New York real estate practice exam?**

To pass the New York real estate practice exam, you must score at least 70%.

### **How can I prepare for the New York real estate practice exam?**

You can prepare for the exam by taking real estate courses, using study guides, practicing with online quizzes, and reviewing state-specific real estate laws.

### **Is the New York real estate practice exam available online?**

Yes, the New York real estate practice exam is available online through various educational platforms offering real estate licensing prep.

### **How often can I retake the New York real estate practice exam if I fail?**

If you fail the New York real estate practice exam, you can retake it after a waiting period of 6 months.

### **What is the cost to take the New York real estate practice exam?**

The cost to take the New York real estate practice exam is typically around \$15 to \$20, depending on the testing provider.

Find other PDF article:

<https://soc.up.edu.ph/18-piece/Book?ID=MqX89-5749&title=dr-mauro-di-pasquale-anabolic-diet.pdf>

## Real Estate Practice Exam New York

```
float  real  0000  000000_0000
```

```
real=float (24) numeric (p,s) - 10^38 +1 □ 10^38 - 1 float □ real □□ float □ real □□□□□□□□□□□□□□ □  
□□□□□□□□□□float □ real □□□□□□ IEEE 754 □□ ...
```

□□□□□genuine, authentic, true, real, actual? - □□

Oct 10, 2019 · real [REDACTED] genuine [REDACTED]  
[REDACTED] true [REDACTED] ...






*AB* *PLC* *INT* *DINT* *SINT* *REAL* *BOOL* ...

4 REAL 0 128 2 128 5 BOOL 0 1 PLC ...

```
real[10000000]
```

realize, realized, realizable, reality, realizably, really, realness, 1. It is a real gold watch. ...

2025 AR XREAL One air3 ...

Mar 4, 2025 ·  AR  XREAL  
One  VITURE Pro  Air3  starv ...

□□□□□□□□□□**real**□□ - □□

[illegible]

2025 realme -

```

2025 realme redmi
realme ...

```

fluent real gas model ...

Feb 23, 2025 · Real Gas Model Peng-Robinson ...

OPPO realme -

```
realme[OPPO]2018[5]4[OPPO]
[OPPO] ...
```

Realtek? -

```
win10 Realtek 1.0
...
```

float □ real □□□□ □□□□□ □□□□

```
real=float (24) numeric (p,s) - 10^38 + 1 10^38 - 1 float  real  float  real  IEEE 754 ...
```

**□□□□□ genuine, authentic, true, real, actual? - □□**

```
Oct 10, 2019 · real [REDACTED] genuine [REDACTED]
[REDACTED] true [REDACTED] ...
```

