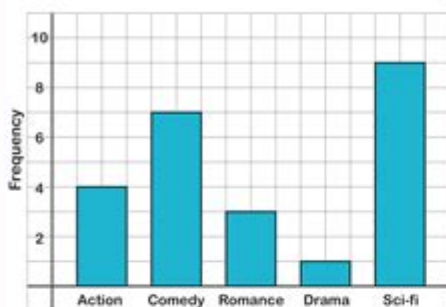


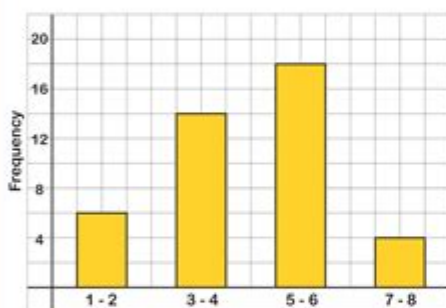
Reading A Graph Worksheet

Reading Bar Graphs



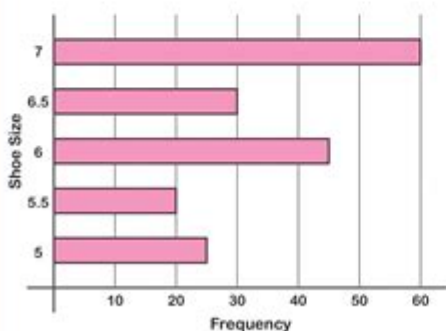
1) Gabby does a survey. She asks people in her class what their favorite type of film is. She then puts the results into a bar chart.

- Which type of film do most people like? _____
- Which type of film is least popular? _____
- How many people like Romance? _____
- How many people did Gabby ask in total? _____



2) Tyler wanted to find out how many family members people live with. The bar chart shows the results of his survey.

- How many people had 5 - 6 family members living at home? _____
- How many people had less than 5 family members living at home? _____
- Which class interval had the greatest frequency? _____
- How many people did Tyler ask in total? _____



3) The bar chart shows the shoe size of a group of Year 8 students.

- Which shoe size is the mode? _____
- How many more students wear size 7 than wear size 5? _____
- What is the range in shoe sizes? _____
- What fraction of students wear size 7? _____

Reading a graph worksheet is an essential skill that enhances a student's ability to interpret data visually. Graphs are widely used across different fields, including education, business, and science, making it crucial for learners to master reading and understanding them. This article will provide a comprehensive guide on how to effectively read a graph worksheet, the different types of graphs, tips for interpretation, and activities to reinforce these skills.

Understanding the Importance of Graphs

Graphs serve as a visual representation of data, allowing for easier analysis and understanding. They can convey complex information succinctly and are essential in presenting research findings, statistical data, and trends.

The Benefits of Reading Graphs

Reading graphs offers numerous benefits, including:

- **Improved Data Interpretation:** Understanding graphs helps students make sense of large datasets.
- **Enhanced Critical Thinking:** Analyzing graphs encourages critical thinking and problem-solving skills.
- **Real-World Application:** Graphs are prevalent in business reports, scientific studies, and everyday life. Mastering them prepares students for real-world situations.
- **Communication Skills:** Learning to read and interpret graphs aids in presenting data clearly and effectively.

Types of Graphs Commonly Found in Worksheets

In a reading a graph worksheet, you may encounter various types of graphs. Each type serves a distinct purpose and can display different kinds of data.

1. Bar Graphs

Bar graphs use rectangular bars to represent data. The length or height of each bar corresponds to the value it represents.

2. Line Graphs

Line graphs display information as a series of points connected by lines. They are particularly useful for showing trends over time.

3. Pie Charts

Pie charts represent data as slices of a circle, illustrating the proportion of each category relative to the whole.

4. Histogram

Histograms are similar to bar graphs but are used specifically for displaying the distribution of numerical data.

5. Scatter Plots

Scatter plots display values for two different variables, allowing for the observation of relationships between them.

Key Elements of a Graph

To effectively read a graph worksheet, it is important to familiarize yourself with its key components.

1. Title

The title provides a brief summary of what the graph represents. It is often the first thing you should look at when interpreting a graph.

2. Axes

Most graphs have two axes: the x-axis (horizontal) and the y-axis (vertical). Each axis is labeled with the variable it represents.

3. Scale

Scales indicate the intervals used on the axes. Understanding the scale is crucial for accurately interpreting the data values.

4. Legend/Key

A legend or key identifies what different colors, patterns, or symbols represent, particularly in graphs with multiple data sets.

5. Data Points

Data points are the individual pieces of information plotted on the graph. These points are critical for drawing conclusions.

Steps to Read a Graph Worksheet Effectively

Reading a graph worksheet can be simplified by following these systematic steps:

1. **Examine the Title:** Start by reading the title to get an overview of the data being presented.
2. **Identify the Axes:** Look at the x-axis and y-axis to understand what variables are being compared.
3. **Review the Scale:** Check the scale on each axis to ensure you understand the intervals and units of measurement.
4. **Consult the Legend:** If the graph has a legend or key, review it to understand different data sets or categories represented.
5. **Analyze Data Points:** Observe the data points and their placement to identify trends, patterns, or outliers.
6. **Draw Conclusions:** Based on your analysis, summarize what the graph illustrates and any insights gained.

Common Mistakes to Avoid When Reading Graphs

While reading a graph worksheet, it's easy to make mistakes that can lead to misinterpretation. Here are some common pitfalls to avoid:

- **Ignoring the Scale:** Failing to pay attention to the scale can lead to inaccurate conclusions.

- **Overlooking the Title:** The title provides context; ignoring it can result in misunderstanding the graph's purpose.
- **Misinterpreting Axes:** Ensure that you correctly identify what each axis represents to avoid confusion.
- **Neglecting the Legend:** Always check the legend to understand the different data sets being represented.
- **Jumping to Conclusions:** Take your time to analyze the data before forming conclusions; data can often be misleading if viewed superficially.

Activities to Reinforce Graph Reading Skills

To help students improve their graph-reading abilities, consider incorporating the following activities into your lessons:

1. Graph Interpretation Challenges

Provide students with various graphs and ask them to interpret the data. They can summarize their findings in a written format or present them to the class.

2. Creating Graphs

Have students collect data (e.g., survey results) and create their own graphs. This hands-on approach reinforces their understanding of how data is represented visually.

3. Graph Comparison

Present students with two graphs that represent the same data differently (e.g., a bar graph and a pie chart) and ask them to compare the advantages and disadvantages of each representation.

4. Real-World Graph Analysis

Incorporate real-world examples by using graphs from news articles or scientific reports. This activity helps students see the relevance of graph

reading in everyday life.

Conclusion

In conclusion, **reading a graph worksheet** is a vital skill that can greatly benefit students across various disciplines. By understanding the different types of graphs, familiarizing themselves with key elements, and applying systematic steps for interpretation, learners can enhance their analytical skills significantly. With practice and engagement through activities, students will become proficient in reading graphs, preparing them for future academic and professional success.

Frequently Asked Questions

What is a reading a graph worksheet?

A reading a graph worksheet is an educational resource designed to help students understand how to interpret and analyze data presented in various types of graphs, such as bar graphs, line graphs, and pie charts.

What skills can students develop by using a reading a graph worksheet?

Students can develop critical skills such as data interpretation, analytical thinking, and the ability to draw conclusions based on visual information through the use of reading a graph worksheets.

What types of graphs are commonly included in reading a graph worksheets?

Common types of graphs included in these worksheets are bar graphs, line graphs, pie charts, histograms, and scatter plots, each serving different purposes for data representation.

How can teachers effectively use reading a graph worksheets in the classroom?

Teachers can use reading a graph worksheets as part of interactive lessons, group activities, or assessments to reinforce students' understanding of data visualization and to encourage discussion about the implications of the data presented.

Are there online resources available for reading a

graph worksheets?

Yes, there are numerous online resources, including educational websites and platforms, that offer free or paid reading a graph worksheets which can be printed or completed digitally.

What age group is most suitable for reading a graph worksheet?

Reading a graph worksheets are suitable for a wide range of age groups, typically starting from elementary grades where basic graph reading skills are introduced, to middle and high school levels for more complex data analysis.

Find other PDF article:

<https://soc.up.edu.ph/48-shade/pdf?docid=ZeC66-7661&title=principles-of-marketing-11th-edition.pdf>

Reading A Graph Worksheet

Reading A-Z: The online reading program with downloadable ...

Award-winning reading solution with thousands of leveled readers, lesson plans, worksheets and assessments to teach guided reading, reading proficiency and comprehension to K-5 students

| *Reading A-Z*

Award-winning reading solution with thousands of leveled readers, lesson plans, worksheets and assessments to teach guided reading, reading proficiency and comprehension to K-5 students

Raz-Kids - Reading A-Z

Online guided reading program with interactive ebooks, downloadable books, and reading quizzes.

English Books by Grade/Level - Reading A-Z

Award-winning reading solution with thousands of leveled readers, lesson plans, worksheets and assessments to teach guided reading, reading proficiency and comprehension to K-5 students

Books - Reading A-Z

Award-winning reading solution with thousands of leveled readers, lesson plans, worksheets and assessments to teach guided reading, reading proficiency and comprehension to K-5 students

Phonics Lesson Packs | Reading A-Z

Award-winning reading solution with thousands of leveled readers, lesson plans, worksheets and assessments to teach guided reading, reading proficiency and comprehension to K-5 students

Free Mobile App For Raz-Plus | Reading A-Z

Award-winning reading solution with thousands of leveled readers, lesson plans, worksheets and

assessments to teach guided reading, reading proficiency and comprehension to K-5 students

Fluency Practice Passages - Reading A-Z

Award-winning reading solution with thousands of leveled readers, lesson plans, worksheets and assessments to teach guided reading, reading proficiency and comprehension to K-5 students

Learning A-Z Sites - Reading A-Z

Award-winning reading solution with thousands of leveled readers, lesson plans, worksheets and assessments to teach guided reading, reading proficiency and comprehension to K-5 students

Canada - Reading A-Z

Award-winning reading solution with thousands of leveled readers, lesson plans, worksheets and assessments to teach guided reading, reading proficiency and comprehension to K-5 students

Reading A-Z: The online reading program with downloadable ...

Award-winning reading solution with thousands of leveled readers, lesson plans, worksheets and assessments to teach guided reading, reading proficiency and comprehension to K-5 students

| Reading A-Z

Award-winning reading solution with thousands of leveled readers, lesson plans, worksheets and assessments to teach guided reading, reading proficiency and comprehension to K-5 students

Raz-Kids - Reading A-Z

Online guided reading program with interactive ebooks, downloadable books, and reading quizzes.

English Books by Grade/Level - Reading A-Z

Award-winning reading solution with thousands of leveled readers, lesson plans, worksheets and assessments to teach guided reading, reading proficiency and comprehension to K-5 students

Books - Reading A-Z

Award-winning reading solution with thousands of leveled readers, lesson plans, worksheets and assessments to teach guided reading, reading proficiency and comprehension to K-5 students

Phonics Lesson Packs | Reading A-Z

Award-winning reading solution with thousands of leveled readers, lesson plans, worksheets and assessments to teach guided reading, reading proficiency and comprehension to K-5 students

Free Mobile App For Raz-Plus | Reading A-Z

Award-winning reading solution with thousands of leveled readers, lesson plans, worksheets and assessments to teach guided reading, reading proficiency and comprehension to K-5 students

Fluency Practice Passages - Reading A-Z

Award-winning reading solution with thousands of leveled readers, lesson plans, worksheets and assessments to teach guided reading, reading proficiency and comprehension to K-5 students

Learning A-Z Sites - Reading A-Z

Award-winning reading solution with thousands of leveled readers, lesson plans, worksheets and assessments to teach guided reading, reading proficiency and comprehension to K-5 students

Canada - Reading A-Z

Award-winning reading solution with thousands of leveled readers, lesson plans, worksheets and

assessments to teach guided reading, reading proficiency and comprehension to K-5 students

Enhance your data literacy with our engaging reading a graph worksheet! Discover how to interpret graphs effectively and boost your learning. Learn more!

[Back to Home](#)