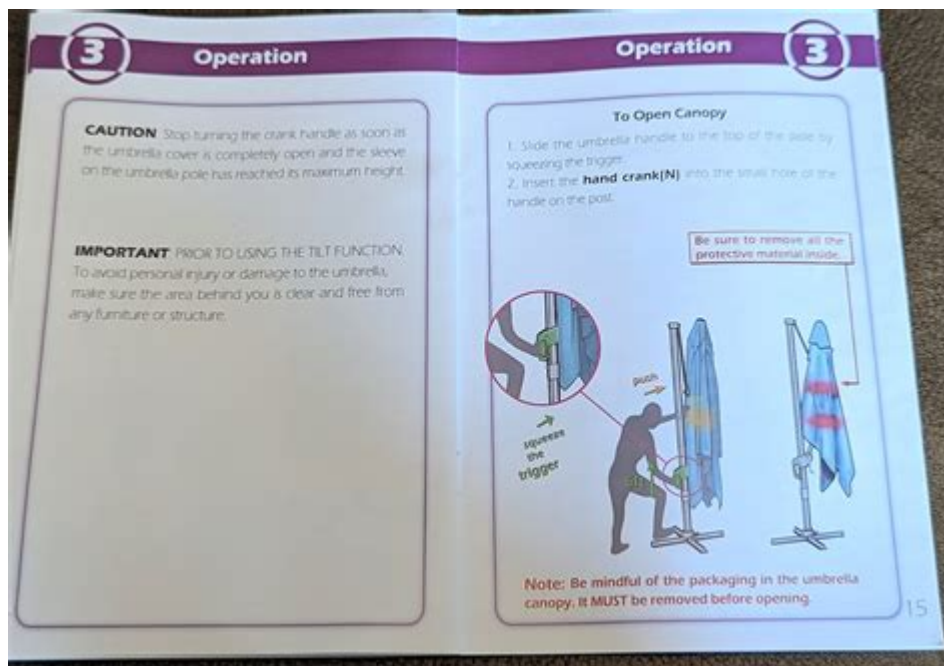


Purple Leaf Umbrella Instructions



Purple leaf umbrella instructions are essential for anyone looking to cultivate this unique and visually striking plant. The purple leaf umbrella, also known as the "purple umbrella plant" or "umbrella tree," is scientifically referred to as *Schefflera actinophylla*. This plant is popular for its lush, vibrant foliage and its ability to thrive in various indoor and outdoor settings. In this article, we will explore the care and maintenance of the purple leaf umbrella, including its ideal growing conditions, watering needs, pruning tips, pests to watch out for, and propagation methods.

Understanding the Purple Leaf Umbrella

The purple leaf umbrella is a tropical plant native to Australia and New Guinea. It is characterized by its glossy, dark green leaves that can take on a purplish hue under certain light conditions. The plant typically grows to a height of 6 to 10 feet, making it a popular choice for indoor spaces, patios, and gardens.

Features and Benefits

- **Aesthetic Appeal:** The striking purple leaves add a unique touch to any space, making it an attractive ornamental plant.
- **Air Purification:** Like many houseplants, the purple leaf umbrella helps purify the air by filtering out toxins.
- **Ease of Care:** This plant is relatively low-maintenance, making it suitable

for beginners and experienced gardeners alike.

Ideal Growing Conditions

To ensure your purple leaf umbrella thrives, it's crucial to provide the right growing conditions.

Light Requirements

- **Bright, Indirect Light:** The purple leaf umbrella prefers bright, indirect sunlight. Direct sunlight can scorch the leaves, while insufficient light can lead to leggy growth.
- **Indoor vs. Outdoor:** If grown indoors, place your plant near a window that receives filtered light. Outdoors, ensure it is in a partially shaded area.

Temperature and Humidity

- **Optimal Temperature:** The ideal temperature range for the purple leaf umbrella is between 65°F and 85°F (18°C to 29°C). Avoid exposing the plant to temperatures below 50°F (10°C).
- **Humidity Levels:** This plant thrives in high humidity. If the air in your home is dry, consider using a humidifier or placing a tray of water near the plant to increase moisture levels.

Soil Requirements

- **Well-Draining Soil:** Use a high-quality potting mix that drains well. A mix designed for tropical plants or a combination of peat moss, perlite, and compost works well.
- **pH Level:** Aim for a slightly acidic to neutral pH level (around 6.0 to 7.0).

Watering Needs

Proper watering is crucial for the health of your purple leaf umbrella.

Watering Schedule

- **Frequency:** Water the plant when the top inch of soil feels dry. This

usually translates to watering every 1-2 weeks, depending on the season and environment.

- Signs of Overwatering: Yellowing leaves, wilting, or root rot are signs that you may be overwatering your plant. Ensure your pot has drainage holes to allow excess water to escape.

Watering Techniques

- Deep Watering: When you water, do so thoroughly until water drains from the bottom of the pot. This ensures that the roots receive adequate moisture.
- Avoid Watering the Leaves: Water at the base of the plant to prevent fungal infections and leaf spots.

Fertilizing Your Purple Leaf Umbrella

Fertilization enhances growth and overall plant health.

Type of Fertilizer

- Balanced Liquid Fertilizer: Use a balanced liquid fertilizer (such as 20-20-20) diluted to half strength every 4-6 weeks during the growing season (spring and summer).
- Organic Options: Consider organic options like fish emulsion or seaweed extract for a natural approach.

Fertilization Tips

- Avoid Over-Fertilizing: Too much fertilizer can lead to salt buildup in the soil, which can harm the plant. Always follow the manufacturer's instructions.
- Fertilizer during Dormancy: Reduce or stop fertilizing in the fall and winter when the plant is not actively growing.

Pruning and Maintenance

Regular pruning helps keep your purple leaf umbrella healthy and encourages bushier growth.

When to Prune

- Spring: The best time to prune is in spring, just before the growing season begins. This allows the plant to recover and thrive.

Pruning Techniques

- Remove Dead or Yellowing Leaves: Cut these leaves at the base to promote new growth and improve the plant's appearance.
- Shape the Plant: Trim any excessively long stems to encourage a more compact shape. Always use clean, sharp pruning shears to make clean cuts.

Pests and Problems

Like any plant, the purple leaf umbrella is susceptible to pests and diseases.

Common Pests

- Spider Mites: These tiny pests can cause discoloration and webbing on the leaves. Increase humidity and treat with insecticidal soap or neem oil.
- Mealybugs: Look for white, cotton-like clusters on the leaves. Remove them with a cotton swab dipped in alcohol and treat the plant with insecticidal soap.
- Aphids: These small, green insects can distort new growth. Spray the plant with water to dislodge them and apply insecticidal soap if necessary.

Preventative Measures

- Regular Inspections: Check your plant regularly for signs of pests and address issues promptly.
- Clean Leaves: Wipe the leaves with a damp cloth every few weeks to remove dust and improve photosynthesis.

Propagation Techniques

If you want to expand your collection or share your purple leaf umbrella with others, propagation is a viable option.

Methods of Propagation

1. Stem Cuttings:

- Choose a healthy stem that is at least 4-6 inches long.
- Cut just below a node and remove the lower leaves.
- Place the cutting in water or moist soil until roots develop (usually takes 2-4 weeks).

2. Air Layering:

- Select a healthy branch and make a small upward cut about one-third through the stem.
- Wrap the cut area with moist sphagnum moss and cover it with plastic wrap to maintain moisture.
- After a few weeks, roots will form, and you can cut below the new root system to pot it.

Aftercare for Propagated Plants

- Provide humidity: Ensure new cuttings or plants have adequate humidity and indirect light until they are established.
- Monitor watering: Keep the soil slightly moist but not soggy during the rooting process.

Conclusion

In conclusion, the purple leaf umbrella is an attractive and easy-to-care-for plant that can thrive in various environments. By following the proper instructions regarding light, temperature, watering, fertilizing, pruning, pest management, and propagation, you can enjoy a healthy and vibrant purple leaf umbrella in your home or garden. With a little attention and care, this unique plant will not only enhance your space but also contribute to a healthier environment.

Frequently Asked Questions

What are the steps to set up a purple leaf umbrella correctly?

To set up a purple leaf umbrella, first, lay the umbrella on a flat surface. Open the umbrella by pulling the center pole upwards until it clicks into place. If it has a crank, turn the crank clockwise to fully open the canopy. Ensure the ribs are fully extended and locked in place.

How do I maintain my purple leaf umbrella to ensure longevity?

To maintain your purple leaf umbrella, regularly clean the fabric with mild soap and water to remove dirt and debris. Store it in a dry place when not in use, and avoid leaving it open during strong winds or storms to prevent damage.

Are there specific safety precautions I should take when using a purple leaf umbrella?

Yes, always anchor the umbrella securely, especially in windy conditions. Use weighted bases or sandbags if necessary. Avoid using the umbrella in extreme weather, and close it during storms to prevent tipping over.

What should I do if my purple leaf umbrella fabric gets torn?

If the fabric of your purple leaf umbrella gets torn, you can patch it with fabric glue or a fabric repair kit. For larger tears, consider contacting the manufacturer for replacement fabric or professional repair services.

Can I use a purple leaf umbrella in a commercial setting?

Yes, purple leaf umbrellas are suitable for commercial use, such as in cafes or outdoor events. However, ensure that you select the appropriate size and weight capacity based on your specific requirements and local weather conditions.

Find other PDF article:

<https://soc.up.edu.ph/29-scan/pdf?docid=xAP46-2837&title=how-great-thou-art-lyrics.pdf>

Purple Leaf Umbrella Instructions


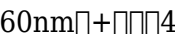
Purple Cow : r/halifax - Reddit









Purple Cow is great if you want it for general streaming and internet browsing. However if something goes belly up it can take a long time for it to be fixed. Our internet stopped working (never figured out the problem) and after 10 days they still weren't sure when they would be able to send someone to look at it.

Purplle - Buy Beauty & Cosmetic Products Online In India at Best ...

Buy beauty and cosmetic products online at Purplle.com. Pick from a wide variety of Makeup, Skincare, Hair Care products and choose from over 650+ top beauty brands. Free Pan-India Delivery

COD Genuine Products Discounts & Offers.

purple  - 

purple610-760nm+450-500nm  violet
380-450nm  

Thoughts on purple cow internet? : r/halifax - Reddit

Sep 19, 2021 · Eastlink (and Purple Cow, Citywide, etc) is also a bit less reliable than Bell. I experience outages more than I did with Bell, so if that is a major problem for you, it might be worth paying double the price for Bell. If you can live with the occasional outage (usually a couple hours at most) then the Eastlink resellers are the best deal around.

What is Hollow Purple? : r/Jujutsushi - Reddit

Apr 14, 2022 · Hollow Purple is an imaginary mass that comes into existence when Gojo combines the two conflicting forces of push and pull. Think of it as a mass that shouldn't exist, and yet it does, so it deletes everything in its path. Red, on the other hand, is ...

Purple Trades : r/CanadianForces - Reddit

Purple trades are just a way of lumping together all the support jobs that aren't tied to a single element. Infantry will always be army because it's tied to Land work, military police and cooks are purple because they're needed to support every base regardless of element.

Why use Kali Linux if there is Kali Purple? : r/HowToHack - Reddit

Jan 4, 2024 · If there is Kali Purple which combines red teaming and blue teaming, what is the point of using Kali Linux itself? Like isn't Kali Purple an upgrade to Kali Linux? I am just adding new image of VM but I stepped upon this question when I saw Kali Linux and Kali Purple. So what is the difference?

purple superpowers : r/magicbuilding - Reddit

purple superpowers hello! i am creating a story with characters and they fight with like natural elements as powers. i got for pink, orange, yellow, green, and blue, but now i am struggling to find something suitable for purple. what do you guys think?

Purples: Buy Purple Online at Best Prices in India | Purplle

Buy Purple Online: Shop from a wide range of Purples at affordable prices only at Purplle. Free Pan-India Delivery COD Top Purple Brands Genuine Products Discounts & Offers

Lipsticks: Buy Lipstick Online at Best Prices in India ... - Purplle

Buy Lipstick from the best online shopping website in India with multiple options from amazing brands such as NY Bae, Swiss Beauty and Many More

Purple Cow : r/halifax - Reddit

Purple Cow is great if you want it for general streaming and internet browsing. However if something goes belly up it can take a long time for it to be fixed. Our internet ...

Purplle - Buy Beauty & Cosmetic Products Online In India at Best P...

Buy beauty and cosmetic products online at Purplle.com. Pick from a wide variety of Makeup, Skincare, Hair Care products and choose from over 650+ top beauty brands. ...

purple  - 

purple610-760nm+450-500nm  violet

□□□□□□380 ...

Thoughts on purple cow internet? : r/halifax - Reddit

Sep 19, 2021 · Eastlink (and Purple Cow, Citywide, etc) is also a bit less reliable than Bell. I experience outages more than I did with Bell, so if that is a major problem for ...

What is Hollow Purple? : r/Jujutsushi - Reddit

Apr 14, 2022 · Hollow Purple is an imaginary mass that comes into existence when Gojo combines the two conflicting forces of push and pull. Think of it as a mass that ...

"Discover how to properly care for your purple leaf umbrella plant with our detailed instructions. Get tips for growth

[Back to Home](#)