


Publication Manual Of The American Psychological Association Apa



Publication Manual of the American Psychological Association (APA) is an essential resource for writers, researchers, and students in the social and behavioral sciences. This comprehensive guide offers a standardized approach to writing, citing sources, and formatting papers, enabling clear communication of ideas and findings. In this article, we will explore the key features of the APA Publication Manual, its importance in academic writing, and practical tips for effective use.

Understanding the APA Publication Manual

The APA Publication Manual is published by the American Psychological

Association and is now in its seventh edition, released in October 2019. It serves as the definitive guide for authors looking to publish scholarly papers in fields such as psychology, sociology, education, and nursing. The manual emphasizes clarity, precision, and inclusivity in writing, ensuring that research is accessible to a wide audience.

Key Features of the APA Publication Manual

The APA Publication Manual covers various aspects of academic writing and research publication. Here are some of the key features:

- **Writing Style:** The manual provides guidelines on how to write clearly and concisely, promoting the use of active voice and straightforward language.
- **Formatting Guidelines:** Detailed instructions regarding the layout of papers, including title pages, headings, margins, and font choices.
- **Citation and References:** The manual outlines how to cite various sources, including books, journal articles, websites, and more, ensuring proper credit is given to original authors.
- **Ethical Standards:** Emphasis on ethical research practices, including how to handle sensitive topics and the importance of acknowledging biases.
- **Inclusion and Diversity:** Guidelines for using inclusive language and avoiding bias in writing, which reflects the evolving nature of research and societal standards.

The Importance of the APA Publication Manual

Utilizing the APA Publication Manual is crucial for several reasons:

1. Standardization in Academic Writing

The APA style promotes uniformity across academic papers, making it easier for readers to follow and understand research findings. This standardization is especially important in collaborative projects and interdisciplinary research, where diverse writing styles may cause confusion.

2. Credibility and Professionalism

Adhering to the APA guidelines enhances the credibility of the author and the work itself. It demonstrates professionalism and attention to detail, which can positively influence peers, educators, and potential publishers.

3. Facilitating Peer Review

The APA format streamlines the peer review process by providing a consistent framework for reviewers to evaluate submissions. This consistency helps ensure that the focus remains on the content and quality of the research rather than formatting issues.

4. Enhancing Reader Comprehension

A well-structured paper that follows APA guidelines is easier for readers to digest. Clear headings, consistent citations, and organized references allow readers to navigate through the research without unnecessary distractions.

Practical Tips for Using the APA Publication Manual

To maximize the benefits of the APA Publication Manual, consider the following practical tips:

1. Familiarize Yourself with the Manual

Take the time to read through the manual, especially the sections that pertain to your specific needs. Understanding its principles and rules will help you apply them effectively in your writing.

2. Use the Latest Edition

Always refer to the most current edition of the APA Publication Manual. The seventh edition introduced significant changes, including updated citation formats and new guidelines for equity and inclusion. Keeping up with these changes is essential for producing high-quality work.

3. Utilize Online Resources

Many online tools and resources are available to assist with APA formatting and citations. Websites like Purdue OWL offer comprehensive guides, while citation management tools like Zotero and EndNote can help organize references according to APA style.

4. Pay Attention to Details

APA style requires precision, particularly in citations and references. Double-check your work to ensure that all sources are correctly formatted and that in-text citations correspond to the reference list.

5. Practice Ethical Writing

Adhere to the ethical standards outlined in the APA manual. Be transparent about your research methods, avoid plagiarism, and respect confidentiality when working with sensitive information.

Common Citations in APA Style

Understanding how to cite various sources is vital for any writer using the APA Publication Manual. Here are some common citation formats:

1. Books

Format:

Author, A. A. (Year of publication). *Title of work: Capital letter also for subtitle*. Publisher.

Example:

Smith, J. (2020). *The Psychology of Learning*. Academic Press.

2. Journal Articles

Format:

Author, A. A. (Year of publication). Title of article. *Title of Journal*, volume number(issue number), page range. <https://doi.org/xx.xxx/yyyy>

Example:

Doe, J. (2021). Understanding human behavior. *Journal of Psychology*, 35(2), 123-145. <https://doi.org/10.1234/jp.2021.56789>

3. Websites

Format:

Author, A. A. (Year, Month Day). Title of page. Site Name. URL

Example:

Johnson, L. (2022, January 15). The impact of social media on mental health. *Psychology Today*.

<https://www.psychologytoday.com/articles/impact-social-media>

Conclusion

The **Publication Manual of the American Psychological Association (APA)** is an invaluable tool for anyone involved in academic writing and research in the social and behavioral sciences. By following its guidelines, authors can enhance the clarity, credibility, and professionalism of their work, facilitating effective communication of their ideas. Familiarizing oneself with the manual and utilizing its resources will ultimately lead to improved writing and a better understanding of ethical research practices. As the landscape of academic publishing continues to evolve, staying updated with the latest APA guidelines will ensure that your writing remains relevant and impactful.

Frequently Asked Questions

What is the purpose of the Publication Manual of the American Psychological Association (APA)?

The purpose of the APA Publication Manual is to provide guidelines for writing, citing, and formatting research papers in the social and behavioral sciences to ensure clear and consistent communication.

What are the key elements of an APA-style reference list?

Key elements include the author's last name, first initial, publication year, title of the work, and publication information such as the publisher or DOI for articles.

How has the APA manual changed in its 7th edition compared to the 6th edition?

The 7th edition introduces new guidelines for student papers, simplifies citation formats, allows the use of singular 'they,' and emphasizes the use of inclusive and bias-free language.

What is the correct format for in-text citations in APA style?

In-text citations in APA style typically include the author's last name and the year of publication, formatted as (Author, Year). For direct quotes, a page number is also included, like (Author, Year, p. Page Number).

How should a title page be formatted in APA style?

The title page should include the title of the paper, the author's name, institutional affiliation, course number and name, instructor name, and due date, all centered and double-spaced on the page.

What is the significance of the DOI in APA citations?

The DOI, or Digital Object Identifier, provides a permanent link to an electronic document, ensuring that readers can reliably locate the source material.

What guidelines does the APA manual offer for writing abstracts?

The APA manual suggests that abstracts should be a concise summary of the research, typically between 150-250 words, and should include the main research question, methods, results, and conclusions.

What are some tips for avoiding plagiarism according to APA guidelines?

To avoid plagiarism, it is essential to properly cite all sources, use quotation marks for direct quotes, paraphrase appropriately, and maintain thorough notes on all referenced materials.

How should tables and figures be formatted in APA style?

Tables and figures should be numbered consecutively, with a brief title and notes provided below. They should be referred to in the text and should be clear, concise, and relevant to the content.

What is the recommended way to cite a book in APA style?

To cite a book in APA style, format it as follows: Author Last Name, First Initial. (Year). Title of the book: Subtitle if applicable. Publisher.

Find other PDF article:

<https://soc.up.edu.ph/19-theme/Book?trackid=XPn25-3652&title=el-libro-de-los-salmos.pdf>

Publication Manual Of The American Psychological Association Apa

publication□□□_□□□□

```
publication[]publish[] publication[]publish[]“” 1[]republish[] ...
```

publishment **publication** **_____**


















publication

publication□**publishment**□□□□□□_□□□□

Nov 19, 2023 · publication↗publishment↗Publishment ↗ “publication” ↗

...

Function Discovery Resource Publication

Oct 13, 2023 · Function Discovery Resource Publication                 

Publication info S1 A1 A2 A3 B1 B2 B3 ...

Publication info S1 A1 A2 A3 B1 B2 B3 S1— A B ...

publication□□□ □□□□

```
publication[ ]publish[ ] publication[ ]publish[ ]“ ”[ ] 1[ ]republish[ ] 2[ ]
pre-publish[ ] 3 ...
```

publishment *publication* □ □ □ □ □ □ □ □

[illegible]

publication□publishment□□□□□ □□□□

Nov 19, 2023 · publication[publishment] "Publication" "publication" "Publication" ...

Function Discovery Resource Publication

Oct 13, 2023 · Function Discovery Resource Publication Windows ...

