





















Preschool Language Arts Lesson Plans

Week Of 9/8	Morning Meeting 8:30-8:50	Reading Workshop 8:50-9:35	Writing Workshop 9:35-10:20	Math Workshop 10:20-11:00	Phonics 11:10-11:35
Monday	<ul style="list-style-type: none"> Greeting Sharing Calendar Morning Message 	Readers enjoy reading for many reasons. 	Why do authors write? 	I.1: We can count 1 and 2. <ul style="list-style-type: none"> All About Chart Bop Game: Counting kids Students count objects and draw picture 	Unit 1 Lesson 1 
Tuesday	<ul style="list-style-type: none"> Greeting Sharing Calendar Morning Message 	Readers can read anywhere! 	Authors can draw and label a picture. 	I.2: We can count and write 1 and 2. <ul style="list-style-type: none"> Number Webs Students make number cards by pasting materials on index cards 	Unit 1 Lesson 2 
Wednesday	<ul style="list-style-type: none"> Greeting Sharing Calendar Morning Message 	Readers can read any time! 	Authors can draw and label a picture. 	I.3: We can count 3 and 4. <ul style="list-style-type: none"> All About Chart Bop Game: Counting Kids Students count objects and draw picture 	Unit 1 Lesson 3 
Thursday	<ul style="list-style-type: none"> Greeting Sharing Calendar Morning Message 	Readers can read with a friend. 	Authors can draw and label a picture. 	I.4: We can count and write 3 and 4. <ul style="list-style-type: none"> Number Webs Students make number cards by pasting materials on index cards 	Unit 1 Lesson 4 
Friday	<ul style="list-style-type: none"> Greeting Sharing Calendar Morning Message 	Readers stretch out the sounds to read words. 	Authors can draw and label a picture. 	I.5: We can count 5. <ul style="list-style-type: none"> All About Chart Read 5 Little Monkeys Students make 5 monkeys craft 	Unit 1 Lesson 5 

Preschool language arts lesson plans are essential components of early childhood education, aiming to foster foundational reading, writing, speaking, and listening skills in young learners. The preschool years are critical for language development, as children are naturally curious and eager to explore their environment and communicate with others. By designing engaging and age-appropriate lesson plans, educators can create enriching experiences that promote language acquisition and literacy skills. This article outlines key components of preschool language arts lesson plans, effective strategies for implementation, and examples of activities that can be included to support language development in young children.

Understanding the Importance of Language Arts in Preschool

Language arts encompass a variety of skills that are vital for communication and literacy. In preschool, these skills are introduced through interactive and play-based learning experiences. The importance of language arts in preschool can be summarized in several key points:

1. **Foundational Skills:** Preschool language arts lessons lay the groundwork for future reading and writing abilities. Early exposure to letters, sounds, and vocabulary helps children become proficient readers and writers later on.
2. **Communication Development:** Engaging in conversations, storytelling, and group activities enhances children's speaking and listening skills, allowing them to express their thoughts and feelings effectively.
3. **Cognitive Growth:** Language arts activities stimulate cognitive development by encouraging critical thinking, problem-solving, and creativity through storytelling and imaginative play.
4. **Social Skills:** Language arts lessons promote social interaction among peers, teaching children how to cooperate, share ideas, and understand different perspectives.

Components of Effective Preschool Language Arts Lesson Plans

When developing preschool language arts lesson plans, several components should be included to ensure a well-rounded approach to language development:

1. Clear Learning Objectives

Establish specific, measurable learning objectives that identify what children should know or be able to do by the end of the lesson. For example:

- Recognize and name at least five letters of the alphabet.
- Retell a simple story using key details.
- Use descriptive language to discuss a favorite animal.

2. Engaging Activities

Incorporate a variety of activities that appeal to different learning styles and promote active participation. Activities should be hands-on and interactive, making use of play, visual aids, and manipulatives.

3. Diverse Materials

Use a range of materials and resources, such as picture books, puppets, songs, and games, to support language development. These materials should be

age-appropriate and culturally relevant.

4. Assessment Strategies

Include informal assessment methods to evaluate children's progress and understanding. This can involve observation, anecdotal records, and checklists to track individual student development.

5. Family Involvement

Encourage family participation in language arts activities by providing suggestions for at-home practices, such as reading together, storytelling, and discussing daily experiences.

Examples of Preschool Language Arts Lesson Plans

Below are examples of preschool language arts lesson plans that can be adapted to fit various themes and interests:

Lesson Plan 1: Alphabet Adventure

Objective: Children will recognize and name letters of the alphabet.

Materials:

- Alphabet flashcards
- Letter magnets
- Large poster board
- Markers

Activities:

1. Introduction: Sing the "Alphabet Song" together as a class.
2. Letter Hunt: Hide alphabet flashcards around the classroom. Have children search for the letters and bring them back to the group.
3. Letter Matching: Use letter magnets to match uppercase and lowercase letters on a magnetic board.
4. Create an Alphabet Poster: As a group, create a large poster by drawing or gluing images that begin with each letter of the alphabet. For example, "A" for apple, "B" for ball, etc.

Assessment: Observe each child's ability to recognize and name letters during the activities.

Lesson Plan 2: Storytelling Circle

Objective: Children will retell a simple story using key details.

Materials:

- A picture book (choose a popular or favorite story)
- Puppets or props related to the story

Activities:

1. Read-Aloud: Read a picture book aloud to the class, using expressive voices and gestures to engage children.
2. Discussion: Ask open-ended questions about the story, such as, "What was your favorite part?" or "Who was the main character?"
3. Retelling: Divide the class into small groups and provide puppets or props. Have each group retell the story in their own words.
4. Sharing Time: Allow each group to present their retelling to the class.

Assessment: Use observation to assess each child's ability to recall and articulate story details during group presentations.

Lesson Plan 3: Rhyming Fun

Objective: Children will identify and create rhyming words.

Materials:

- Rhyming picture cards
- A selection of rhyming books (e.g., "Green Eggs and Ham" by Dr. Seuss)

Activities:

1. Introduction to Rhymes: Read a rhyming book to the class, emphasizing the rhyming words.
2. Rhyming Game: Show rhyming picture cards and have children identify the matching pairs (e.g., cat and hat, dog and frog).
3. Create a Rhyme: Encourage children to come up with their own rhyming pairs by completing the phrase "I see a ____" (e.g., "I see a cat. It's wearing a hat!").
4. Rhyming Song: Sing a simple rhyming song together, such as "Down by the Bay."

Assessment: Evaluate children's ability to identify and create rhymes through participation in the activities.

Tips for Successful Implementation

To ensure preschool language arts lesson plans are effective, consider the following tips:

- Be Flexible: Adapt lesson plans based on the interests and needs of the children. If a particular topic resonates, allow for more exploration.
- Encourage Play: Incorporate play-based learning into language arts activities to make learning enjoyable and meaningful.
- Use Repetition: Revisit concepts regularly to reinforce learning and support retention. Repeated exposure to letters, sounds, and vocabulary helps solidify understanding.
- Create a Language-Rich Environment: Surround children with print and language through labels, charts, and books available in the classroom.

Conclusion

Preschool language arts lesson plans are fundamental in nurturing young children's communication and literacy skills. By incorporating engaging activities, diverse materials, and clear learning objectives, educators can create a dynamic learning environment that fosters language development. These early experiences in language arts not only prepare children for future academic success but also enhance their social interactions and cognitive growth. With thoughtful planning and a commitment to fostering a love for language, educators can make a lasting impact on their students' lives.

Frequently Asked Questions

What are some effective activities for teaching phonemic awareness in preschool?

Some effective activities include rhyming games, sound matching games, and using songs or chants that emphasize different sounds. Interactive read-alouds that focus on sounds and syllables can also be beneficial.

How can I incorporate storytelling into preschool language arts lesson plans?

You can incorporate storytelling by using picture books, puppets, or props to engage children. Encourage them to retell stories in their own words and create their own stories using story maps or drawings.

What are some tips for developing vocabulary in preschoolers during language arts lessons?

Use rich and descriptive language during conversations, introduce new words through games and activities, and create a word wall with visuals. Reading a variety of books aloud daily can also enhance vocabulary development.

How can I assess preschoolers' language skills in a meaningful way?

Use informal assessments such as observations during play, interactions during read-alouds, and child-led discussions. Keep anecdotal records of language use and development milestones to track progress.

What role does play-based learning have in preschool language arts?

Play-based learning is crucial as it allows children to explore language in a natural context. Through dramatic play, storytelling, and interactive games, children can practice communication skills and expand their vocabulary.

How can I create a print-rich environment to support language arts in preschool?

Create a print-rich environment by labeling classroom items, displaying

children's writing, and using charts that highlight letters and words. Include a variety of books accessible to children at their eye level to encourage exploration.

Find other PDF article:

<https://soc.up.edu.ph/03-page/pdf?dataid=IHF52-5786&title=a-small-miracle-peter-collington.pdf>

Preschool Language Arts Lesson Plans

“pre-school” “kindergarten” -

preschool:2-5 kindergarten:5-6 preschool kindergarten
 ...

preschool? -

Feb 24, 2020 · PRESCHOOL
KINDERGARTEN ...

□□□□ - □□

Apr 24, 2020 · Preschool Education

□□□□□□□□□□□□□□ - □□

toddler[0-2] preschool[3-4] 2. 3. 4. 5. 6. 7. 8. 9. 10. 11. 12. 13. 14. 15. 16. 17. 18. 19. 20. 21. 22. 23. 24. 25. 26. 27. 28. 29. 30. 31. 32. 33. 34. 35. 36. 37. 38. 39. 40. 41. 42. 43. 44. 45. 46. 47. 48. 49. 50. 51. 52. 53. 54. 55. 56. 57. 58. 59. 60. 61. 62. 63. 64. 65. 66. 67. 68. 69. 70. 71. 72. 73. 74. 75. 76. 77. 78. 79. 80. 81. 82. 83. 84. 85. 86. 87. 88. 89. 90. 91. 92. 93. 94. 95. 96. 97. 98. 99. 100. 101. 102. 103. 104. 105. 106. 107. 108. 109. 110. 111. 112. 113. 114. 115. 116. 117. 118. 119. 120. 121. 122. 123. 124. 125. 126. 127. 128. 129. 130. 131. 132. 133. 134. 135. 136. 137. 138. 139. 140. 141. 142. 143. 144. 145. 146. 147. 148. 149. 150. 151. 152. 153. 154. 155. 156. 157. 158. 159. 160. 161. 162. 163. 164. 165. 166. 167. 168. 169. 170. 171. 172. 173. 174. 175. 176. 177. 178. 179. 180. 181. 182. 183. 184. 185. 186. 187. 188. 189. 190. 191. 192. 193. 194. 195. 196. 197. 198. 199. 200. 201. 202. 203. 204. 205. 206. 207. 208. 209. 210. 211. 212. 213. 214. 215. 216. 217. 218. 219. 220. 221. 222. 223. 224. 225. 226. 227. 228. 229. 230. 231. 232. 233. 234. 235. 236. 237. 238. 239. 240. 241. 242. 243. 244. 245. 246. 247. 248. 249. 250. 251. 252. 253. 254. 255. 256. 257. 258. 259. 260. 261. 262. 263. 264. 265. 266. 267. 268. 269. 270. 271. 272. 273. 274. 275. 276. 277. 278. 279. 280. 281. 282. 283. 284. 285. 286. 287. 288. 289. 290. 291. 292. 293. 294. 295. 296. 297. 298. 299. 300. 301. 302. 303. 304. 305. 306. 307. 308. 309. 310. 311. 312. 313. 314. 315. 316. 317. 318. 319. 320. 321. 322. 323. 324. 325. 326. 327. 328. 329. 330. 331. 332. 333. 334. 335. 336. 337. 338. 339. 340. 341. 342. 343. 344. 345. 346. 347. 348. 349. 350. 351. 352. 353. 354. 355. 356. 357. 358. 359. 360. 361. 362. 363. 364. 365. 366. 367. 368. 369. 370. 371. 372. 373. 374. 375. 376. 377. 378. 379. 380. 381. 382. 383. 384. 385. 386. 387. 388. 389. 390. 391. 392. 393. 394. 395. 396. 397. 398. 399. 400. 401. 402. 403. 404. 405. 406. 407. 408. 409. 410. 411. 412. 413. 414. 415. 416. 417. 418. 419. 420. 421. 422. 423. 424. 425. 426. 427. 428. 429. 430. 431. 432. 433. 434. 435. 436. 437. 438. 439. 440. 441. 442. 443. 444. 445. 446. 447. 448. 449. 450. 451. 452. 453. 454. 455. 456. 457. 458. 459. 460. 461. 462. 463. 464. 465. 466. 467. 468. 469. 470. 471. 472. 473. 474. 475. 476. 477. 478. 479. 480. 481. 482. 483. 484. 485. 486. 487. 488. 489. 490. 491. 492. 493. 494. 495. 496. 497. 498. 499. 500. 501. 502. 503. 504. 505. 506. 507. 508. 509. 510. 511. 512. 513. 514. 515. 516. 517. 518. 519. 520. 521. 522. 523. 524. 525. 526. 527. 528. 529. 530. 531. 532. 533. 534. 535. 536. 537. 538. 539. 540. 541. 542. 543. 544. 545. 546. 547. 548. 549. 550. 551. 552. 553. 554. 555. 556. 557. 558. 559. 560. 561. 562. 563. 564. 565. 566. 567. 568. 569. 570. 571. 572. 573. 574. 575. 576. 577. 578. 579. 580. 581. 582. 583. 584. 585. 586. 587. 588. 589. 590. 591. 592. 593. 594. 595. 596. 597. 598. 599. 600. 601. 602. 603. 604. 605. 606. 607. 608. 609. 610. 611. 612. 613. 614. 615. 616. 617. 618. 619. 620. 621. 622. 623. 624. 625. 626. 627. 628. 629. 630. 631. 632. 633. 634. 635. 636. 637. 638. 639. 640. 641. 642. 643. 644. 645. 646. 647. 648. 649. 650. 651. 652. 653. 654. 655. 656. 657. 658. 659. 660. 661. 662. 663. 664. 665. 666. 667. 668. 669. 670. 671. 672. 673. 674. 675. 676. 677. 678. 679. 680. 681. 682. 683. 684. 685. 686. 687. 688. 689. 690. 691. 692. 693. 694. 695. 696. 697. 698. 699. 700. 701. 702. 703. 704. 705. 706. 707. 708. 709. 710. 711. 712. 713. 714. 715. 716. 717. 718. 719. 720. 721. 722. 723. 724. 725. 726. 727. 728. 729. 730. 731. 732. 733. 734. 735. 736. 737. 738. 739. 740. 741. 742. 743. 744. 745. 746. 747. 748. 749. 750. 751. 752. 753. 754. 755. 756. 757. 758. 759. 760. 761. 762. 763. 764. 765. 766. 767. 768. 769. 770. 771. 772. 773. 774. 775. 776. 777. 778. 779. 780. 781. 782. 783. 784. 785. 786. 787. 788. 789. 790. 791. 792. 793. 794. 795. 796. 797. 798. 799. 800. 801. 802. 803. 804. 805. 806. 807. 808. 809. 810. 811. 812. 813. 814. 815. 816. 817. 818. 819. 820. 821. 822. 823. 824. 825. 826. 827. 828. 829. 830. 831. 832. 833. 834. 835. 836. 837. 838. 8

[illegible]

Early Childhood Education Infant (Birth~24 Months) Toddler (14 Months~3 Years) Pre-school (2.5~6Years) Kindergarten ...

[illegible]

2022 年 12 月 31 日 18 时 58 分 ...

[illegible]

preschool age 3 6 7
...
...

_____ - _____

Zhengzhou Preschool Education College “ ” ...

□□□□□□□□□□ - □□

「DREAM-IT」の「IT」は「イノベーション」の略で、

“pre-school” “kindergarten” -

preschool:2-5 kindergarten:5-6 preschool kindergarten
...

preschool? -

Feb 24, 2020 · PRESCHOOL
KINDERGARTEN ...

-

Apr 24, 2020 · Preschool Education
...

-

toddler 1-2 preschool 3-4 2. ...

-

Early Childhood Education Infant (Birth~24 Months) Toddler (14 Months~3 Years) Pre-school (2.5~6Years) Kindergarten (2.5~6Years) ...

-

2022 88 ...

...

preschool age 3 6 7 ...

-

Zhengzhou Preschool Education College “ ” ...

-

DREAM-IT “ ” ...

Discover engaging preschool language arts lesson plans that promote early literacy skills. Enhance your teaching with creative activities! Learn more now.

[Back to Home](#)