













Preposition Worksheets For Kindergarten



Prepositions 2

Read and match

below	•	•	 
between	•	•	 
above	•	•	 
near	•	•	  
next to	•	•	 

ezpzlearn.com

Preposition worksheets for kindergarten are essential educational tools designed to help young learners grasp the concept of prepositions. Prepositions are words that show relationships between different elements in a sentence, often indicating direction, location, time, and manner. Understanding these relationships is crucial for children as they develop their language skills, improve their reading comprehension, and enhance their writing abilities. In this article, we will explore the importance of prepositions, how to effectively use preposition worksheets, and various engaging activities that can supplement these worksheets.

The Importance of Prepositions in Early Education

Prepositions are foundational elements of language that children encounter early in their learning journey. They play a key role in:

- **Enhancing Vocabulary:** Prepositions help expand vocabulary by introducing new words and phrases that describe locations and relationships.
- **Improving Sentence Structure:** Understanding prepositions allows children to create more complex and interesting sentences, enhancing their overall communication skills.
- **Facilitating Comprehension:** Prepositions provide context to sentences, aiding in reading comprehension by allowing children to visualize scenarios and relationships.
- **Supporting Writing Skills:** Knowledge of prepositions enables children to construct clearer and more descriptive writing.

Given the significance of prepositions, it is crucial to introduce them to kindergarteners in a fun and engaging way.

Using Preposition Worksheets in Kindergarten

Preposition worksheets for kindergarten can be an effective method to teach these concepts. Here are some strategies for using these worksheets effectively:

1. Start with Visuals

Children in kindergarten are often visual learners. Incorporating images or illustrations in preposition worksheets can help them understand the concepts better. For example, a worksheet might include a picture of a dog under a table, next to a chair, and in front of a house, with corresponding questions asking where the dog is.

2. Incorporate Real-Life Context

Make preposition worksheets relatable by using examples from children's everyday lives. For instance, using familiar objects like toys, books, or

playground equipment can create a more meaningful learning experience. Worksheets can ask children to draw pictures of where their toys are placed in relation to other objects.

3. Use Interactive Elements

Interactive worksheets that allow children to cut, paste, or color can enhance engagement. For example, a worksheet could require children to cut out pictures of objects and glue them in the correct position based on given prepositions (e.g., "Place the cat on the mat").

4. Include a Variety of Activities

To keep lessons dynamic, include various types of activities within the worksheets. Some ideas might include:

- **Fill-in-the-blanks:** Provide sentences with missing prepositions for children to fill.
- **Matching exercises:** Match prepositions with corresponding images.
- **Multiple-choice questions:** Offer options for children to select the correct preposition that fits a sentence.

Types of Preposition Worksheets for Kindergarten

Preposition worksheets can come in many forms, each targeting specific learning objectives. Here are some common types:

1. Picture-Based Worksheets

These worksheets contain images that depict various scenarios. Children must identify the correct preposition based on the visual cues. For example, a worksheet might show a cat sitting on a box, prompting children to write or select "on" as the correct preposition.

2. Sentence Construction Worksheets

These worksheets encourage children to create sentences using specific prepositions. For instance, "The dog is ____ the bed." Children can fill in the blank with the appropriate preposition, such as "on," "under," or "next to."

3. Preposition Games

Incorporating games into preposition worksheets can make learning enjoyable. Some examples include:

- **Preposition Bingo:** Create bingo cards with various prepositions, and call out sentences for children to mark their cards.
- **Simon Says:** Use commands that include prepositions, such as "Simon says put your hands behind your back."

4. Story-Based Worksheets

These worksheets involve short stories or scenarios where children must identify and underline or circle the prepositions used. This method helps children see prepositions in context, enhancing their comprehension skills.

Engaging Activities Beyond Worksheets

While worksheets are a valuable resource, incorporating various activities can further reinforce the understanding of prepositions. Here are some engaging activities:

1. Preposition Scavenger Hunt

Organize a scavenger hunt where children must find objects based on prepositional clues. For example, "Find something that is under the table" or "Look for a toy next to the bookshelf." This activity not only reinforces learning but also encourages physical movement.

2. Storytime with Prepositions

Read a story aloud that features many prepositions. Pause at key moments and ask children to identify or predict what preposition fits in the context. This can also lead to discussions about how prepositions affect the meaning of sentences.

3. Create a Preposition Collage

Encourage children to create a collage using magazine cut-outs or drawings of objects that demonstrate different prepositions. For instance, they might cut out pictures of a cat on a chair and a dog under a table, and then label the pictures with the correct prepositions.

Assessing Understanding of Prepositions

After using preposition worksheets and engaging in various activities, it's essential to assess children's understanding. This can be done through:

- **Observational Assessment:** Watch how children use prepositions in their speech and writing.
- **Group Discussions:** Facilitate discussions where children describe where objects are located using prepositions.
- **Follow-Up Worksheets:** Provide additional worksheets to assess their retention of the material.

Conclusion

Preposition worksheets for kindergarten are an invaluable resource in helping young learners understand the relationships between objects and concepts in language. By utilizing engaging worksheets and incorporating interactive and relatable activities, educators can create an enriching learning environment that fosters language development. As children become more confident in their understanding of prepositions, they will be better equipped to articulate their thoughts, comprehend texts, and express themselves effectively in writing. With creativity and the right tools, teaching prepositions can be both effective and enjoyable for kindergarteners.

Frequently Asked Questions

What are preposition worksheets for kindergarten?

Preposition worksheets for kindergarten are educational resources designed to help young children learn about prepositions, which are words that describe the relationship between nouns and other words in a sentence, such as 'in', 'on', 'under', and 'next to'.

Why are prepositions important for kindergarten students?

Prepositions are important for kindergarten students because they help children understand spatial relationships and improve their language skills, which are crucial for effective communication and comprehension.

What types of activities are included in preposition worksheets for kindergarten?

Preposition worksheets for kindergarten often include activities such as matching prepositions with pictures, fill-in-the-blank sentences, drawing exercises, and simple interactive games that reinforce the understanding of prepositional phrases.

How can parents support their child's learning of prepositions at home?

Parents can support their child's learning of prepositions at home by using everyday language to describe locations, engaging in activities that involve spatial concepts, and incorporating fun games or apps that focus on prepositions.

Where can I find preposition worksheets for kindergarten?

Preposition worksheets for kindergarten can be found on educational websites, teachers' resource sites, and platforms such as Teachers Pay Teachers, as well as in many preschool and kindergarten activity books.

Find other PDF article:

<https://soc.up.edu.ph/04-ink/files?dataid=YSe33-0004&title=advanced-health-assessment-and-diagnostic-reasoning.pdf>

[Preposition Worksheets For Kindergarten](#)

Santiago - Wikipedia

Santiago is the political and financial center of Chile and hosts the regional headquarters of many multinational corporations and organizations. The Chilean government's executive and ...

Santiago | History, Map, Population, & Facts | Britannica

Jun 29, 2025 · Santiago, capital of Chile. It lies on the canalized Mapocho River, with views of high Andean peaks to the east. Santiago is the largest city in Chile and is also one of the most ...

[Santiago travel guide & inspiration - Lonely Planet | Chile, South ...](#)

Explore Santiago, Chile's vibrant capital with our travel guide. Discover Cerro San Cristóbal, Plaza de Armas, world-class museums and other top attractions.

Santiago - Chile Travel

Santiago captivates with its assorted panoramas and its versatility. The Chilean capital fills with life all those that visit. Lose yourself in its streets to find original art galleries, innovative design ...

O que fazer em Santiago do Chile: 40 passeios e atrações

Sep 24, 2023 · Saiba o que fazer em Santiago. Lista de passeios e atrações, todas as dicas para visitar a capital do Chile a turismo.

O que fazer em Santiago: 62 dicas para sua viagem ao Chile

Dec 22, 2020 · Santiago, ou Santiago de Chile, tem mais de 6,5 milhões de habitantes em sua região metropolitana. A cidade é grande, limpa, arborizada, tem um sistema de metrô eficiente ...

Santiago de Chile - Wikipedia, la enciclopedia libre

Santiago, también conocido como Santiago de Chile y fundado bajo el nombre de Santiago de la Nueva Extremadura, es la capital y ciudad principal de Chile y de la Región Metropolitana de ...

Roteiro Santiago: sugestões para 3,5 ou 7 dias de viagem

Mar 21, 2024 · Venha descobrir como organizar um roteiro Santiago para conhecer o melhor do Chile em 3, 5 ou 7 dias de viagem! Recentemente conhecemos a capital chilena e nos ...

Santiago de Chile - Wikipedia

Santiago de Chile, offiziell und kurz Santiago, ist die Hauptstadt und Primatstadt von Chile. Das Stadtgebiet ist Teil der Hauptstadtregion (Región Metropolitana), die neben der Provinz ...

Home - Embajada de Australia en Chile y Ecuador

Bienvenidos al sitio web oficial de la Embajada de Australia! Encuentra aquí el mensaje de bienvenida del Embajador de Australia, Sr. Andrew Martin, además de información general ...

[Is there a tag to turn off caching in all browsers?](#)

The list is just examples of different techniques, it's not for direct insertion. If copied, the second would overwrite the first and the fourth would overwrite the third because of the http-equiv declarations AND fail with the W3C validator. At most, one ...

[How to force Docker for a clean build of an image](#)

Feb 24, 2016 · I have build a Docker image from a Docker file using the below command. \$ docker

build -t u12_core -f u12_core . When I am trying to rebuild it with the same command, it's using the build cache li...

c# - Prevent Caching in ASP.NET MVC for specific actions using an ...

Apr 4, 2012 · If your class or action didn't have NoCache when it was rendered in your browser and you want to check it's working, remember that after compiling the changes you need to do a "hard refresh" (Ctrl+F5) in your browser. Until you do so, your ...

regex - Adding ?nocache=1 to every url (including the assets like ...

Jul 12, 2016 · But what I would like to do is to apply ?nocache=1 to every URL related to the site (including the assets like style.css) so that I get the non cached version of the files.

How do we control web page caching, across all browsers?

Our investigations have shown us that not all browsers respect the HTTP cache directives in a uniform manner. For security reasons we do not want certain pages in our application to be cached, eve...

Enhance your kindergarten classroom with engaging preposition worksheets for kindergarten. Discover how these fun activities boost learning and make teaching easier!

[Back to Home](#)