

# Present Progressive Practice Spanish






## The Present Progressive in Spanish




The present progressive tense in Spanish is used to talk about actions in progress. Sentences with this tense are formed with the verb "ESTAR" (to be) plus a verb in gerund form, e.g. "Yo **estoy cocinando** ahorita." (I am cooking right now).

VERBS	Gerunds
Estudiar	estudiando
Comer	
Abrir	
Hablar	
Hacer	
Conocer	
Viajar	
Partir	
Aprender	
Jugar	

**1. Complete the chart on the left and fill in the blanks with the gerunds that make sense for each sentence.**

Yo estoy \_\_\_\_\_ para el examen.      ¿Qué cosas nuevas estás \_\_\_\_\_?      Luis está \_\_\_\_\_ frutas y vegetales.

Nosotros estamos \_\_\_\_\_ ejercicio.      Veo que vosotros estáis \_\_\_\_\_.      Ellos están \_\_\_\_\_ a California ahorita.

### 2. Fill in the blanks with **ESTAR + Gerunds** to form present progressive sentences in Spanish



- Nosotros \_\_\_\_\_ en abrir una nueva tienda. (PENSAR)
- Mis amigos \_\_\_\_\_ la fiesta de graduación. (ORGANIZAR)
- ¿Cuántas horas al día \_\_\_\_\_ normalmente? (DORMIR)
- El instructor \_\_\_\_\_ los pasos por tercera vez. (REPETIR)
- Vosotros \_\_\_\_\_ las instrucciones del manual? (SEGUIR)
- ¿Ustedes también \_\_\_\_\_ el autobús de las 2:00? (ESPERAR)
- Hoy \_\_\_\_\_ mucho calor. Tomaré otra ducha. (HACER)
- Carmen \_\_\_\_\_ varios libros de medicina. (LEER)
- ¡Nos vamos a mojar! \_\_\_\_\_ demasiada lluvia. (CAER)
- Ellos \_\_\_\_\_ una casa de campo hermosa. (CONSTRUIR)

Learn more at: [www.spanishlearninglab.com](http://www.spanishlearninglab.com)

**Present progressive practice Spanish** is an essential aspect of learning the language, as it allows learners to describe actions that are currently happening. The present progressive, or "presente progresivo" in Spanish, is used to convey ongoing actions and activities, making it a vital tool for effective communication. In this article, we will explore the present progressive tense in the Spanish language, its structure, usage, common verbs, and practical exercises to enhance your understanding and fluency.

## Understanding the Present Progressive Tense

The present progressive tense in Spanish is formed by combining the appropriate form of the verb "estar" with the present participle of the main

verb. This structure allows speakers to express actions that are in progress at the moment of speaking.

## **The Structure of the Present Progressive**

To construct the present progressive tense, follow this simple formula:

1. Subject (yo, tú, él, ella, etc.)
2. Conjugated form of "estar" (estoy, estás, está, estamos, estáis, están)
3. Present participle of the main verb

For example:

- Yo estoy hablando. (I am speaking.)
- Tú estás comiendo. (You are eating.)

## **Forming the Present Participle**

To form the present participle in Spanish, you generally drop the infinitive ending (-ar, -er, -ir) and add the appropriate present participle ending:

- For -ar verbs, add -ando (e.g., hablar → hablando)
- For -er verbs, add -iendo (e.g., comer → comiendo)
- For -ir verbs, add -iendo (e.g., vivir → viviendo)

## **Usage of the Present Progressive**

The present progressive tense is typically used in several contexts:

### **1. Describing Actions in Progress**

It is primarily used to talk about actions happening at the moment of speaking. For example:

- Estoy estudiando español. (I am studying Spanish.)

### **2. Ongoing Actions**

You can also use it to describe actions that are ongoing but not necessarily happening at the exact moment.

- Ellos están trabajando en un proyecto. (They are working on a project.)

### 3. Future Plans

In some contexts, the present progressive can be used to describe future plans or actions that are already arranged.

- Estoy visitando a mis abuelos el próximo fin de semana. (I am visiting my grandparents next weekend.)

### 4. Temporary Situations

The present progressive can indicate temporary situations or actions that are not permanent.

- Ella está viviendo en Madrid por seis meses. (She is living in Madrid for six months.)

## Common Verbs Used in the Present Progressive

While many verbs can be used in the present progressive, some are more common than others. Here's a list of frequently used verbs along with their present participles:

- Hablar (to talk) → hablando
- Comer (to eat) → comiendo
- Vivir (to live) → viviendo
- Leer (to read) → leyendo
- Escribir (to write) → escribiendo
- Jugar (to play) → jugando
- Estudiar (to study) → estudiando
- Correr (to run) → corriendo

## Common Mistakes in Present Progressive Practice

When practicing the present progressive tense, learners often make several common mistakes. Being aware of these can help you avoid them:

## 1. Incorrect Use of "Estar"

Remember to always use the correct form of "estar" based on the subject. For example:

- Incorrect: Yo es hablando.
- Correct: Yo estoy hablando.

## 2. Forgetting the Present Participle Ending

It's essential to remember the correct endings for present participles. Omitting or misapplying these endings can lead to confusion:

- Incorrect: Estoy habl.
- Correct: Estoy hablando.

## 3. Overusing the Present Progressive

Although the present progressive is useful, it should not be overused. In Spanish, simple present tense is often preferred for habitual actions:

- Incorrect: Estoy siempre comiendo a las seis. (I am always eating at six.)
- Correct: Siempre como a las seis. (I always eat at six.)

## Exercises to Practice the Present Progressive

Practicing the present progressive is crucial for achieving fluency. Here are some exercises to help reinforce your understanding:

### 1. Fill in the Blanks

Complete the following sentences using the correct form of "estar" and the present participle of the given verb:

1. Yo \_\_\_\_\_ (leer) un libro interesante.
2. Tú \_\_\_\_\_ (correr) en el parque.
3. Ellos \_\_\_\_\_ (comer) en un restaurante.

### 2. Translate the Following Sentences

Translate the following sentences into Spanish using the present progressive:

1. She is dancing at the party.

2. We are studying for the exam.
3. I am cooking dinner.

### 3. Create Your Own Sentences

Write five sentences in Spanish using the present progressive tense. Try to use a mix of verbs and subjects.

## Conclusion

**Present progressive practice Spanish** is a crucial component of mastering the language. By understanding its structure, usage, and common pitfalls, learners can effectively communicate ongoing actions and temporary situations. Through consistent practice and exercises, you can improve your fluency and confidence in using this important verb tense. Remember, the key to success in learning Spanish is practice, so don't hesitate to speak, write, and engage with the language as much as possible!

## Frequently Asked Questions

### What is the present progressive tense in Spanish?

The present progressive tense in Spanish is used to describe actions that are currently happening. It is formed using the verb 'estar' followed by a gerund (the '-ando' or '-iendo' form of a verb).

### How do you form the present progressive tense with regular verbs?

To form the present progressive with regular verbs, conjugate 'estar' according to the subject and add the gerund of the main verb. For example, 'Estoy hablando' (I am speaking).

### Can you give an example of an irregular verb in the present progressive?

Yes, an example of an irregular verb in the present progressive is 'ir'. For instance, 'Estoy yendo' means 'I am going'.

### What are the gerund endings for -ar, -er, and -ir verbs?

For -ar verbs, the gerund ending is '-ando' (e.g., hablar -> hablando). For -er and -ir verbs, the gerund ending is '-iendo' (e.g., comer -> comiendo,

vivir -> viviendo).

## How do you use the present progressive to describe future actions?

The present progressive can also express future actions when used with a time expression. For example, 'Estoy estudiando mañana' translates to 'I am studying tomorrow.'

## What is the role of the verb 'estar' in the present progressive?

The verb 'estar' acts as an auxiliary verb in the present progressive tense, indicating the temporary state of the subject while performing the action.

## How do you negate a present progressive sentence?

To negate a present progressive sentence, place 'no' before the conjugated form of 'estar'. For example, 'No estoy comiendo' means 'I am not eating.'

## What are some common time expressions used with the present progressive?

Common time expressions include 'ahora' (now), 'en este momento' (at this moment), and 'hoy' (today). For example, 'Estoy trabajando ahora' means 'I am working now.'

Find other PDF article:

<https://soc.up.edu.ph/26-share/files?ID=DCc71-3825&title=handbook-of-metrics-for-research-in-operations-management-multi-item-measurement-scales-and-objective-items.pdf>

## [Present Progressive Practice Spanish](#)

### **Parent ApS: Preschool & Childcare Management Software/App**

A Game-Changer for Parents: The Ultimate Childcare Companion. Parent App is an intuitive and user-friendly childcare application that simplifies the entire childcare management process.

### **Hello there! - Parent**

Don't have an account? Get Started!

*SCHOOL PARENT APP - Apps on Google Play*

Jul 1, 2025 · Note: This app needs a minimum android version of 6.0. If the app is not compatible with your device, please login through the Parent Portal <https://parent.neverskip.com> using ...

[Features - parent.app](#)

Parent is the best childcare management app and software that allows you to manage everything, you'll ever need for your daycare or preschool.

*SupportPay: Calendar & Messages, formerly WeParent - Co ...*

SupportPay: Calendar & Messages, formerly WeParent, is a mobile app that helps all parents – but especially, divorced and separated co-parents. It helps you manage all aspects of ...

About Us - parentapp.ca

Parent was founded in 2015 with a simple goal: to create a platform that connects and empowers childcare providers. What started as a communication tool has grown into the preferred ...

### **Parent: Child Care App on the App Store**

Parent is a leading childcare solution that simplifies managing childcare centers so that educators can focus more on child development and engagement. Streamline your tasks while keeping ...

### **Parent: Child Care App - Apps on Google Play**

Parent™ is an all-in-one childcare management application for everything you need: attendance tracking, events with automatic reminders, daily reports, detailed child profile, child ...

The Best Parental Control App - Parent Geenee

Parent Geenee is a must-have app for every parent. It helps you keep your child safe online by managing screen time, blocking harmful content, and tracking app usage.

### **Parentapps | Future of Parental Engagement**

The Parentapps Connect School App is an accessible, versatile tool with many features to ensure families can keep on top of their child's education. Parentapps also provides school website ...

### **Forum Nail Salon | Best nail salon in Gilbert, AZ 85295**

FORUM NAIL SALON is voted to be the top and the best nail salon in GILBERT, ARIZONA for the last 20 YEARS. The salon is located at the beautiful corner VAL VISTA & WILLIAMS FIELD ( ...

Forum Nail Salon - nail salon in Gilbert, AZ 85295

FORUM NAIL SALON is voted to be the top and the best nail salon in GILBERT, ARIZONA for the last 20 YEARS. The salon is located at the beautiful corner VAL VISTA & WILLIAMS FIELD ( ...

*Forum Nail Salon - nail salon in Gilbert, AZ 85295*

Whether it's a manicure and pedicure or a microblading and facial, our team has got you covered. Book your appointment today, and treat yourself to the incredible salon services at Forum Nail ...

Coupons - Forum Nail Salon

FORUM NAIL SALON 1464 E. Williams Field Rd. #106, Gilbert, AZ, 85295

Master the present progressive in Spanish with our engaging practice exercises. Boost your language skills today! Learn more to enhance your fluency.

[Back to Home](#)