


Preschool Letter L Worksheets


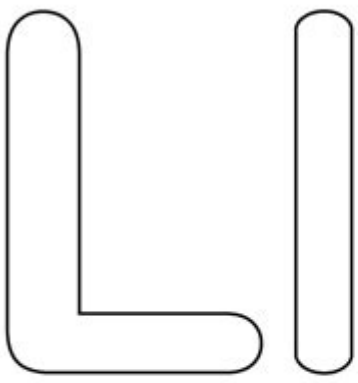


www.kindergartenworksheets.net

Letter L Coloring Worksheet




Name _____

Color the letters and the picture.



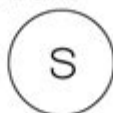





lion

Color the images that start with the letter L.



Color the circles with the letter L or l.



Copyright ©2018-2023 KindergartenWorksheets.net
All Rights Reserved

Preschool letter l worksheets are invaluable resources for early childhood education, helping young learners develop their literacy skills in a fun and engaging way. These worksheets not only focus on the recognition and writing of the letter 'L' but also incorporate various activities that enhance fine motor skills, vocabulary, and phonetic awareness. In this article, we will explore the importance of letter recognition, the benefits of using worksheets, and several engaging activities that can be included in preschool letter 'L' worksheets.

The Importance of Letter Recognition in Preschool Education

Recognizing letters is a fundamental skill that lays the groundwork for reading and writing. The preschool years are crucial for cognitive development, and introducing letters at this stage can significantly impact a child's academic journey.

Why Focus on the Letter L?

The letter 'L' is an important letter in the English alphabet, and focusing on it can provide several learning opportunities:

- **Phonetic Awareness:** The letter 'L' is often found at the beginning of many common words, such as "lion," "lamp," and "leaf." Recognizing the sound associated with 'L' helps children with phonetic skills.
- **Vocabulary Building:** Activities focused on the letter 'L' can introduce children to new words, expanding their vocabulary and enhancing their communication skills.
- **Fine Motor Skills Development:** Writing the letter 'L' requires specific hand movements that help develop fine motor skills, which are essential for future writing tasks.

Benefits of Using Worksheets in Preschool Learning

Worksheets are a staple in preschool education for several reasons:

- **Structured Learning:** Worksheets provide a structured format that helps children focus on specific skills.
- **Visual Learning:** Many preschoolers are visual learners. Worksheets often incorporate colorful images and designs that can capture a child's attention and make learning enjoyable.
- **Self-Paced Learning:** Worksheets allow children to progress at their own pace, providing the opportunity to revisit concepts as needed.

- **Assessment Tools:** Teachers and parents can use worksheets to assess a child's understanding of the letter 'L' and identify areas that may need additional practice.

Types of Preschool Letter L Worksheets

There are various types of worksheets that can be used to teach the letter 'L.' Here are some popular options:

1. Letter Tracing Worksheets

These worksheets allow children to practice writing the letter 'L' by tracing over dotted lines. They often include both uppercase and lowercase versions.

- **Benefits:**
- Helps with letter formation
- Enhances fine motor skills

2. Letter Recognition Worksheets

These worksheets focus on helping children recognize the letter 'L' among other letters. Activities may include circling or coloring all the 'L's in a group of letters.

- **Benefits:**
- Reinforces letter recognition
- Improves concentration and focus

3. Letter L Coloring Pages

Coloring pages featuring objects that start with the letter 'L' can be a fun way for children to connect the letter to real-world items. For example, a coloring page with a lion, leaf, and lamp.

- Benefits:
- Encourages creativity
- Links letters to vocabulary

4. Matching Worksheets

These worksheets can involve matching the letter 'L' with pictures of items that start with the letter, such as linking 'L' to a picture of a lemon or a ladybug.

- Benefits:
- Strengthens vocabulary
- Enhances cognitive skills through matching activities

5. Cut and Paste Activities

Children can cut out pictures that start with the letter 'L' and paste them on a worksheet that has the letter 'L' prominently displayed.

- Benefits:
- Develops fine motor skills through cutting and pasting
- Engages children in hands-on learning

Engaging Activities to Supplement Worksheets

While worksheets are a great tool for learning, incorporating engaging activities can make the learning process even more effective.

1. Letter L Scavenger Hunt

Create a scavenger hunt where children have to find items around the classroom or home that start with the letter 'L.'

- Items to Look For:
- Leaf
- Lemon
- Lamp
- Lion (toy)

2. Storytime with Letter L Books

Integrate storytime with books that emphasize the letter 'L.' Reading stories can enhance comprehension and vocabulary.

- Recommended Books:
- "Llama Llama Red Pajama" by Anna Dewdney
- "The Very Lonely Firefly" by Eric Carle

3. Singing Songs Featuring the Letter L

Incorporate music into learning by singing songs that emphasize words starting with 'L.' This can be a fun way to reinforce letter sounds.

- Suggested Songs:
- "The Lion Sleeps Tonight"
- "If You're Happy and You Know It" (with modified lyrics to include words starting with 'L')

Conclusion

Preschool letter L worksheets serve as a fantastic tool for introducing young learners to the world of letters and literacy. By focusing on the letter 'L,' educators and parents can help children develop essential skills such as letter recognition, phonetic awareness, and vocabulary building. Incorporating a variety of worksheet types, along with engaging activities, can create a rich and stimulating learning environment. As children explore the letter 'L' through tracing, coloring, and interactive activities, they will not only learn to recognize and write the letter but also develop a love for learning that will last a lifetime.

Frequently Asked Questions

What are preschool letter L worksheets?

Preschool letter L worksheets are educational resources designed for young children to help them learn the letter L. These worksheets often include activities such as tracing the letter L, identifying words that start with L, and coloring images related to the letter.

How can letter L worksheets benefit preschoolers?

Letter L worksheets can enhance preschoolers' fine motor skills through tracing and writing practice, improve their letter recognition, and expand their vocabulary by introducing words that begin with the letter L, such as 'lion' and 'leaf'.

Where can I find free letter L worksheets for preschoolers?

Free letter L worksheets for preschoolers can be found on various educational websites, teacher resource sites, and printable worksheet platforms. Websites like Teachers Pay Teachers, Education.com, and Pinterest often have downloadable options.

What types of activities are typically included in letter L worksheets?

Typical activities in letter L worksheets may include tracing the letter L, matching uppercase and lowercase letters, identifying images that start with L, and completing simple mazes or coloring activities related to the letter.

How can I effectively use letter L worksheets at home?

To effectively use letter L worksheets at home, set aside a specific time for focused learning, encourage your child to trace and write the letter, discuss words that start with L, and incorporate fun activities like drawing or crafting that relate to the letter L.

Find other PDF article:

<https://soc.up.edu.ph/25-style/Book?docid=smt11-9605&title=gospel-of-mary-magdalene-text.pdf>

Preschool Letter L Worksheets

preschool "pre-school" kindergarten - preschool:2-5 kindergarten:5-6 preschool kindergarten

preschool kindergarten preschool kindergarten ...

preschool? - preschool

Feb 24, 2020 · PRESCHOOL preschool

