



















Preposition In On Under Worksheets



Prepositions 1

Read and choose

under	   
behind	  
in	  
in front of	   
on	  

ezpzlearn.com

Prepositions are essential components of the English language, serving as a bridge between nouns, pronouns, and other elements of a sentence. Among the various prepositions, "in," "on," and "under" are fundamental yet often misused. Worksheets focused on these prepositions can significantly aid learners, particularly children, in grasping their meanings and applications. This article will delve into the importance of "in," "on," and "under," the challenges learners face, and how worksheets can be effectively utilized to enhance understanding.

The Importance of Prepositions

Prepositions are words that link nouns, pronouns, or phrases to other words in a sentence. They provide essential information about time, place, direction, and manner. The correct use of prepositions is vital for clear communication, as they help to convey the relationship between different elements in a sentence.

Types of Prepositions

Prepositions can be categorized into several types, including:

1. **Prepositions of Place:** Indicate the location of something.
 - Examples: in, on, under, above, between, behind
2. **Prepositions of Time:** Indicate when something happens.
 - Examples: at, in, on, during, before, after
3. **Prepositions of Direction:** Indicate movement towards a specific direction.
 - Examples: to, into, through, towards
4. **Prepositions of Manner:** Indicate how something is done.
 - Examples: by, with, like

In this article, we will focus primarily on the prepositions of place: "in," "on," and "under."

Understanding "In," "On," and "Under"

Each of these prepositions denotes a specific spatial relationship.

1. "In"

The preposition "in" is used to indicate that something is contained within a space or area. It signifies being inside or enclosed by something.

- Examples:
- The cat is in the box.
- The books are in the library.
- Water is in the glass.

2. "On"

The preposition "on" indicates that something is positioned atop a surface. It conveys a sense of contact with the surface.

- Examples:
- The book is on the table.
- The picture is on the wall.
- She placed her phone on the counter.

3. "Under"

The preposition "under" indicates that something is beneath or below another object, often implying a sense of covering or support.

- Examples:
- The dog is under the bed.
- The shoes are under the table.
- The treasure is buried under the ground.

Common Challenges Faced by Learners

While "in," "on," and "under" are simple prepositions, learners often encounter difficulties in their usage for several reasons:

1. Overgeneralization: Learners may apply one preposition in place of another due to similarities in meaning, leading to incorrect sentences.
2. Contextual Misunderstanding: The context in which a preposition is used can change its meaning. For instance, "in the morning" versus "on the morning of the event."
3. Language Transfer: Non-native English speakers may struggle with prepositions due to differences in their native languages.
4. Limited Exposure: Young learners may not have had enough exposure to these prepositions in various contexts, leading to uncertainty in their usage.

The Role of Worksheets in Learning Prepositions

Worksheets serve as a valuable tool for reinforcing the understanding and correct application of prepositions. They can be tailored to different learning levels and can include a variety of activities to engage learners.

Types of Worksheets

There are several types of worksheets that can be used to teach "in," "on," and "under":

1. **Fill-in-the-Blank Exercises:** Students complete sentences by filling in the correct preposition.
 - Example: The cat is _____ the box. (Answer: in)
2. **Matching Exercises:** Learners match sentences with the correct preposition.
 - Example: Match the following:
 - a) The book is _____ the table.
 - b) The dog is _____ the bed.
 - c) The toys are _____ the box.
3. **Picture-Based Exercises:** Worksheets with images where students must describe the location using the correct preposition.
 - Example: Look at the picture and write sentences such as "The ball is on the grass."
4. **Sentence Creation:** Students create their own sentences using given prepositions.
 - Example: Use "in," "on," and "under" to write three different sentences.
5. **Multiple Choice Questions:** A quiz format where students choose the correct preposition from given options.
 - Example: The keys are ____ the table. (a) on (b) in (c) under

Tips for Creating Effective Worksheets

When designing worksheets for teaching "in," "on," and "under," consider the following tips:

1. **Age Appropriateness:** Tailor the complexity of the worksheet to the age and proficiency level of the learners.
2. **Visual Aids:** Incorporate images and diagrams to help students visualize the spatial relationships.
3. **Variety of Activities:** Include different types of exercises to maintain student interest and cater to various learning styles.
4. **Clear Instructions:** Ensure that the instructions are simple and straightforward to avoid confusion.
5. **Feedback Mechanism:** Provide a way for students to receive feedback on their answers, either through peer review or teacher assessment.

Conclusion

Prepositions "in," "on," and "under" are fundamental to mastering the English language, yet they often pose challenges for learners. Through targeted worksheets, educators can effectively address these challenges, helping students grasp the nuances of these prepositions. The combination of varied activities and clear explanations can facilitate a better understanding, enabling learners to use these essential words correctly in their speech and writing. As students become more confident with "in," "on," and "under," they will enhance their overall communication skills, paving the way for greater success in their language learning journey.

Frequently Asked Questions

What are some effective activities for teaching prepositions using worksheets?

Activities such as fill-in-the-blank exercises, matching prepositions with images, and sentence construction tasks can effectively teach prepositions like 'in', 'on', and 'under'.

How can I assess my students' understanding of prepositions through worksheets?

You can include a variety of questions such as true/false statements, multiple-choice questions, and short answer sections that require students to use prepositions correctly in context.

What age group is most suitable for using 'in', 'on', and 'under' preposition worksheets?

Preposition worksheets are typically suitable for early elementary students, around ages 5 to 8, as they are starting to understand basic sentence structures.

Are there any online resources for printable preposition worksheets?

Yes, websites like Teachers Pay Teachers, Education.com, and K5 Learning offer a variety of printable preposition worksheets for different grade levels.

How do visual aids enhance the learning of prepositions in worksheets?

Visual aids, such as pictures and diagrams, help students associate words

with real-life objects, making it easier for them to understand and remember the use of prepositions like 'in', 'on', and 'under'.

Can preposition worksheets be adapted for ESL learners?

Absolutely! For ESL learners, worksheets can be simplified with clearer visuals, bilingual instructions, and context-rich examples to help with comprehension and usage.

Find other PDF article:

<https://soc.up.edu.ph/11-plot/Book?docid=aox13-8590&title=ca-notary-practice-exam.pdf>

Preposition In On Under Worksheets

YouTube

Enjoy the videos and music you love, upload original content, and share it all with friends, family, and the world on YouTube.

YouTube Music

With the YouTube Music app, enjoy over 100 million songs at your fingertips, plus albums, playlists, remixes, music videos, live performances, covers, and hard-to-find music you can't ...

Music

Visit the YouTube Music Channel to find today's top talent, featured artists, and playlists. Subscribe to see the latest in the music world. This channel was generated automatically by...

YouTube Help - Google Help

Official YouTube Help Center where you can find tips and tutorials on using YouTube and other answers to frequently asked questions.

YouTube - YouTube

YouTube's Official Channel helps you discover what's new & trending globally. Watch must-see videos, from music to culture to Internet phenomena

YouTube - Apps on Google Play

Enjoy your favorite videos and channels with the official YouTube app.

Trending - YouTube

The pulse of what's trending on YouTube. Check out the latest music videos, trailers, comedy clips, and everything else that people are watching right now.

YouTube - Wikipedia

YouTube is an American social media and online video sharing platform owned by Google. YouTube was founded on February 14, 2005, [7] by Chad Hurley, Jawed Karim, and Steve ...

YouTube Kids - An App Created for Kids to Explore Content

YouTube Kids was created to give kids a more contained environment that makes it simpler and more fun for them to explore on their own, and easier for parents and caregivers to guide their...

YouTube

About Press Copyright Contact us Creators Advertise Developers Terms Privacy Policy & Safety How YouTube works Test new features NFL Sunday Ticket © 2025 Google LLC

The Scottsdale Resort and Spa, Curio Collection by Hilton

2 days ago · Our AAA Four-Diamond Scottsdale Resort offers an upscale, authentic experience within easy reach of popular attractions. Sip a cold beverage in a cabana by one of our two ...

The Scottsdale Resort & Spa | Luxury Scottsdale AZ Resorts

Following a \$40 million transformation in 2024, The Scottsdale Resort & Spa – a Curio Collection by Hilton – emerges as one of Scottsdale's most luxurious retreats.

The Scottsdale Resort & Spa, Curio Collection by Hilton, Scottsdale ...

The Scottsdale Resort & Spa, Curio Collection by Hilton features guest rooms with large marble bathrooms and wood furniture. The elegant rooms include a 42-inch flat-screen TV with in ...

The Scottsdale Resort & Spa, Curio Collection by Hilton

Three gorgeous ballrooms, as well as private and semi-private banquet rooms, are available for groups and parties. Our beautifully landscaped grounds and tranquil patios set the stage for ...

The Scottsdale Resort and Spa, Curio Collection by Hilton

2 days ago · The Scottsdale Resort & Spa has been artfully transformed to embody the splendor, hospitality, and essence of the Sonoran Desert. Relax with your favorite drink or entrée at one ...

The Scottsdale Resort And Spa, Curio Collection By Hilton

Mar 30, 2025 · Scottsdale Resort and Spa offers an upscale Arizona escape just minutes from downtown attractions, golf courses, and natural beauty. With a setting that blends comfort and ...

The Scottsdale Resort And Spa, Curio Collection By Hilton

The Scottsdale Resort and Spa, a part of the Curio Collection by Hilton, garners applause for its diverse amenities, including dining options, a spa, and pet-friendly services, all contributing to ...

The Scottsdale Resort and Spa, Curio Collection by Hilton

4 days ago · Experience The Scottsdale Resort & Spa by Hilton Curio. Enjoy free WiFi, on-site dining, and room service, all while soaking in Scottsdale's unique culture.

The Scottsdale Resort & Spa, Curio Collection By Hilton

Boasting 2 championship golf courses, the 4-star The Scottsdale Resort & Spa, Curio Collection By Hilton is located within a few blocks of the Salt River. This smoke-free hotel lies ...

The Scottsdale Resort and Spa, Curio Collection by Hilton

Jul 12, 2012 · Take advantage of an adjacent golf course, a poolside bar, and a terrace at The Scottsdale Resort and Spa, Curio Collection by Hilton. Adventurous travelers may like the ...

Enhance your language skills with our engaging preposition in

[Back to Home](#)