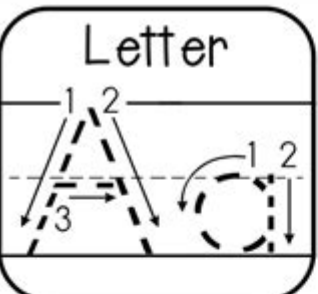

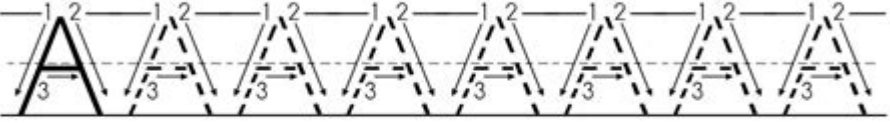
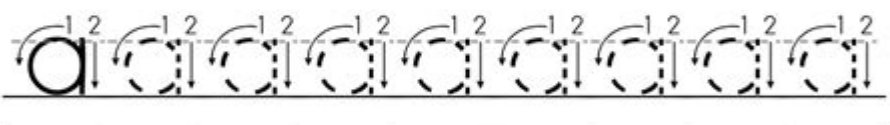
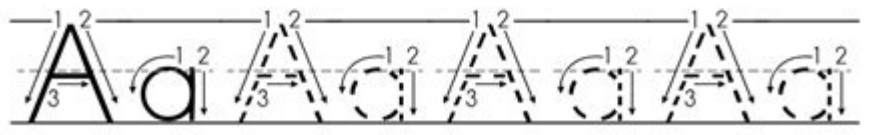


Practice Writing Letter A

Letter	Name _____
	
	

Practice writing letter a is an essential skill for young learners, forming the foundation for their literacy development. The letter "a" is not only one of the first letters children are taught but also plays a crucial role in various words across the English language. By mastering the writing of the letter "a," children can enhance their fine motor skills, improve their handwriting, and build confidence in their reading and writing abilities. This article will delve into the importance of practicing the letter "a," provide strategies for effective practice, and offer engaging activities to reinforce learning.

Understanding the Letter "A"

Alphabetical Significance

The letter "a" is the first letter of the English alphabet and has both uppercase (A) and lowercase (a) forms. It is categorized as a vowel, which is essential for phonetics and pronunciation in multiple languages. The unique shape and sound of "a" make it a critical component of many words, including common nouns, verbs, and adjectives.

Phonetic Importance

The sound of "a" can vary depending on its usage within different words. Here are some common pronunciations:

1. Short "a": As in "cat," "hat," and "bat."
2. Long "a": As in "cake," "make," and "take."
3. Schwa sound: As in "sofa," where "a" is pronounced softly.

Understanding these sounds is crucial for children as they learn to read and spell, making practice writing the letter "a" even more significant.

Benefits of Practicing the Letter "A"

Enhancing Fine Motor Skills

Practicing writing the letter "a" helps develop fine motor skills in young children. These skills involve the coordination of small muscles in the hands and fingers, which are essential for various tasks such as:

- Writing
- Drawing
- Using scissors
- Buttoning clothes

By focusing on writing the letter "a," children can improve their dexterity and control, which will benefit them in numerous other activities.

Improving Handwriting

Consistent practice in writing the letter "a" allows children to develop better handwriting habits. Good handwriting includes:

- Proper letter formation
- Correct size and spacing
- Consistent slant and alignment

Children who practice writing "a" can refine their overall handwriting, making their writing more legible and aesthetically pleasing.

Building Confidence in Literacy

When children learn to write the letter "a," they gain a sense of accomplishment. This confidence can motivate them to continue practicing, ultimately leading to better reading and writing skills. The more comfortable they become with the letter "a," the more likely they are to tackle other letters and, eventually, full words.

Strategies for Practicing the Letter "A"

Visual Learning Techniques

Visual learning is an effective way to teach children how to write the letter "a." Here are some methods to incorporate:

1. Letter Tracing: Provide worksheets with dotted outlines of the letter "a" for children to trace over. This helps them understand the proper formation.
2. Modeling: Use a whiteboard or chalkboard to demonstrate how to write "a" clearly. Children can mimic your movements as they practice.
3. Visual Aids: Create flashcards featuring the letter "a" and images of words that start with "a," like "apple" or "ant." This reinforces learning through association.

Kinesthetic Learning Techniques

Incorporating movement into learning can make practicing the letter "a" more engaging. Consider the following activities:

- Sand Writing: Have children write the letter "a" in a tray filled with sand or rice. This tactile experience can reinforce muscle memory.
- Air Writing: Encourage children to write "a" in the air using their fingers or whole arms. This helps them visualize the letter's formation without the need for a writing surface.

- Playdough Letters: Have children roll and shape playdough into the letter "a." This activity combines creativity with learning and helps solidify the letter's shape.

Auditory Learning Techniques

Incorporating sound can also enhance the learning experience. Try these methods:

- Phonics Songs: Use songs and rhymes that highlight the letter "a" and its sound. Singing can aid memorization.
- Sound Games: Play games where children identify words that begin with the letter "a" or that have the letter "a" in them. This can help them connect sounds to the letter.

Engaging Activities for Learning the Letter "A"

Craft and Art Projects

Art and craft projects can be an excellent way for children to engage with the letter "a." Here are a few ideas:

1. Letter Collage: Have children create a collage using pictures of objects that start with "a." They can cut out images from magazines or draw their own.
2. Alphabet Book: Encourage children to create their own alphabet book, dedicating a page to the letter "a." They can draw pictures and write words that begin with "a."
3. Letter Painting: Using finger paints, children can paint the letter "a" on a large sheet of paper. This allows for creativity while practicing letter formation.

Games and Interactive Learning

Games make learning fun and engaging. Here are some ideas:

- Alphabet Scavenger Hunt: Create a scavenger hunt where children find objects around the house or classroom that start with the letter "a."
- Letter Bingo: Play bingo with a focus on the letter "a." Use cards that feature various words beginning with "a" and have children mark them as you call them out.
- Memory Match: Create memory cards with pictures of items that start with "a" and their corresponding words. Children can play this game alone or with

friends.

Conclusion

Practice writing letter a is a fundamental step in a child's literacy journey. By understanding the significance of the letter, employing effective strategies, and engaging in creative activities, children can enhance their writing skills while having fun. Whether through visual, kinesthetic, or auditory techniques, each approach contributes to a well-rounded learning experience. As children continue to practice writing the letter "a," they will not only improve their handwriting but also gain confidence in their ability to read and write, paving the way for their future educational endeavors. Encouraging consistent practice and making learning enjoyable will ensure that children develop a strong foundation in literacy, enabling them to succeed in their academic pursuits.

Frequently Asked Questions

What are some effective methods to practice writing the letter 'a'?

Some effective methods include tracing worksheets, using sand or rice for tactile practice, and employing digital apps that focus on letter formation.

At what age should children start practicing writing the letter 'a'?

Children typically start practicing writing the letter 'a' around the age of 3 to 4, as they develop fine motor skills and begin to learn the alphabet.

What are common mistakes to watch for when practicing the letter 'a'?

Common mistakes include incorrect formation of the letter, such as starting at the wrong point or not closing the loop properly. Consistent practice helps reduce these errors.

How can parents encourage their kids to practice writing the letter 'a' at home?

Parents can provide fun activities like letter scavenger hunts, using playdough to form the letter, or engaging in arts and crafts that involve writing 'a' in different contexts.

What tools can be used to help practice writing the letter 'a'?

Tools like lined paper, dry erase boards, chalkboards, and specialized handwriting apps can be very helpful for practicing the letter 'a'.

How does practicing the letter 'a' contribute to overall literacy skills?

Practicing the letter 'a' helps with letter recognition, improves fine motor skills, and lays the foundation for spelling and reading, which are critical for literacy development.

What are some fun games to practice writing the letter 'a'?

Fun games include letter bingo, letter matching games, and interactive storytelling where children write the letter 'a' in different words they come up with.

Is it better to practice uppercase or lowercase 'a' first?

It's often recommended to start with lowercase 'a' since it appears more frequently in writing. However, introducing both forms can be beneficial for comprehensive learning.

Find other PDF article:

<https://soc.up.edu.ph/43-block/Book?docid=rj103-3023&title=neuroanatomy-through-clinical-cases-second-edition.pdf>

Practice Writing Letter A

practice **practise** -

1 practice speaking English
2 do some practice ...

practice doing sth. practice to do sth.

"Practice doing sth" "Practice to do sth"

Practical Examples Of Critical Reflections In Early Childhood

Jun 19, 2025 · The following provides practical examples of critical reflections in early childhood education, drawn from real-world scenarios. Critical Reflection E...

Understanding Quality Areas - Aussie Childcare Network

Mar 10, 2025 · Implement a reflective practice culture, encouraging feedback and continuous improvement. Lead by example, demonstrating commitment to high-quality education and ...

Reflection Vs Critical Reflection - Aussie Childcare Network

Jan 20, 2025 · Critical reflection is an invaluable practice in early childhood education. It goes beyond simply considering what happened to deeply analyze and question the underlying ...

50 Fine Motor Skills Activities - Aussie Childcare Network

Jan 6, 2025 · Fine motor skills involve the small muscles in the hands, fingers, and wrists. The following article lists 50 Fine Motor Skills Activities for Toddler...

How To Apply Theorists In Observations - Aussie Childcare Network

Apr 29, 2025 · By weaving theoretical perspectives into your observations, you not only enhance your professional practice but also contribute to a richer, more intentional learning environment ...

Master the art of writing with our comprehensive guide to practice writing letter A. Discover tips

[Back to Home](#)