













Points Line Segments Lines And Rays Worksheets

Name: _____			
Date: _____			
<u>Geometry terms</u>			
<u>Point, line, line segment, ray, angle</u>			
Give the following images the correct name. Use the names in green above. The names can be used more than once.			
			
			
			

 LIVEWORKSHEETS

POINTS, LINE SEGMENTS, LINES, AND RAYS WORKSHEETS ARE ESSENTIAL TOOLS IN MATHEMATICS, PARTICULARLY IN THE STUDY OF GEOMETRY. THESE WORKSHEETS HELP STUDENTS UNDERSTAND BASIC GEOMETRIC CONCEPTS THAT SERVE AS THE FOUNDATION FOR MORE COMPLEX TOPICS. UNDERSTANDING THESE ELEMENTS IS CRUCIAL FOR STUDENTS, AS THEY PLAY A VITAL ROLE IN DEVELOPING SPATIAL REASONING AND PROBLEM-SOLVING SKILLS. IN THIS ARTICLE, WE WILL EXPLORE THE DEFINITIONS AND CHARACTERISTICS OF POINTS, LINE SEGMENTS, LINES, AND RAYS, THE IMPORTANCE OF WORKSHEETS IN TEACHING THESE CONCEPTS, AND EFFECTIVE STRATEGIES FOR USING THESE WORKSHEETS IN A CLASSROOM SETTING.

UNDERSTANDING BASIC GEOMETRIC CONCEPTS

BEFORE DELVING INTO THE SPECIFICS OF WORKSHEETS, IT'S IMPORTANT TO DEFINE WHAT POINTS, LINE SEGMENTS, LINES, AND RAYS ARE.

POINTS

- A POINT IS A FUNDAMENTAL UNIT IN GEOMETRY THAT REPRESENTS A SPECIFIC LOCATION IN SPACE.
- IT HAS NO DIMENSIONS—NO LENGTH, WIDTH, OR HEIGHT—MAKING IT A ZERO-DIMENSIONAL FIGURE.
- POINTS ARE USUALLY DENOTED BY A DOT AND LABELED WITH A CAPITAL LETTER, E.G., POINT A.

LINE SEGMENTS

- A LINE SEGMENT IS A PART OF A LINE THAT IS BOUNDED BY TWO DISTINCT ENDPOINTS.
- IT HAS A DEFINITE LENGTH, WHICH CAN BE MEASURED.
- WHEN REPRESENTING LINE SEGMENTS, THEY ARE OFTEN LABELED WITH THE ENDPOINTS, FOR EXAMPLE, LINE SEGMENT AB.

LINES

- A LINE EXTENDS INFINITELY IN BOTH DIRECTIONS AND HAS NO ENDPOINTS.
- IT IS CHARACTERIZED BY ITS LENGTH BUT NOT BY ITS WIDTH OR HEIGHT.
- LINES ARE COMMONLY REPRESENTED BY A LOWERCASE LETTER (E.G., LINE 'L') OR BY NAMING TWO POINTS ON THE LINE (E.G., LINE AB).

RAYS

- A RAY STARTS AT A PARTICULAR POINT (CALLED THE ENDPOINT) AND EXTENDS INFINITELY IN ONE DIRECTION.
- IT CAN BE REPRESENTED BY TWO POINTS, WITH THE ENDPOINT LISTED FIRST (E.G., RAY AB STARTS AT A AND GOES THROUGH B).
- RAYS ARE OFTEN USED IN VARIOUS GEOMETRIC CONSTRUCTIONS AND PROOFS.

THE IMPORTANCE OF WORKSHEETS IN LEARNING GEOMETRY

WORKSHEETS THAT FOCUS ON POINTS, LINE SEGMENTS, LINES, AND RAYS SERVE MULTIPLE PURPOSES IN THE EDUCATIONAL ENVIRONMENT. THEY:

- REINFORCE UNDERSTANDING OF KEY CONCEPTS.
- PROVIDE PRACTICE OPPORTUNITIES TO ENHANCE SKILLS.
- SUPPORT DIVERSE LEARNING STYLES THROUGH VISUAL AND INTERACTIVE ELEMENTS.
- ENCOURAGE CRITICAL THINKING AND PROBLEM-SOLVING ABILITIES.

TYPES OF WORKSHEETS

THERE ARE SEVERAL TYPES OF WORKSHEETS THAT CAN BE USED TO TEACH AND REINFORCE THE CONCEPTS OF POINTS, LINE SEGMENTS, LINES, AND RAYS:

1. IDENTIFICATION WORKSHEETS

- THESE WORKSHEETS REQUIRE STUDENTS TO IDENTIFY POINTS, LINE SEGMENTS, LINES, AND RAYS IN VARIOUS GEOMETRIC FIGURES.
- THEY MAY INVOLVE LABELING DIAGRAMS OR ANSWERING QUESTIONS ABOUT SPECIFIC ELEMENTS.

2. CONSTRUCTION WORKSHEETS

- STUDENTS ARE TASKED WITH DRAWING GEOMETRIC FIGURES BASED ON GIVEN INSTRUCTIONS, SUCH AS CONSTRUCTING A LINE

SEGMENT OF A SPECIFIED LENGTH OR DRAWING A RAY FROM A GIVEN POINT.

- THESE ACTIVITIES HELP DEVELOP FINE MOTOR SKILLS AND SPATIAL AWARENESS.

3. MEASUREMENT WORKSHEETS

- THESE WORKSHEETS FOCUS ON MEASURING THE LENGTHS OF LINE SEGMENTS OR THE ANGLES FORMED BY LINES AND RAYS.
- THEY OFTEN INCLUDE PROBLEMS THAT REQUIRE THE USE OF A RULER OR PROTRACTOR.

4. WORD PROBLEMS

- THESE WORKSHEETS PRESENT REAL-LIFE SCENARIOS WHERE STUDENTS MUST APPLY THEIR KNOWLEDGE OF POINTS, LINE SEGMENTS, LINES, AND RAYS TO SOLVE PROBLEMS.
- THIS TYPE OF PRACTICE HELPS STUDENTS UNDERSTAND THE RELEVANCE OF GEOMETRY IN EVERYDAY SITUATIONS.

5. INTERACTIVE WORKSHEETS

- UTILIZING TECHNOLOGY, THESE WORKSHEETS MAY INCLUDE ONLINE QUIZZES, PUZZLES, OR GAMES THAT ENGAGE STUDENTS IN A FUN WAY WHILE REINFORCING GEOMETRIC CONCEPTS.

STRATEGIES FOR EFFECTIVE USE OF WORKSHEETS

TO MAXIMIZE THE EFFECTIVENESS OF WORKSHEETS IN TEACHING POINTS, LINE SEGMENTS, LINES, AND RAYS, EDUCATORS CAN IMPLEMENT VARIOUS STRATEGIES:

1. DIFFERENTIATE INSTRUCTION

- RECOGNIZE THAT STUDENTS HAVE VARYING LEVELS OF UNDERSTANDING AND LEARNING STYLES.
- PROVIDE WORKSHEETS AT DIFFERENT DIFFICULTY LEVELS OR ALLOW STUDENTS TO CHOOSE THEIR TASKS BASED ON THEIR COMFORT AND PROFICIENCY.

2. INCORPORATE VISUAL AIDS

- USE DIAGRAMS, ILLUSTRATIONS, AND COLOR CODING TO MAKE THE WORKSHEETS MORE VISUALLY APPEALING.
- VISUAL REPRESENTATIONS CAN HELP STUDENTS BETTER GRASP ABSTRACT CONCEPTS.

3. ENCOURAGE COLLABORATION

- PAIR OR GROUP STUDENTS TO WORK ON WORKSHEETS TOGETHER.
- COLLABORATIVE LEARNING ENCOURAGES DISCUSSION, PEER TEACHING, AND THE SHARING OF DIFFERENT PROBLEM-SOLVING APPROACHES.

4. PROVIDE TIMELY FEEDBACK

- REVIEW COMPLETED WORKSHEETS PROMPTLY AND PROVIDE CONSTRUCTIVE FEEDBACK.
- FEEDBACK HELPS STUDENTS UNDERSTAND THEIR MISTAKES AND REINFORCES CORRECT UNDERSTANDING.

5. USE WORKSHEETS AS ASSESSMENTS

- INTEGRATE WORKSHEETS INTO FORMAL ASSESSMENTS TO GAUGE STUDENTS' UNDERSTANDING OF GEOMETRIC CONCEPTS.

- THIS CAN INCLUDE QUIZZES, TESTS, OR EVEN HOMEWORK ASSIGNMENTS.

CHALLENGES AND SOLUTIONS IN USING WORKSHEETS

WHILE WORKSHEETS ARE VALUABLE EDUCATIONAL RESOURCES, THEIR EFFECTIVENESS CAN SOMETIMES BE HINDERED BY CHALLENGES:

1. STUDENT DISENGAGEMENT

- CHALLENGE: SOME STUDENTS MAY FIND WORKSHEETS MONOTONOUS AND UNENGAGING.
- SOLUTION: INCORPORATE INTERACTIVE ELEMENTS, SUCH AS PUZZLES OR ONLINE ACTIVITIES, TO MAINTAIN INTEREST.

2. OVERRELIANCE ON WORKSHEETS

- CHALLENGE: TEACHERS MAY RELY TOO HEAVILY ON WORKSHEETS FOR TEACHING.
- SOLUTION: BALANCE WORKSHEET ACTIVITIES WITH HANDS-ON LEARNING EXPERIENCES, SUCH AS USING PHYSICAL MODELS OR ENGAGING IN GROUP PROJECTS.

3. MISINTERPRETATION OF INSTRUCTIONS

- CHALLENGE: STUDENTS MAY MISINTERPRET DIRECTIONS ON WORKSHEETS.
- SOLUTION: PROVIDE CLEAR, CONCISE INSTRUCTIONS AND EXAMPLES, AND ENCOURAGE STUDENTS TO ASK QUESTIONS IF THEY ARE CONFUSED.

CONCLUSION

IN SUMMARY, POINTS, LINE SEGMENTS, LINES, AND RAYS WORKSHEETS ARE CRUCIAL FOR HELPING STUDENTS GRASP FUNDAMENTAL GEOMETRIC CONCEPTS. BY UNDERSTANDING THE DEFINITIONS AND CHARACTERISTICS OF THESE BASIC ELEMENTS, STUDENTS CAN BUILD A SOLID FOUNDATION FOR MORE ADVANCED MATHEMATICAL TOPICS. TEACHERS CAN ENHANCE LEARNING EXPERIENCES THROUGH VARIOUS TYPES OF WORKSHEETS AND EFFECTIVE INSTRUCTIONAL STRATEGIES. BY ADDRESSING POTENTIAL CHALLENGES, EDUCATORS CAN CREATE AN ENGAGING AND SUPPORTIVE LEARNING ENVIRONMENT THAT NURTURES STUDENTS' UNDERSTANDING OF GEOMETRY. ULTIMATELY, MASTERING THESE CONCEPTS WILL EMPOWER STUDENTS WITH ESSENTIAL SKILLS THAT EXTEND BEYOND THE CLASSROOM AND INTO THEIR EVERYDAY LIVES.

FREQUENTLY ASKED QUESTIONS

WHAT IS THE DIFFERENCE BETWEEN A LINE SEGMENT AND A RAY?

A LINE SEGMENT HAS TWO ENDPOINTS AND IS A PART OF A LINE, WHILE A RAY HAS ONE ENDPOINT AND EXTENDS INFINITELY IN ONE DIRECTION.

HOW CAN WORKSHEETS HELP STUDENTS UNDERSTAND POINTS, LINES, AND LINE

SEGMENTS?

WORKSHEETS PROVIDE PRACTICE PROBLEMS AND VISUAL REPRESENTATIONS THAT REINFORCE THE CONCEPTS AND HELP STUDENTS APPLY THEIR KNOWLEDGE.

WHAT TYPES OF EXERCISES ARE COMMONLY INCLUDED IN POINTS AND LINES WORKSHEETS?

COMMON EXERCISES INCLUDE DRAWING POINTS, LINES, AND LINE SEGMENTS, IDENTIFYING DIFFERENT TYPES OF LINES, AND SOLVING PROBLEMS INVOLVING LENGTHS AND RELATIONSHIPS.

ARE THERE ANY ONLINE RESOURCES FOR FINDING POINTS AND LINE SEGMENTS WORKSHEETS?

YES, MANY EDUCATIONAL WEBSITES OFFER FREE DOWNLOADABLE WORKSHEETS AND INTERACTIVE EXERCISES FOR POINTS AND LINES.

WHAT GRADE LEVEL ARE POINTS AND LINE SEGMENTS WORKSHEETS TYPICALLY DESIGNED FOR?

THESE WORKSHEETS ARE GENERALLY DESIGNED FOR ELEMENTARY TO MIDDLE SCHOOL STUDENTS, TYPICALLY AROUND GRADES 3-7.

CAN POINTS, LINES, AND SEGMENTS BE USED IN REAL-LIFE APPLICATIONS?

YES, THEY ARE FUNDAMENTAL IN FIELDS SUCH AS ARCHITECTURE, ENGINEERING, AND GRAPHIC DESIGN, WHERE PRECISE MEASUREMENTS AND RELATIONSHIPS ARE CRUCIAL.

HOW DO YOU CALCULATE THE LENGTH OF A LINE SEGMENT ON A COORDINATE PLANE?

YOU CAN USE THE DISTANCE FORMULA: $LENGTH = \sqrt{(x_2 - x_1)^2 + (y_2 - y_1)^2}$, WHERE (x_1, y_1) AND (x_2, y_2) ARE THE ENDPOINTS OF THE SEGMENT.

WHAT IS A PRACTICAL ACTIVITY TO REINFORCE THE CONCEPTS OF LINES AND LINE SEGMENTS?

A PRACTICAL ACTIVITY COULD INVOLVE HAVING STUDENTS MEASURE AND DRAW LINE SEGMENTS OF VARIOUS LENGTHS USING RULERS AND GRAPH PAPER.

WHAT ARE THE KEY VOCABULARY TERMS RELATED TO POINTS, LINES, AND SEGMENTS THAT STUDENTS SHOULD LEARN?

KEY TERMS INCLUDE POINT, LINE, LINE SEGMENT, RAY, ENDPOINT, COLLINEAR POINTS, AND INTERSECTION.

HOW DO TEACHERS ASSESS STUDENTS' UNDERSTANDING OF POINTS AND LINES USING WORKSHEETS?

TEACHERS CAN ASSESS UNDERSTANDING THROUGH COMPLETED WORKSHEETS, QUIZZES ON THE MATERIAL, AND CLASS DISCUSSIONS THAT INVOLVE EXPLAINING CONCEPTS AND PROBLEM-SOLVING.

Find other PDF article:

<https://soc.up.edu.ph/19-theme/pdf?trackid=qge74-4248&title=edward-r-murrow-and-the-birth-of-broadcast-journalism.pdf>

Local Guides points, levels & badging As a Local Guide, you earn points when you share reviews, photos, and knowledge on Google Maps. ...

Bullet Points

Aug 4, 2023 · Bullet Points

Measure distance between points - Computer - Google Maps Help

Measure distance between points You can measure the distance between 2 or more points on the map. For example, you can measure the ...

How many Nest Wifi Pro, Nest Wifi, or Google Wifi routers or points do ...

How many Nest Wifi Pro, Nest Wifi, or Google Wifi routers or points do I need? The number of Google Nest Wifi Pro, Nest Wifi, or Google Wifi ...

Enhance your geometry skills with our engaging points

[Back to Home](#)