

Pi Cognitive Assessment Cheat Sheet

Minutes Remaining

10

Page 3/10

Question 15

Which number has the lowest value?




☐ 2/9 ☐ 2/3 - 4/9 ☐ 0.15 ☐ 1/3





Question 16

Which of the following is the opposite word of 'complex'?

☐ compound ☐ diverse ☐ elementary ☐ false

Question 17

 is to  as  is to

☐  ☐  ☐  ☐ 

Previous

Next

Pi cognitive assessment cheat sheet is an essential tool for anyone preparing for cognitive ability tests, especially in a professional setting. Understanding the Pi Cognitive Assessment can significantly enhance your performance and help you stand out in the competitive job market. This article will delve into the nature of the Pi cognitive assessment, its components, and provide a comprehensive cheat sheet to help you excel in your test preparation.

What is the Pi Cognitive Assessment?

The Pi Cognitive Assessment is a psychometric test designed to measure cognitive abilities, including problem-solving, critical thinking, and analytical skills. Employers use it as part of their recruitment process to evaluate potential candidates' capabilities and fit for the role. The assessment is usually administered online and consists of various types of questions that assess different cognitive skills.

Purpose of the Pi Cognitive Assessment

The primary goals of the Pi Cognitive Assessment include:

- Evaluating a candidate's cognitive abilities relevant to job performance.

- Predicting how well a candidate will perform in a specific role.
- Providing insights into a candidate's problem-solving and analytical skills.
- Helping organizations make informed hiring decisions.

Components of the Pi Cognitive Assessment

The Pi Cognitive Assessment typically consists of several sections, each designed to measure different aspects of cognitive ability. These components may vary depending on the specific version of the test, but generally include:

1. Numerical Reasoning

Numerical reasoning tests assess your ability to work with numbers, interpret data, and solve mathematical problems. Key topics often covered in this section include:

- Basic arithmetic operations (addition, subtraction, multiplication, division)
- Percentages and ratios
- Data interpretation from charts and graphs
- Word problems requiring numerical solutions

2. Verbal Reasoning

Verbal reasoning tests measure your ability to understand and analyze written information. This section may include:

- Reading comprehension passages
- Identifying logical arguments and fallacies
- Vocabulary and word relationships
- Analogies and inference questions

3. Abstract Reasoning

Abstract reasoning tests assess your ability to identify patterns, logical sequences, and relationships between shapes and figures. Common tasks include:

- Identifying the next shape in a sequence
- Completing patterns or matrices
- Finding odd one out among a set of images

Preparing for the Pi Cognitive Assessment

Preparation is key to performing well on the Pi Cognitive Assessment. Here are some effective strategies to help you get ready:

1. Familiarize Yourself with the Test Format

Understanding the structure of the assessment will help reduce anxiety and allow you to focus on answering questions. Practice with sample tests, which are often available online or through preparation books.

2. Practice Regularly

Regular practice helps reinforce your skills and improve your speed. Consider dedicating a specific amount of time each day to work on practice questions across all three components of the test.

3. Use Study Guides and Resources

There are numerous study guides and online resources available that provide practice questions, tips, and strategies for tackling each section of the assessment. Some recommended resources include:

- Online practice platforms (e.g., JobTestPrep, AssessmentDay)
- Books specifically focused on cognitive assessments
- YouTube channels that explain cognitive test strategies

4. Take Care of Your Well-being

Ensure you get enough sleep, eat healthily, and manage stress leading up to the test day. Being in good physical and mental health can significantly impact your performance.

Pi Cognitive Assessment Cheat Sheet

Here's a quick cheat sheet to help you remember key strategies and tips for each section of the Pi Cognitive Assessment:

Numerical Reasoning Cheat Sheet

- Always read the question carefully to understand what is being asked.
- Write down any formulas you may need for calculations.
- Practice mental math to increase your speed.
- Work on interpreting data from charts and graphs effectively.

Verbal Reasoning Cheat Sheet

- Skim the reading passages first to get a sense of the content.
- Look for keywords in questions that can help you locate answers.
- Practice identifying the main idea of passages quickly.
- Expand your vocabulary to improve comprehension and inference skills.

Abstract Reasoning Cheat Sheet

- Look for patterns in shapes, colors, and sizes.
- Practice visualizing transformations (rotations, flips) of shapes.

- Take note of common sequences (e.g., increasing/decreasing patterns).
- Don't spend too long on any one question—move on and return if needed.

Conclusion

Understanding the **Pi cognitive assessment cheat sheet** can significantly enhance your chances of success in cognitive assessments. By familiarizing yourself with the test's components, utilizing effective study strategies, and using the provided cheat sheet, you can approach the assessment with confidence. Remember, consistent practice and a calm mindset are crucial for achieving the best possible results. Good luck!

Frequently Asked Questions

What is the purpose of a PI Cognitive Assessment cheat sheet?

A PI Cognitive Assessment cheat sheet serves as a quick reference guide to help individuals understand the types of questions, format, and strategies to approach the assessment effectively.

What types of questions can I expect on the PI Cognitive Assessment?

The PI Cognitive Assessment typically includes questions related to numerical reasoning, verbal reasoning, and abstract reasoning, designed to evaluate cognitive abilities.

How can I improve my performance on the PI Cognitive Assessment?

To improve performance, practice sample questions, familiarize yourself with the test format, manage your time wisely during the assessment, and focus on your strengths.

Is there any penalty for guessing on the PI Cognitive Assessment?

There is no penalty for guessing on the PI Cognitive Assessment, so it's advisable to answer all questions, even if you are unsure.

Can I find official resources or practice tests for the PI Cognitive Assessment?

Yes, official resources and practice tests are available through the Predictive Index website and other educational platforms that specialize in cognitive assessments.

How long does the PI Cognitive Assessment typically take?

The PI Cognitive Assessment usually takes about 12 minutes to complete, consisting of 50 questions that assess various cognitive abilities.

What is a good score on the PI Cognitive Assessment?

A good score on the PI Cognitive Assessment usually varies by role and industry, but generally, a score above the 50th percentile is considered favorable.

Are there strategies for answering abstract reasoning questions in the PI Cognitive Assessment?

Yes, strategies include practicing pattern recognition, breaking down complex shapes into simpler components, and familiarizing yourself with common abstract reasoning formats.

Find other PDF article:
<https://soc.up.edu.ph/36-tag/Book?ID=uSs70-5659&title=labeling-an-animal-cell-worksheet.pdf>

Pi Cognitive Assessment Cheat Sheet

PI Cheat Sheet
Oct 26, 2024 · PI is a cognitive assessment that measures your ability to solve abstract reasoning questions. The score is based on the number of correct answers out of 50 questions. The average score is 3.14159265359. The score is rounded to two decimal places. The score is displayed on the PI Cheat Sheet. ...

PI Cheat Sheet - 3.14
The PI Cheat Sheet is a document that provides information about the PI Cognitive Assessment. It includes the PI logo, the PI name, and the PI score. The PI score is 3.14. The PI Cheat Sheet is a document that provides information about the PI Cognitive Assessment. It includes the PI logo, the PI name, and the PI score. The PI score is 3.14. ...

PI Cheat Sheet - 3.14
May 30, 2006 · The PI Cheat Sheet is a document that provides information about the PI Cognitive Assessment. It includes the PI logo, the PI name, and the PI score. The PI score is 3.14. The PI Cheat Sheet is a document that provides information about the PI Cognitive Assessment. It includes the PI logo, the PI name, and the PI score. The PI score is 3.14. ...

PI Cheat Sheet - 3.14
Jul 18, 2024 · The PI Cheat Sheet is a document that provides information about the PI Cognitive Assessment. It includes the PI logo, the PI name, and the PI score. The PI score is 3.14. The PI Cheat Sheet is a document that provides information about the PI Cognitive Assessment. It includes the PI logo, the PI name, and the PI score. The PI score is 3.14. ...

PI Cheat Sheet - 3.14
The PI Cheat Sheet is a document that provides information about the PI Cognitive Assessment. It includes the PI logo, the PI name, and the PI score. The PI score is 3.14. The PI Cheat Sheet is a document that provides information about the PI Cognitive Assessment. It includes the PI logo, the PI name, and the PI score. The PI score is 3.14. ...

The PI Cheat Sheet is a document that provides information about the PI Cognitive Assessment. It includes the PI logo, the PI name, and the PI score. The PI score is 3.14. The PI Cheat Sheet is a document that provides information about the PI Cognitive Assessment. It includes the PI logo, the PI name, and the PI score. The PI score is 3.14. ...

PI Cheat Sheet - 3.14

$\sum_{j=1}^n j = 1 + 2 + 3 + \dots + n$
 $\sum_{i=1}^T P_i = P_1 + P_2 + P_3 + \dots + P_T$

Unlock your potential with our comprehensive PI Cognitive Assessment cheat sheet. Discover how to excel and boost your performance today!

[Back to Home](#)