





Points Lines Rays And Line Segments Answer Key

Lines, Rays, and Line Segments: Definition with Charts		
Name	Definition	Geometry
Point	A point is a location in space that has no size, shape, or dimension. It is often represented as a dot.	
Line	A line is a straight path of a set of points that has no endpoints. It is drawn with a double-headed arrow indicating that it is infinitely long.	
Rays	It is a part of a line that has one endpoint and the other part is infinitely long. That's why it has visualized with a single-headed arrow.	
Line Segments	Line Segments is a straight path that has two endpoints. It lies between two fixed points, so it has a finite length.	

Points, lines, rays, and line segments answer key are fundamental concepts in geometry that provide the foundation for understanding more complex geometric principles. These elements are essential in various applications, from basic geometry problems to advanced mathematical theories. In this article, we'll explore the definitions, characteristics, and relationships between points, lines, rays, and line segments. We will also provide an answer key to common questions and problems related to these concepts.

Understanding the Basics

Before diving into the specifics of each element, it's crucial to understand their basic definitions.

Definition of a Point

- A point is a precise location or position in space.
- It has no dimensions—no length, width, or height.
- Points are usually named with capital letters (e.g., Point A, Point B).

Definition of a Line

- A line is a straight one-dimensional figure that extends infinitely in both directions.
- It has no endpoints and is typically represented with arrows on either end.
- Lines are named using any two points on the line (e.g., Line AB) or a single lowercase letter (e.g., line l).

Definition of a Ray

- A ray is a part of a line that starts at one endpoint and extends infinitely in one direction.
- It is named by its endpoint and another point on the ray (e.g., Ray AB, where A is the endpoint).

Definition of a Line Segment

- A line segment is a part of a line that has two endpoints.
- It is named by its endpoints (e.g., Segment AB).
- Unlike rays and lines, line segments have a measurable length.

Characteristics of Points, Lines, Rays, and Line Segments

Understanding the characteristics of these geometric entities is essential for solving problems related to geometry.

Points

1. Representation: Points are represented by dots and labeled with letters.
2. No Size: Points have no size; they are considered dimensionless.
3. Intersection: Two points determine a line.

Lines

1. Infinite Length: Lines extend infinitely in both directions.
2. No Width or Height: Like points, lines are also dimensionless.
3. Intersection: Two lines can intersect at one point, be parallel (never intersect), or be coincident (the same line).

Rays

1. One Endpoint: Rays have one endpoint and extend infinitely in one direction.
2. Direction Matters: The order in which points are named is crucial; Ray AB is different from Ray BA.
3. Intersection: A ray can intersect a line or another ray at a single point.

Line Segments

1. Finite Length: Line segments have a defined length and do not extend infinitely.
2. Two Endpoints: Each segment has two endpoints, and the length can be measured.
3. Intersection: Line segments can intersect at one point, be collinear, or be non-intersecting.

Relationships Between Points, Lines, Rays, and Line Segments

Understanding how these elements relate to one another is critical for solving geometric problems.

Collinearity

- Points are considered collinear if they lie on the same line.
- To determine if points A, B, and C are collinear, one can verify if the line segment connecting any two points contains the third.

Intersecting Lines and Rays

- Lines can intersect at one point, leading to angles.
- When two rays share an endpoint, they form an angle.
- Two rays that extend in opposite directions form a straight line.

Measuring Line Segments

- The length of a line segment can be determined using the distance formula in a coordinate plane:

$$\text{Distance} = \sqrt{(x_2 - x_1)^2 + (y_2 - y_1)^2}$$

- For example, if Segment AB has endpoints A(1, 2) and B(4, 6), the length can be

calculated as:

$$\text{Length of AB} = \sqrt{(4-1)^2 + (6-2)^2} = \sqrt{9 + 16} = \sqrt{25} = 5$$

Common Problems and Answer Key

Now, let's present some common problems involving points, lines, rays, and line segments, along with answers for each.

Problem 1: Identifying Elements

Question: Identify each of the following as a point, line, ray, or line segment:

- A. AB
- B. CD with arrows above it
- C. Point E
- D. Ray FG

Answer:

- A. Line Segment (AB)
- B. Line (CD)
- C. Point (E)
- D. Ray (FG)

Problem 2: Collinear Points

Question: Are the points A(2, 3), B(4, 5), and C(6, 7) collinear?

Answer: Yes, points A, B, and C are collinear. They lie on the same straight line.

Problem 3: Length of a Line Segment

Question: Calculate the length of the line segment with endpoints (3, 4) and (7, 1).

Answer:

Using the distance formula:

$$\text{Length} = \sqrt{(7-3)^2 + (1-4)^2} = \sqrt{(4)^2 + (-3)^2} = \sqrt{16 + 9} = \sqrt{25} = 5$$

Problem 4: Ray Direction

Question: If Ray AB extends from point A(1, 2) through point B(3, 4), what is the direction of the ray?

Answer: The ray AB extends from point A to point B, moving in the direction of increasing x and y coordinates.

Problem 5: Intersecting Lines

Question: Do the lines represented by the equations $y = 2x + 1$ and $y = -0.5x + 3$ intersect? If so, find the point of intersection.

Answer:

To find the intersection, set the equations equal to each other:

$$\begin{aligned} & \backslash[\\ 2x + 1 &= -0.5x + 3 \\ & \backslash] \end{aligned}$$

Solving for x, we get:

$$\begin{aligned} & \backslash[\\ 2.5x &= 2 \quad \rightarrow \quad x = \frac{2}{2.5} = 0.8 \\ & \backslash] \end{aligned}$$

Substituting x back into one of the equations to find y:

$$\begin{aligned} & \backslash[\\ y &= 2(0.8) + 1 = 2.6 \\ & \backslash] \end{aligned}$$

Thus, the lines intersect at the point (0.8, 2.6).

Conclusion

Understanding points, lines, rays, and line segments is essential to mastering geometry. These fundamental concepts not only form the basis for more advanced geometric principles but also enable students to solve a wide variety of mathematical problems. By familiarizing yourself with their definitions, characteristics, and relationships, you can approach geometry with confidence. The answer key provided offers a practical reference to help reinforce these concepts as you practice and apply your knowledge.

Frequently Asked Questions

What is the difference between a line and a line segment?

A line extends infinitely in both directions without endpoints, while a line segment has two distinct endpoints and is finite in length.

What is a ray in geometry?

A ray is a part of a line that starts at a point (the endpoint) and extends infinitely in one direction.

How do you represent a line segment using notation?

A line segment is represented by its endpoints in bracket notation, such as segment AB, which is written as 'AB' or 'segment AB'.

Can two rays form a line? If so, under what condition?

Yes, two rays can form a line if they have the same endpoint and extend in opposite directions.

What is the importance of points in geometry?

Points serve as the fundamental building blocks in geometry; they have no size but define locations in space and can be used to create lines, line segments, and rays.

How are points, lines, rays, and line segments related?

Points define locations, lines are made up of infinitely many points extending in both directions, line segments are finite portions of lines consisting of two endpoints, and rays are parts of lines that have one endpoint and extend infinitely in one direction.

Find other PDF article:

<https://soc.up.edu.ph/37-lead/Book?docid=RNw31-9581&title=lemon-maple-syrup-and-cayenne-pepper-diet.pdf>

[Points Lines Rays And Line Segments Answer Key](#)

Join Google Play Points

In Google Play, you can earn points and rewards through the Google Play Points rewards program. With Play Points, you can: Earn points for purchases of digital content, in-app items, ...

Local Guides points, levels & badging - Google Help

Measure distance between points You can measure the distance between 2 or more points on the map. For example, you can measure the mileage in a straight line between 2 cities.

How many Nest Wifi Pro, Nest Wifi, or Google Wifi routers or ...

How many Nest Wifi Pro, Nest Wifi, or Google Wifi routers or points do I need? The number of Google Nest Wifi Pro, Nest Wifi, or Google Wifi devices needed to provide coverage for your ...

Obtenir et afficher les itinéraires dans Google Maps

Google Maps vous permet d'obtenir des itinéraires en voiture, en transports en commun, à pied, en partage de course, à vélo, en avion ou à moto. Si plusieurs itinéraires vers votre destination ...

Google Play Help

Official Google Play Help Center where you can find tips and tutorials on using Google Play and other answers to frequently asked questions.

Import map features from a file - Computer - My Maps Help

You can import map features like lines, shapes, and places to your map from KML files, spreadsheets and other files. Import map data to a layer Step 1: Pre

Set up Google Wifi - Google Nest Help

Google Nest Wifi Pro (Wi-Fi 6E) can't be combined with Nest Wifi routers or points or Google Wifi points (Wi-Fi 5) in a mesh network. To get started, you need: Google Wifi point (s) If your ...

Share your real-time location with others in Google Maps

Add, edit, or delete Google Maps reviews & ratings Manage your Google Maps Timeline Discover helpful features in Google Maps Contribute to Google Maps & earn points Share your real-time ...

Unlock the mysteries of geometry with our comprehensive answer key for points

[Back to Home](#)