







Pig Ear Notching Worksheet

Name: _____ Date: _____ Period: _____

Pig Ear Notching Worksheet

Litter Number	Pig Number	Litter Number	Pig Number
	Litter 46 Pig 5		Litter 21 Pig 2
	Litter 121 Pig 12		Litter 95 Pig 7
	Litter 17 Pig 1		Litter 38 Pig 8

Pig ear notching worksheet is an essential tool for pig farmers and breeders, providing an efficient way to identify and track the lineage and health of their swine. This method involves creating a unique identification system through notches on the ears of pigs. The pig ear notching worksheet acts as a record-keeping instrument that helps farmers maintain accurate information about their pigs, which is crucial for breeding programs, veterinary care, and herd management. In this article, we will explore the importance of ear notching, how to effectively use a pig ear notching worksheet, and best practices to ensure the welfare and productivity of your pigs.

Understanding Pig Ear Notching

Pig ear notching is a traditional method used for identifying pigs. Each notch represents a specific number or letter, allowing farmers to distinguish one animal from another easily. This system is vital for several reasons:

- **Identification:** Helps in tracking individual pigs for breeding and health monitoring.
- **Lineage Tracking:** Assists in maintaining breeding records and understanding genetic lines.
- **Health Monitoring:** Facilitates the recording of health issues or treatments administered to specific pigs.
- **Compliance:** Meets regulatory requirements for animal identification in many regions.

The Importance of a Pig Ear Notching Worksheet

A pig ear notching worksheet serves as a crucial document that consolidates all the necessary information about each pig. The advantages of using a worksheet include:

1. Centralized Record Keeping

Maintaining a centralized record of all pigs in the herd is essential. A worksheet allows farmers to keep track of each pig's unique identification number, birth date, breeding history, and health records in one location.

2. Easy Reference

Having a pig ear notching worksheet makes it easier to reference the records quickly. In a busy farm environment, being able to access information at a glance can save time and reduce the likelihood of errors.

3. Improved Breeding Programs

By documenting notches and related information, farmers can make informed decisions about breeding pairs. This can lead to improved genetic diversity and overall herd health.

4. Simplified Compliance

In many areas, regulations require accurate record-keeping for livestock. A pig ear notching worksheet can help ensure compliance with these laws, reducing the risk of penalties.

How to Create a Pig Ear Notching Worksheet

Creating a pig ear notching worksheet is straightforward. Here's how to set one up:

Step 1: Gather Materials

You will need:

- A spreadsheet application (like Microsoft Excel or Google Sheets) or a simple paper format.
- A clear understanding of the notching system used in your herd.

Step 2: Design the Worksheet

Your worksheet should include the following columns:

- **Pig ID:** A unique identifier for each pig, typically the notching pattern.
- **Birth Date:** The date the pig was born.
- **Breed:** The breed of the pig.
- **Gender:** Male or female.
- **Health Records:** A section to note any health issues or treatments.
- **Breeding History:** Information about breeding events.
- **Notes:** Any additional information relevant to the pig.

Step 3: Fill in the Information

As you notch each pig's ear, immediately fill out the worksheet with the relevant details. This ensures that the information is recorded accurately and reduces the chance of forgetting important data.

Best Practices for Pig Ear Notching

To ensure the effectiveness of your ear notching system, here are some best practices to follow:

1. Understand the Notching System

Before you begin notching, familiarize yourself with the notching system you will use. Common systems include the American system, which uses a combination of notches and shapes to represent different numbers.

2. Use Proper Tools

Invest in high-quality ear notching tools to ensure clean cuts. Dull or inappropriate tools can cause unnecessary pain to the pigs and increase the risk of infection.

3. Notch Young Pigs

Notching is usually performed on piglets shortly after birth, as it is easier to handle them and they heal quickly. It's essential to monitor them for any signs of infection after notching.

4. Keep Records Updated

Regularly update your pig ear notching worksheet. Changes in breeding, health, or other significant events should be documented promptly to ensure accuracy.

5. Train Staff

If you have employees or family members helping with the farm, ensure they are trained in the ear notching system and the importance of maintaining accurate records.

Conclusion

A **pig ear notching worksheet** is an invaluable resource for pig farmers looking to optimize their herd management and breeding programs. By creating an organized system for tracking pigs through ear notching, farmers can ensure better health monitoring, efficient breeding practices, and compliance with regulations. Implementing best practices in ear notching and maintaining accurate records will lead to healthier pigs and a more productive operation. With the right tools and information at your disposal, managing your pigs' identification will become a streamlined process, allowing you to focus on other critical aspects of your farming business.

Frequently Asked Questions

What is a pig ear notching worksheet?

A pig ear notching worksheet is a tool used by farmers and breeders to record and track the identification notches made in the ears of pigs, which helps manage breeding and lineage.

Why is ear notching important in pig farming?

Ear notching is important for identification purposes, allowing farmers to distinguish between individual animals, track their lineage, and manage breeding more effectively.

What information is typically included in a pig ear notching worksheet?

A pig ear notching worksheet typically includes the pig's identification number, date of notching, the specific notch pattern, and the breeder's name.

How do you create a pig ear notching worksheet?

To create a pig ear notching worksheet, you can use a template or spreadsheet software to set up columns for the necessary information such as ID, notch pattern, and notes.

What are the standard notch patterns used in pig ear notching?

Standard notch patterns vary by region but generally consist of a series of small holes or notches made in specific locations on the pig's ear to denote different identifiers.

Can digital tools be used for tracking pig ear notching?

Yes, there are various digital tools and software available that can help in tracking pig ear notching, allowing for easier management and record-keeping.

How can farmers ensure accuracy in ear notching?

Farmers can ensure accuracy by following a consistent notching system, using clear documentation such as the worksheet, and double-checking the notches against records.

Is there a specific age at which pigs should be notched?

Pigs are typically notched shortly after birth, usually within the first few days to ensure proper identification as they grow.

What are the common challenges faced with ear notching?

Common challenges include keeping accurate records, ensuring the notching is done correctly, and managing the stress of the animal during the process.

Are there alternatives to ear notching for pig identification?

Yes, alternatives include using ear tags, tattoos, or electronic identification systems, which can provide additional options for tracking and managing pig populations.

Find other PDF article:

<https://soc.up.edu.ph/64-frame/Book?trackid=eXd78-5389&title=usabo-2020-open-exam.pdf>

Pig Ear Notching Worksheet

Weight - Monitoring and Management (Underweight ... - The ...

Mar 10, 2009 · Losing 100g in a small or underweight guinea pig is a much more concerning loss than the same in a large or overweight guinea pig. Each guinea pig has a different ideal weight ...

Enrichment Ideas for Guinea Pigs | The Guinea Pig Forum

Mar 10, 2009 · The more interaction and stimulation a guinea pig has, the brighter, happier and healthier it generally is. Companionship is the best gift you can ever make your single guinea ...

Probiotics - The Guinea Pig Forum

Jul 25, 2007 · The pig who had diarrhoea (started after too many spring greens) was taken off all veggies, put on hay & probiotic for almost a week but her poops were still like thick gravy & not ...

Ruptured cyst | The Guinea Pig Forum

Apr 2, 2025 · Hello my guineapig had a cyst for a year wich has now burst and left an open wound . I have been quoted 400 - 700 pound to get it removed . I am currently cleaning with saline ...

How To Make A Cage Liner (with Pics) | The Guinea Pig Forum

Mar 22, 2011 · 4piggiepigs Adult Guinea Pig Joined Sep 9, 2010 Messages 2,056 Reaction score 10 Points 525 Location peterborough Mar 22, 2011 #11 If you have one large fleece you can ...

Stringy Poo? - The Guinea Pig Forum

Sep 18, 2014 · Heya my guinea pig has had lots of issues this month regarding her bladder and now her gut. She had bladder stone surgery a few weeks back, everything went well and good ...

Home-made treat recipes.... | The Guinea Pig Forum

Jul 30, 2006 · We thought it would be nice to share any home-made treats we make for our guinea pigs. If you could just post the recipes here, so everything is kept together.

Warning About Vicks (distressing Content) - The Guinea Pig Forum

Jan 27, 2010 · There is a common belief that Vicks can be used to clear nasal congestion either by putting on the pig's nose or on an area in or on the outside of the cage. It has also been ...

F10 Disinfectant - The Guinea Pig Forum

Jul 16, 2017 · how soon after spraying the hutch with f10 disinfectant can I return my Guinea pig back to his hutch?

How To Make Homemade Guinea Pig Treats

Jun 6, 2015 · anniedabannie Junior Guinea Pig Joined Jun 6, 2015 Messages 284 Reaction score 397 Points 390 Location Buckinghamshire Jul 13, 2015 #1 Recipe originally from ...

Weight - Monitoring and Management (Underweight ... - Th...

Mar 10, 2009 · Losing 100g in a small or underweight guinea pig is a much more concerning loss than the same in a large ...

Enrichment Ideas for Guinea Pigs | The Guinea Pig Forum

Mar 10, 2009 · The more interaction and stimulation a guinea pig has, the brighter, happier and healthier it generally is. ...

Probiotics - The Guinea Pig Forum

Jul 25, 2007 · The pig who had diarrhoea (started after too many spring greens) was taken off all veggies, put on hay & ...

Ruptured cyst | The Guinea Pig Forum

Apr 2, 2025 · Hello my guineapig had a cyst for a year wich has now burst and left an open wound . I have been quoted 400 - ...

How To Make A Cage Liner (with Pics) | The Guinea Pig Forum

Mar 22, 2011 · 4piggiepigs Adult Guinea Pig Joined Sep 9, 2010 Messages 2,056 Reaction score 10
Points 525 Location ...

"Master pig ear notching with our comprehensive worksheet! Enhance your livestock management skills and streamline your process. Learn more today!"

[Back to Home](#)