

# Play Of The Hand Bridge



**Play of the hand bridge** is a critical aspect of the game that can determine the outcome of a match. Understanding how to navigate this phase of a bridge hand can enhance your gameplay, whether you are a novice or an experienced player. In this article, we will delve into the intricacies of the play of the hand in bridge, exploring strategies, techniques, and common pitfalls to avoid. By mastering these elements, you can significantly increase your chances of success at the bridge table.

## Understanding the Basics of Play of the Hand in Bridge

In bridge, the play of the hand begins after the bidding phase has concluded. The declarer, who is the player that wins the contract, will aim to fulfill their bid by winning a specific number of tricks. The play of the hand involves various strategies, including how to effectively manage your cards and outmaneuver your opponents.

### What is a Trick?

A trick consists of four cards played, one from each player in rotation. The player who plays the highest-ranked card of the leading suit wins the trick, unless a trump card is played, which can overpower any card of the other suits.

### Roles in the Play of the Hand

In the context of the play of the hand in bridge, there are three key roles:

1. Declarer: The player who won the contract and is responsible for making the required number of tricks.
2. Dummy: The declarer's partner, whose cards are laid face up on the table after the opening lead.

The declarer controls these cards during play.

3. Defenders: The two players who are not part of the declaring side. Their goal is to prevent the declarer from making the required number of tricks.

## Strategies for Declarers

To successfully navigate the play of the hand, the declarer must employ several strategic techniques. Here are some essential strategies that can enhance your performance:

### 1. Counting High Cards

When you begin the play of the hand, it's crucial to assess the high card points (HCP) in your hand and the dummy's hand.

- A general guideline is:
- Ace = 4 points
- King = 3 points
- Queen = 2 points
- Jack = 1 point

Using this point count, you can gauge how strong your position is and make informed decisions regarding your play.

### 2. Establishing Long Suits

Another vital strategy is to establish your long suits. This involves playing your cards in a way that allows you to win multiple tricks in a suit where you have a majority.

- To establish a long suit:
- Play high cards first to draw out opponents' honors.
- Use your low cards to maintain control once the opponents' high cards are exhausted.

### 3. Managing Entries

Entries refer to the ability to access the dummy's hand. Proper management of entries is essential for a successful play.

- Consider the following:
- Always keep an eye on which cards will allow you to return to the dummy.
- Use your high cards wisely to create a pathway back to the dummy's strong suits.

## 4. Timing and Order of Play

The order in which you play your cards can significantly impact the outcome of the hand.

- Tips for optimal timing:
- Delay playing your high cards until necessary to avoid giving away information to the defenders.
- Be mindful of the opponents' distributions and play accordingly.

## Defensive Strategies

While the declarer is focused on fulfilling their contract, the defenders are equally tasked with thwarting their plans. Here are strategies that defenders can employ during the play of the hand:

### 1. Leading the Right Suit

Choosing the right suit to lead is crucial for defenders.

- Consider leading:
- From a strong suit to force the declarer to play their high cards.
- A singleton to disrupt the declarer's strategy.

### 2. Counting the Cards

Defenders should keep track of the cards that have been played. This helps in determining the distribution of the remaining cards.

- Key points to remember:
- Count the high cards played by both the declarer and dummy.
- Pay attention to the suits being played to anticipate the declarer's strategy.

### 3. Communication Between Defenders

Effective communication is essential for defenders to coordinate their defense.

- Use signals:
- Encourage your partner to play certain cards by leading with your highest card in a suit.
- Discuss strategies during the bidding phase to align your goals during the play.

# Common Pitfalls to Avoid

Despite the best strategies, players can fall into traps that lead to a loss. Here are some common pitfalls to avoid during the play of the hand:

## 1. Failing to Count Points

Not paying attention to high card points can lead to misjudged contracts. Always assess the strength of your hand and the dummy's hand before playing.

## 2. Overplaying Cards

Playing high cards too early can give away control to your opponents. Be strategic about when to release your high cards.

## 3. Ignoring the Opponents' Signals

Pay attention to the cards your opponents play. Ignoring their actions can result in missed opportunities to thwart their strategy.

## 4. Poor Communication with Your Partner

Bridge is a partnership game, and a lack of communication can lead to confusion. Ensure you and your partner are on the same page regarding strategies and signals.

## Conclusion

Mastering the play of the hand in bridge requires a combination of strategy, foresight, and communication. By understanding the roles of each player, employing strategic techniques, and avoiding common pitfalls, you can enhance your skills and enjoy the game to its fullest. Whether you are a beginner or an experienced player, the continuous study of the play of the hand will contribute to your growth in this timeless card game. Remember, practice makes perfect, and with time, you will become more adept at navigating the complexities of bridge.

## Frequently Asked Questions

## **What is the primary goal during the play of the hand in bridge?**

The primary goal is to win as many tricks as possible by playing your cards strategically and utilizing your hand's strengths.

## **How does the concept of 'trump' affect the play of the hand?**

Trump cards can beat any card from other suits, allowing players to win tricks even when they do not have the highest card in the leading suit.

## **What is the significance of counting the hand's high card points (HCP) during the play?**

Counting HCP helps players evaluate the strength of their hand and decide on bidding and playing strategies.

## **What strategies can a declarer use in the play of the hand?**

Declarers can use various strategies such as establishing long suits, managing entries, and utilizing finesses to maximize their tricks.

## **What is a 'finesse' in bridge, and how is it used in the play of the hand?**

A finesse is a technique used to win a trick by playing a lower card to capture a higher card held by an opponent, often maximizing the number of tricks won.

## **How important is communication between partners during the play of the hand?**

Communication is crucial; while verbal communication is not allowed during play, partners must use bidding and card play signals to convey information about their hands.

## **What are the common mistakes to avoid during the play of the hand?**

Common mistakes include mismanaging entries, failing to establish long suits, and not keeping track of the opponents' cards.

## **How does the position of the players affect the play of the hand?**

The position of players (dealer, dummy, and opponents) affects the strategy, as it determines who leads, who plays last, and how information is shared.

## **What role does the dummy hand play in the play of the hand?**

The dummy hand is revealed after the opening lead and provides the declarer with additional cards

to play, offering strategic advantages in planning the play.

**What is meant by 'suit management' in the context of the play of the hand?**

Suit management involves making decisions about which cards to play in order to control the flow of the game, establish long suits, and prevent opponents from winning tricks.

Find other PDF article:

<https://soc.up.edu.ph/43-block/pdf?docid=NvK19-5882&title=neil-gaiman-make-good-art.pdf>

## Play Of The Hand Bridge

 *Google Play*

Google Play Google Play Google Play Google Play ...

## Find the Google Play Store app

Open the Play Store app On your device, go to the Apps section. Tap Google Play Store . The app will open and you can search and browse for content to download.

**Get Android apps & digital content from the Google Play Store**

You can use Play store filters to search or browse apps and games that are compatible with each of your devices. On your phone: Open the Google Play app . At the top, search for an app or ...

**Descargar aplicaciones Android y contenido digital de Google Play ...**

Google Play Store pone a tu disposición aplicaciones, juegos y contenido digital que puedes descargar en tu dispositivo. En algunos casos, también puedes usar aplicaciones ...

## Get started with Google Play

What you can do with Google Play Get games for Android devices and Chromebooks. Download Google Play Games Mobile App. Rent or buy movies and TV shows. Go to Google Play ...











[Download apps & digital content - Google Play Help](#)

To download an app: Open Google Play. On your Android device, open the Google Play app . On your Computer, go to [play.google.com](https://play.google.com). Search or browse for an app or content. Select an ...

## Get started with Google Play

What you can do with Google Play Get games for Android devices and Chromebooks. Download Google Play Games Mobile App. Rent or buy movies and TV shows. Download the Google TV ...



Google Play Android Google Play ...

Official Google Play Help Center where you can find tips and tutorials on using Google Play and other answers to frequently asked questions.

Google Play Google Play Google Play ...

Open the Play Store app On your device, go to the Apps section. Tap Google Play Store . The app will open and you can search and browse for content to download.

You can use Play store filters to search or browse apps and games that are compatible with each of your devices. On your phone: Open the Google Play app . At the top, search for an app or ...

Google Play Store pone a tu disposición aplicaciones, juegos y contenido digital que puedes descargar en tu dispositivo. En algunos casos, también puedes usar aplicaciones ...

What you can do with Google Play Get games for Android devices and Chromebooks. Download Google Play Games Mobile App. Rent or buy movies and TV shows. Go to Google Play ...

To download an app: Open Google Play. On your Android device, open the Google Play app . On your Computer, go to [play.google.com](https://play.google.com). Search or browse for an app or content. Select an ...

What you can do with Google Play Get games for Android devices and Chromebooks. Download Google Play Games Mobile App. Rent or buy movies and TV shows. Download the Google TV ...









































































□ Google Play □□□□ Android □□□□□□□□□□ Google Play □□□□□□□□□□□□□□ □□□□□ □□□□□□□□□□  
□□□ □□□□□□□□□□ ...

Official Google Play Help Center where you can find tips and tutorials on using Google Play and other answers to frequently asked questions.

Master the play of the hand in bridge with our expert tips and strategies. Enhance your skills and

elevate your game today! Learn more now!

[Back to Home](#)