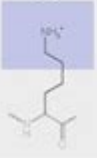
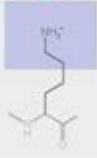
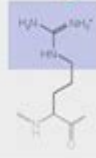
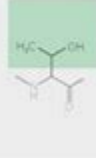


Point Mutation Biology Definition

	Point mutations				
	No mutation	Silent	Nonsense	Missense	
				conservative	non-conservative
DNA level	TTC	TTT	ATC	TCC	TGC
mRNA level	AAG	AAA	UAG	AGG	ACG
protein level	Lys	Lys	STOP	Arg	Thr
					
				basic	polar

POINT MUTATION BIOLOGY DEFINITION REFERS TO A SPECIFIC TYPE OF GENETIC MUTATION WHERE A SINGLE NUCLEOTIDE BASE PAIR IN DNA IS ALTERED. THIS SEEMINGLY MINOR CHANGE CAN HAVE SIGNIFICANT EFFECTS ON THE STRUCTURE AND FUNCTION OF PROTEINS, ULTIMATELY INFLUENCING AN ORGANISM'S TRAITS OR HEALTH. UNDERSTANDING POINT MUTATIONS IS CRUCIAL IN FIELDS RANGING FROM GENETICS AND MOLECULAR BIOLOGY TO MEDICINE AND EVOLUTIONARY BIOLOGY. IN THIS ARTICLE, WE WILL EXPLORE THE DEFINITION OF POINT MUTATIONS, THEIR TYPES, CAUSES, CONSEQUENCES, AND THEIR RELEVANCE IN VARIOUS BIOLOGICAL CONTEXTS.

WHAT IS A POINT MUTATION?

A POINT MUTATION IS A GENETIC ALTERATION WHERE ONE NUCLEOTIDE IN THE DNA SEQUENCE IS REPLACED, INSERTED, OR DELETED. THIS CHANGE CAN OCCUR IN A GENE OR IN REGULATORY REGIONS OF THE DNA, AFFECTING HOW GENES ARE EXPRESSED. THE SIMPLEST FORM OF MUTATION, POINT MUTATIONS, CAN HAVE FAR-REACHING CONSEQUENCES DUE TO THEIR ROLE IN PROTEIN SYNTHESIS AND GENE REGULATION.

TYPES OF POINT MUTATIONS

POINT MUTATIONS CAN BE CLASSIFIED INTO THREE PRIMARY CATEGORIES BASED ON THEIR EFFECTS ON THE AMINO ACID SEQUENCE OF PROTEINS:

1. **SILENT MUTATIONS:** THESE MUTATIONS DO NOT CHANGE THE AMINO ACID SEQUENCE OF THE PROTEIN. THEY OCCUR IN A CODON THAT CODES FOR THE SAME AMINO ACID DUE TO THE REDUNDANCY OF THE GENETIC CODE. FOR EXAMPLE, IF A CODON CHANGES FROM GAA TO GAG, BOTH STILL CODE FOR GLUTAMIC ACID.
2. **MISSENSE MUTATIONS:** THESE MUTATIONS RESULT IN THE SUBSTITUTION OF ONE AMINO ACID FOR ANOTHER IN THE PROTEIN SEQUENCE. DEPENDING ON THE NATURE OF THE AMINO ACIDS INVOLVED, THIS CAN LEAD TO A FUNCTIONAL CHANGE IN THE PROTEIN. AN EXAMPLE IS THE SICKLE CELL MUTATION, WHERE ADENINE IS REPLACED BY THYMINE IN THE BETA-GLOBIN GENE, RESULTING IN THE SUBSTITUTION OF VALINE FOR GLUTAMIC ACID.
3. **NONSENSE MUTATIONS:** THESE MUTATIONS CREATE A PREMATURE STOP CODON IN THE PROTEIN SEQUENCE. THIS LEADS TO THE SYNTHESIS OF A TRUNCATED PROTEIN, WHICH IS OFTEN NON-FUNCTIONAL. FOR INSTANCE, IF A CODON THAT

ORIGINALLY CODED FOR AN AMINO ACID CHANGES TO A STOP CODON (E.G., UAC TO UAA), THE RESULTING PROTEIN MAY NOT PERFORM ITS BIOLOGICAL FUNCTION.

CAUSES OF POINT MUTATIONS

POINT MUTATIONS CAN ARISE FROM VARIOUS SOURCES, AND UNDERSTANDING THESE CAUSES IS ESSENTIAL FOR GRASPING THEIR BIOLOGICAL IMPLICATIONS. THE PRIMARY CAUSES INCLUDE:

1. SPONTANEOUS MUTATIONS

THESE MUTATIONS OCCUR NATURALLY DURING DNA REPLICATION OR REPAIR PROCESSES. ERRORS CAN HAPPEN WHEN DNA POLYMERASE INSERTS THE WRONG NUCLEOTIDE, LEADING TO MISMATCHES. IF THESE MISTAKES ARE NOT CORRECTED BY THE CELL'S REPAIR MECHANISMS, THEY CAN BECOME PERMANENT MUTATIONS.

2. INDUCED MUTATIONS

INDUCED MUTATIONS RESULT FROM EXTERNAL FACTORS, SUCH AS:

- **CHEMICAL AGENTS:** CERTAIN CHEMICALS, KNOWN AS MUTAGENS, CAN INTERACT WITH DNA AND CAUSE CHANGES. FOR INSTANCE, ALKYLATING AGENTS CAN ADD ALKYL GROUPS TO DNA BASES, LEADING TO INCORRECT BASE PAIRING.
- **RADIATION:** IONIZING RADIATION (LIKE X-RAYS) AND NON-IONIZING RADIATION (LIKE UV LIGHT) CAN DAMAGE DNA, LEADING TO POINT MUTATIONS. UV LIGHT CAN CAUSE THYMINES DIMERS, WHICH, IF NOT REPAIRED, CAN RESULT IN ERRORS DURING DNA REPLICATION.
- **BIOLOGICAL AGENTS:** SOME VIRUSES CAN INSERT THEIR GENETIC MATERIAL INTO A HOST'S DNA, POTENTIALLY CAUSING MUTATIONS. ADDITIONALLY, TRANSPOSABLE ELEMENTS, OR "JUMPING GENES," CAN DISRUPT NORMAL GENETIC SEQUENCES, LEADING TO MUTATIONS.

CONSEQUENCES OF POINT MUTATIONS

THE IMPACT OF POINT MUTATIONS CAN VARY WIDELY, FROM BENIGN TO HARMFUL. UNDERSTANDING THESE CONSEQUENCES IS CRITICAL IN VARIOUS BIOLOGICAL AND MEDICAL CONTEXTS.

1. GENETIC DISORDERS

POINT MUTATIONS ARE A COMMON CAUSE OF GENETIC DISORDERS. FOR EXAMPLE, THE AFOREMENTIONED SICKLE CELL DISEASE IS CAUSED BY A MISSENSE MUTATION IN THE HBB GENE. OTHER CONDITIONS, SUCH AS CYSTIC FIBROSIS AND TAY-SACHS DISEASE, ARE ALSO LINKED TO POINT MUTATIONS.

2. CANCER

MANY CANCERS ARE ASSOCIATED WITH MUTATIONS IN ONCOGENES AND TUMOR SUPPRESSOR GENES. POINT MUTATIONS CAN ACTIVATE ONCOGENES OR INACTIVATE TUMOR SUPPRESSOR GENES, LEADING TO UNCONTROLLED CELL GROWTH. UNDERSTANDING THESE MUTATIONS IS CRUCIAL FOR DEVELOPING TARGETED THERAPIES IN ONCOLOGY.

3. EVOLUTIONARY IMPLICATIONS

POINT MUTATIONS PLAY A SIGNIFICANT ROLE IN EVOLUTION BY INTRODUCING GENETIC DIVERSITY INTO POPULATIONS. OVER TIME, BENEFICIAL MUTATIONS CAN BE SELECTED FOR, LEADING TO ADAPTATION AND SPECIATION. THE GRADUAL ACCUMULATION OF POINT MUTATIONS CONTRIBUTES TO THE GENETIC VARIATION ESSENTIAL FOR NATURAL SELECTION.

DETECTION AND ANALYSIS OF POINT MUTATIONS

DETECTING POINT MUTATIONS IS VITAL FOR RESEARCH, DIAGNOSTICS, AND THERAPEUTIC PURPOSES. SEVERAL TECHNIQUES HAVE BEEN DEVELOPED FOR THIS PURPOSE, INCLUDING:

1. DNA SEQUENCING

DNA SEQUENCING TECHNOLOGIES, SUCH AS SANGER SEQUENCING AND NEXT-GENERATION SEQUENCING (NGS), ALLOW RESEARCHERS TO DETERMINE THE PRECISE SEQUENCE OF NUCLEOTIDES IN A DNA MOLECULE. THESE METHODS CAN IDENTIFY POINT MUTATIONS AT HIGH RESOLUTION.

2. PCR AND GEL ELECTROPHORESIS

POLYMERASE CHAIN REACTION (PCR) CAN AMPLIFY SPECIFIC DNA SEQUENCES, MAKING IT EASIER TO ANALYZE FOR MUTATIONS. GEL ELECTROPHORESIS CAN BE USED TO SEPARATE THE PCR PRODUCTS AND VISUALIZE CHANGES IN SIZE OR SEQUENCE.

3. CRISPR-Cas9 TECHNOLOGY

CRISPR-Cas9 IS A REVOLUTIONARY GENE-EDITING TOOL THAT ALLOWS FOR THE PRECISE INSERTION, DELETION, OR REPLACEMENT OF NUCLEOTIDES IN THE DNA SEQUENCE. THIS TECHNOLOGY HAS TRANSFORMED THE STUDY OF POINT MUTATIONS, ENABLING RESEARCHERS TO CREATE SPECIFIC MUTATIONS FOR EXPERIMENTAL PURPOSES.

CONCLUSION

IN SUMMARY, THE **POINT MUTATION BIOLOGY DEFINITION** ENCOMPASSES A FUNDAMENTAL CONCEPT IN GENETICS THAT REFERS TO THE ALTERATION OF A SINGLE NUCLEOTIDE IN THE DNA SEQUENCE. THESE MUTATIONS CAN BE SILENT, MISSENSE, OR NONSENSE, EACH HAVING DIFFERENT IMPLICATIONS FOR PROTEIN FUNCTION AND ORGANISMAL TRAITS. UNDERSTANDING THE CAUSES AND CONSEQUENCES OF POINT MUTATIONS IS ESSENTIAL FOR VARIOUS FIELDS, INCLUDING MEDICINE, EVOLUTIONARY BIOLOGY, AND BIOTECHNOLOGY. AS RESEARCH ADVANCES, PARTICULARLY IN GENE EDITING TECHNOLOGIES, THE ABILITY TO MANIPULATE POINT MUTATIONS WILL FURTHER ENHANCE OUR UNDERSTANDING OF GENETICS AND ITS APPLICATIONS IN HEALTH AND DISEASE.

FREQUENTLY ASKED QUESTIONS

WHAT IS A POINT MUTATION IN BIOLOGY?

A POINT MUTATION IS A CHANGE IN A SINGLE NUCLEOTIDE BASE PAIR IN THE DNA SEQUENCE, WHICH CAN OCCUR DUE TO VARIOUS FACTORS SUCH AS ERRORS DURING DNA REPLICATION OR EXPOSURE TO CERTAIN CHEMICALS.

WHAT ARE THE TYPES OF POINT MUTATIONS?

THERE ARE THREE MAIN TYPES OF POINT MUTATIONS: SILENT MUTATIONS (NO CHANGE IN AMINO ACID), MISSENSE MUTATIONS (CHANGE IN ONE AMINO ACID), AND NONSENSE MUTATIONS (CREATION OF A STOP CODON).

HOW DO POINT MUTATIONS AFFECT GENE FUNCTION?

POINT MUTATIONS CAN ALTER THE FUNCTION OF A GENE BY CHANGING THE AMINO ACID SEQUENCE OF THE PROTEIN IT ENCODES, POTENTIALLY LEADING TO LOSS OF FUNCTION OR GAIN OF FUNCTION DEPENDING ON THE NATURE OF THE MUTATION.

CAN POINT MUTATIONS LEAD TO DISEASES?

YES, POINT MUTATIONS CAN LEAD TO GENETIC DISORDERS AND DISEASES, SUCH AS SICKLE CELL ANEMIA, WHICH IS CAUSED BY A SINGLE NUCLEOTIDE CHANGE IN THE HEMOGLOBIN GENE.

HOW ARE POINT MUTATIONS DETECTED IN THE LABORATORY?

POINT MUTATIONS CAN BE DETECTED USING VARIOUS TECHNIQUES, INCLUDING PCR (POLYMERASE CHAIN REACTION), DNA SEQUENCING, AND RESTRICTION FRAGMENT LENGTH POLYMORPHISM (RFLP) ANALYSIS.

WHAT ROLE DO POINT MUTATIONS PLAY IN EVOLUTION?

POINT MUTATIONS CONTRIBUTE TO GENETIC DIVERSITY WITHIN POPULATIONS AND CAN BE A SOURCE OF NEW TRAITS, WHICH MAY BE ACTED UPON BY NATURAL SELECTION, THUS DRIVING EVOLUTIONARY PROCESSES.

Find other PDF article:

<https://soc.up.edu.ph/58-view/Book?trackid=VFQ03-8493&title=the-bedford-introduction-to-literature-9th-edition.pdf>

Point Mutation Biology Definition

“point” _____

point _____ 1 point _____ 1 point out _____ “_____” _____ ...

point at _____ **point to** _____ - _____

1 _____ point at _____ [point æt] _____ [point æt] _____... _____; _____ point to _____ [point tu:] _____ [point tu] _____; ...

ppt _____ **ppt** _____

May 7, 2024 · ppt _____ ppt _____ PowerPoint _____ ...

point _____ - _____

point 点 [pɔɪnt] n.点;要点;点 vt.指出;指出;指出 vi.指出;指出 1 I ...

invalid floating point operation 无效浮点运算

Aug 16, 2024 · invalid floating point operation” 无效浮点运算 ...

“point” 点

point 点 1 point 点 1 point out “点,点” 指出;指出;指出 The teacher pointed out the mistakes in ...

point at 点 [pɔɪnt æt] [pɔɪnt æt] 点...点;点;点 point to [pɔɪnt tu:] [pɔɪnt tu] 点;点...点

1 point at [pɔɪnt æt] [pɔɪnt æt] 点...点;点;点 point to [pɔɪnt tu:] [pɔɪnt tu] 点;点...点 [点];点;点 2 point to [pɔɪnt tu] point to ...

ppt 点 [pɔɪnt] ppt 点 [pɔɪnt] ppt 点 [pɔɪnt]

May 7, 2024 · ppt 点 [pɔɪnt] ppt 点 [pɔɪnt] ppt 点 [pɔɪnt] PowerPoint 点 [pɔɪnt] 1. ppt PowerPoint 点 [pɔɪnt] 2. ppt PowerPoint “点”点 ...

point 点 [pɔɪnt] - 点 [pɔɪnt]

point 点 [pɔɪnt] point 点 [pɔɪnt] n.点;要点;点 vt.指出;指出;指出 vi.指出;指出 1 I take your point (= understand and accept what you are saying)

invalid floating point operation 无效浮点运算

Aug 16, 2024 · invalid floating point operation” 无效浮点运算 ...

ppt 点 [pɔɪnt] 2 ppt 点 [pɔɪnt] - 点 [pɔɪnt]

Mar 16, 2023 · ppt 点 [pɔɪnt] 2 ppt 点 [pɔɪnt] ppt 点 [pɔɪnt] PPT 点 [pɔɪnt] 1 ppt PPT 点 [pɔɪnt] 2 ppt ...

Service fédéral des Pensions - SFPD

Le Service Pensions calcule et paie les pensions des salariés, indépendants et fonctionnaires, et fournit des informations sur la planification et la demande de pension.

condition 条件 [kənˈdɪʃən] **case** 案例 [keɪs] **point** 点 [pɔɪnt] **stage** 阶段 [steɪdʒ] **w...**

Jan 24, 2017 · where 点 [pɔɪnt] case 案例 [keɪs] condition 条件 [kənˈdɪʃən] situation 情况 [sɪˈtʃuːən] position 位置 [pəˈzɪʃən] point 点 [pɔɪnt] stage 阶段 [steɪdʒ] where 点 [pɔɪnt] I can think of many cases ...

NBA 点 [pɔɪnt] **C** 点 [pɔɪnt] **PF** 点 [pɔɪnt] **SF** 点 [pɔɪnt] **SG** 点 [pɔɪnt] **PG** 点 [pɔɪnt]

PF 点 [pɔɪnt] power forward=点 [pɔɪnt] PG 点 [pɔɪnt] point guard=点 [pɔɪnt] C 点 [pɔɪnt] center 点 [pɔɪnt] SG 点 [pɔɪnt] shooting guard 点 [pɔɪnt] SF 点 [pɔɪnt] small forward=点 [pɔɪnt] 点 [pɔɪnt] 5 点 [pɔɪnt] NBA 点 [pɔɪnt] ...

ppt 点 [pɔɪnt] - 点 [pɔɪnt]

ppt 点 [pɔɪnt] 1. ppt PPT 点 [pɔɪnt] 2. ppt PPT 点 [pɔɪnt] 3. ppt PPT 点 [pɔɪnt] ...

Discover the definition of point mutation in biology and its significance in genetics. Learn more about how these mutations impact organisms and evolution!

[Back to Home](#)