


Plot Worksheets For 3rd Grade













Name

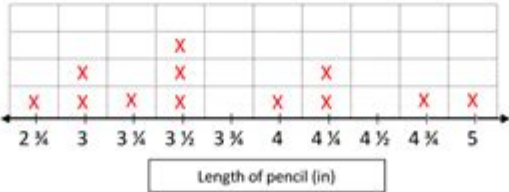
Date




CREATING LINE PLOTS SHEET 3:2 ANSWERS

Find the lengths of the 12 pencils to the nearest $\frac{1}{4}$ inch, then complete the line plot.

Pencil	Length (in.)
	4
	$3\frac{1}{2}$
	$4\frac{1}{4}$
	$3\frac{1}{2}$
	5
	3
	$4\frac{1}{4}$
	$4\frac{1}{4}$
	$2\frac{1}{4}$
	$3\frac{1}{2}$
	3
	$3\frac{1}{2}$





Plot worksheets for 3rd grade are essential tools that help young learners understand the fundamental elements of storytelling. In third grade, students are beginning to develop their narrative skills and comprehension abilities, making it an ideal time to introduce structured worksheets that guide them through the components of a plot. These worksheets not only enhance writing skills but also foster critical thinking as students analyze various stories. This article will explore the importance of plot worksheets, the key components of a plot, and how teachers and parents can effectively use these resources to support third-grade literacy.

The Importance of Plot Worksheets in 3rd Grade

Education

Plot worksheets serve several vital functions in a third grader's education. Here are some reasons why they are particularly beneficial:

- **Enhancing Comprehension:** Plot worksheets help students identify the main events in a story, improving their overall understanding of the material.
- **Building Writing Skills:** By outlining plots, students learn how to structure their own stories, which is crucial for their writing development.
- **Encouraging Critical Thinking:** Analyzing plots requires students to think critically about characters, settings, and conflicts, fostering deeper engagement with the text.
- **Promoting Discussion:** Worksheets can serve as a springboard for classroom discussions, allowing students to share their interpretations of different stories.

Key Components of a Plot

Understanding the elements of a plot is crucial for students as they engage with narratives. A plot typically consists of several essential components:

1. Exposition

The exposition introduces the characters, setting, and basic situation. It sets the stage for the story and gives readers the necessary background information.

2. Rising Action

The rising action comprises a series of events that create suspense and lead up to the climax. This section of the plot builds tension and develops the main conflict.

3. Climax

The climax is the turning point of the story, where the main conflict reaches its peak. It is often the most exciting part of the narrative, where characters face their greatest challenges.

4. Falling Action

Following the climax, the falling action consists of events that occur as a result of the climax. This part of the plot begins to resolve the conflict and leads toward the conclusion.

5. Resolution

The resolution ties up loose ends and provides a conclusion to the story. It reveals the outcomes for the characters and resolves the primary conflict.

Types of Plot Worksheets for 3rd Grade

There are various types of plot worksheets designed for third graders that cater to different learning objectives. Here are some popular options:

- **Story Map Worksheets:** These worksheets visually represent the elements of a plot, allowing students to fill in details about the exposition, rising action, climax, falling action, and resolution.
- **Character and Conflict Analysis:** Worksheets that focus on characters and conflicts help students delve deeper into the motivations and challenges faced by the characters in a story.
- **Plot Summary Worksheets:** These worksheets encourage students to summarize the plot of a story in their own words, reinforcing their understanding of narrative structure.
- **Graphic Organizers:** Graphic organizers, such as Venn diagrams or flow charts, can help students visualize relationships between different plot elements and how they connect.

How to Use Plot Worksheets Effectively

To maximize the benefits of plot worksheets, teachers and parents should consider the following strategies:

1. Integrate with Reading Activities

Plot worksheets should be used in conjunction with reading activities. After reading a story, students can complete a plot worksheet to reinforce their understanding and retention of the material.

2. Encourage Collaboration

Pair students up to complete plot worksheets together. Working collaboratively fosters discussion and allows students to share their perspectives on the plot.

3. Use Diverse Texts

Incorporate a variety of genres and texts when using plot worksheets. This diversity exposes

students to different narrative styles and structures, enhancing their overall literacy skills.

4. Provide Guidance and Feedback

As students work on their plot worksheets, offer guidance and constructive feedback. Encourage them to think critically about the elements of the plot and how they relate to one another.

5. Create a Plot Workshop

Host a plot workshop in the classroom where students can present their completed worksheets. This activity allows students to share their insights and learn from their peers.

Benefits of Using Plot Worksheets Beyond 3rd Grade

While plot worksheets are particularly beneficial for third graders, their advantages extend beyond this grade level. As students progress in their education, they can continue to refine their storytelling and analytical skills. Here are some long-term benefits:

- **Improved Analytical Skills:** By regularly engaging with plot structures, students develop stronger analytical skills that benefit them in various subjects.
- **Confidence in Writing:** Understanding plot elements gives students the confidence to express their ideas and narratives more clearly and effectively.
- **Enhanced Communication Skills:** Discussing plot elements helps students articulate their thoughts, leading to improved verbal and written communication skills.
- **Life Skills:** Analyzing plots helps students understand conflicts and resolutions in real life, fostering critical thinking and problem-solving abilities.

Conclusion

In summary, **plot worksheets for 3rd grade** are invaluable educational resources that support young learners in developing essential literacy skills. By understanding and analyzing the elements of a plot, students not only enhance their reading comprehension but also build a foundation for effective writing and critical thinking. As educators and parents utilize these worksheets in various creative ways, they can inspire a love for storytelling and strengthen the academic skills that will serve students well into their future learning endeavors.

Frequently Asked Questions

What are plot worksheets for 3rd grade?

Plot worksheets for 3rd grade are educational resources designed to help students understand the elements of a story, including the setting, characters, conflict, and resolution, through structured exercises.

How can plot worksheets benefit 3rd graders?

These worksheets enhance comprehension skills, encourage critical thinking, and help students identify key components of narratives, which are essential for both reading and writing proficiency.

What types of activities are included in plot worksheets for 3rd grade?

Activities may include story mapping, sequencing events, identifying main ideas, and summarizing plots, as well as creative writing prompts to develop their own stories.

Where can teachers find printable plot worksheets for 3rd graders?

Teachers can find printable plot worksheets on educational websites, teacher resource platforms, and in downloadable formats from online marketplaces dedicated to educational materials.

How can parents use plot worksheets at home?

Parents can use these worksheets to support their child's reading practice by discussing stories together, completing worksheets, and encouraging creative storytelling at home.

Are plot worksheets aligned with common core standards?

Yes, many plot worksheets are designed to align with Common Core standards, focusing on reading comprehension and narrative structure appropriate for 3rd-grade students.

What skills do plot worksheets help develop in 3rd graders?

Plot worksheets help develop reading comprehension, narrative understanding, critical thinking, writing skills, and the ability to analyze and summarize stories.

Find other PDF article:

<https://soc.up.edu.ph/44-slide/Book?ID=Rpc29-0253&title=october-10-in-history.pdf>

[Plot Worksheets For 3rd Grade](#)

[Matlab 2D plot - 2D](#)

May 17, 2018 · plot 2D

Origin plot details - 2D

Origin plot details ty812227016 2023-05-06 5493 00:22

[cad - 2D](#)

Sep 29, 2019 · C:\Users\ ...

MATLAB (4) - 2D

May 24, 2020 · MATLAB grid

[Origin - 2D](#)

Origin

[Matlab 2D plot - 2D](#)

May 17, 2018 · plot 2D

Origin plot details - 2D

Origin plot details ty812227016 2023-05-06 5493 00:22

[cad - 2D](#)

Sep 29, 2019 · C:\Users\

\AppData\Roaming\Autodesk\AutoCAD 2010\R18.0\chs\Plotters\Plot Styles

MATLAB (4) - 2D

May 24, 2020 · MATLAB grid box

MATLAB

Origin - 2D

Origin

[MATLAB - 2D](#)

Mar 4, 2021 · MATLAB

MATLAB

matlab - 2D

May 8, 2019 · matlab 2017 2019

[CAD - 2D](#)

Sep 4, 2020 · CAD

[qcustomplot replot \(\) - 2D](#)

Aug 6, 2016 · CSDN qcustomplot replot () Qt

CSDN

Origin Correlation Plot - CSDN

Jul 10, 2023 · Origin (Correlation Plot) Origin (Correlation Plot)

opx ~ Origin

Unlock your 3rd grader's creativity with our engaging plot worksheets! Perfect for enhancing storytelling skills. Discover how to inspire young writers today!

[Back to Home](#)