

Play Guitar In A Day



Play guitar in a day is a phrase that sparks excitement and curiosity among aspiring musicians. The idea of picking up a guitar and strumming your favorite tunes within just 24 hours may seem far-fetched, but with the right approach, anyone can lay a solid foundation in this beautiful instrument. Whether you're a complete beginner or someone looking to revisit an old hobby, this guide will provide you with actionable steps and tips to make your dream of playing guitar a reality in just one day.

Setting Realistic Expectations

Before diving into the practical steps, it's essential to set realistic expectations for what you can achieve in one day. While you may not become a guitar virtuoso overnight, you can certainly learn some basic chords, strumming patterns, and even play a simple song by the end of your practice session. Here's what you can realistically expect:

- Understand the parts of the guitar and how it works
- Learn a few basic chords
- Practice basic strumming techniques
- Play a simple song

Gathering Your Equipment

To optimize your learning experience, gather the necessary equipment before starting your journey into playing guitar. Here's what you'll need:

1. A Guitar

- Acoustic Guitar: Ideal for beginners due to its simplicity and the absence of additional equipment like amplifiers.
- Electric Guitar: Requires an amplifier, but offers a wide range of sounds and effects.

Choose the guitar that suits your interests. If you're not sure, an acoustic guitar is a great starting point.

2. Tuner

A properly tuned guitar is essential for a pleasant sound. Use a clip-on tuner, tuning app, or an online tuner to ensure your guitar is in tune.

3. Picks

While you can strum with your fingers, guitar picks can help produce a clearer sound and are often easier for beginners to manage.

4. Chord Chart

Having a chord chart handy will help you quickly reference the finger positions for various chords.

Learning the Basics

Once you have your equipment ready, it's time to dive into the basics. Follow these steps to get started:

1. Understanding the Guitar

Take a few moments to familiarize yourself with the parts of the guitar:

- Body: The large part that resonates sound.
- Neck: The long, thin part where you press the strings.
- Headstock: The top of the guitar where the tuning pegs are located.

2. Tuning Your Guitar

Tuning your guitar is crucial. Here's a simple guide to tuning your guitar to standard E tuning:

- The thickest string (6th) is E.
- The 5th string is A.
- The 4th string is D.
- The 3rd string is G.
- The 2nd string is B.
- The thinnest string (1st) is E.

Use your tuner to adjust the strings until they're at the correct pitch.

3. Learning Basic Chords

Chords are the building blocks of most songs. Start with these three fundamental chords:

- G Major: Place your fingers on the 2nd fret of the A string, 3rd fret of the E string, and 3rd fret of the B string.
- C Major: Press down on the 1st fret of the B string, 1st fret of the C string, and 2nd fret of the D string.
- D Major: Press the 2nd fret of the G string, 2nd fret of the e string, and 3rd fret of the B string.

Practice switching between these chords to build muscle memory.

4. Strumming Patterns

Strumming is as crucial as knowing the chords. Start with a simple downstroke pattern:

- Downstroke: Strum downwards across the strings.
- Upstroke: Strum upwards.

Practice alternating between downstrokes and upstrokes to create a basic rhythm.

Putting It All Together

Now that you have the basics down, it's time to play a simple song. Here are some popular songs that use the chords you've just learned:

1. "Three Little Birds" by Bob Marley

This classic song uses the chords A, D, and E. It's easy to play and has a positive message.

2. "Knockin' on Heaven's Door" by Bob Dylan

This song features G, D, and A chords, making it a perfect choice for beginners.

3. "Horse with No Name" by America

This song consists of just two chords, Em and D6add9. It's an excellent choice for those just starting out.

Practice Tips for Continued Growth

While you may have made significant progress in one day, practice is essential for improvement. Here are some tips to help you continue your guitar journey:

1. Set a Practice Schedule

Consistency is key to becoming proficient. Aim for at least 15-30 minutes of practice daily.

2. Use Online Resources

There are countless online tutorials, apps, and videos available for free. Use these resources to expand your knowledge and skills.

3. Join a Community

Consider joining a local guitar group or online community. Sharing your experiences with others can provide motivation and valuable feedback.

Conclusion

In conclusion, while mastering the guitar in one day may not be feasible, it is entirely possible to learn the basics and play simple tunes. By setting realistic goals, gathering the right equipment, and following a structured practice routine, you can embark on a rewarding musical journey. Remember, the key to success lies in consistent practice, patience, and a passion for music. So pick up that guitar, and enjoy the music you're about to create!

Frequently Asked Questions

Is it really possible to learn to play guitar in one day?

While you won't master the guitar in a day, you can learn basic chords and a simple song to get started.

What are the first chords I should learn to play guitar in a day?

Start with the basic open chords like G, C, D, and E minor, which are commonly used in many songs.

What resources can help me learn guitar quickly?

Online tutorials, instructional videos, and apps like Yousician or Fender Play can provide structured lessons for beginners.

How much practice should I do in a day to learn guitar?

Even just 30 minutes of focused practice can help you make significant progress in learning the basics.

What song can I learn to play on guitar in a day?

Songs like 'Knockin' on Heaven's Door' by Bob Dylan or 'Three Little Birds' by Bob Marley are simple and suitable for beginners.

Do I need to know music theory to start playing guitar?

No, you can start playing without knowing music theory; however, understanding basic concepts can help you progress faster.

What guitar should I use as a beginner?

An acoustic guitar is often recommended for beginners due to its simplicity and versatility, but an electric guitar can also be a good choice.

Can I learn guitar by myself or do I need a teacher?

You can definitely learn on your own using online resources, but having a teacher can provide personalized guidance and accelerate your learning.

Find other PDF article:

<https://soc.up.edu.ph/46-rule/pdf?trackid=HNt17-4870&title=pearson-scott-foresman-leveling-guide-2013.pdf>

Play Guitar In A Day

Google Play

Google Play is the digital marketplace for Android devices. It offers a wide range of apps, games, movies, and TV shows. You can search for content, view details, and download or purchase items directly from the app.

Find the Google Play Store app

Open the Play Store app On your device, go to the Apps section. Tap Google Play Store . The app will open and you can search and browse for content to download.

Get Android apps & digital content from the Google Play Store

You can use Play store filters to search or browse apps and games that are compatible with each of your devices. On your phone: Open the Google Play app . At the top, search for an app or content. In the dropdown menu, choose a device associated with your account. On your computer: Go to play.google.com. At the top right, click the magnifying ...

Descargar aplicaciones Android y contenido digital de Google Play ...

Google Play Store pone a tu disposición aplicaciones, juegos y contenido digital que puedes descargar en tu dispositivo. En algunos casos, también puedes usar aplicaciones instantáneas que no necesitan instalación. Algunos contenidos están disponibles sin coste económico y otros debes comprarlos.

Get started with Google Play

What you can do with Google Play Get games for Android devices and Chromebooks. Download Google Play Games Mobile App. Rent or buy movies and TV shows. Go to Google Play Movies & TV.

Read or listen to books, news, and publication subscriptions. Download Google Play Books. If you plan to buy apps or something within the apps you download, set up a payment method. ...

Download apps & digital content - Google Play Help

To download an app: Open Google Play. On your Android device, open the Google Play app . On your Computer, go to play.google.com. Search or browse for an app or content. Select an item. Select Install (for no charge items) or the item's price. Tips: To check that an app is reliable, find out what other people say about it.

Get started with Google Play

What you can do with Google Play Get games for Android devices and Chromebooks. Download Google Play Games Mobile App. Rent or buy movies and TV shows. Download the Google TV app. Read or listen to books, news, and publication subscriptions. Download Google Play Books. If you plan to buy apps or something within the apps you download, set up a payment method.

Google Play

Google Play is the official Google Play Store where you can find tips and tutorials on using Google Play and other answers to frequently asked questions.

Google Play on Android

Google Play on Android is the official Google Play Store where you can find tips and tutorials on using Google Play and other answers to frequently asked questions.

Google Play Help

Official Google Play Help Center where you can find tips and tutorials on using Google Play and other answers to frequently asked questions.

Google Play

Google Play is the official Google Play Store where you can find tips and tutorials on using Google Play and other answers to frequently asked questions. ...

Find the Google Play Store app

Open the Play Store app On your device, go to the Apps section. Tap Google Play Store . The app will open and you can search and browse for content to download.

Get Android apps & digital content from the Google Play Store

You can use Play store filters to search or browse apps and games that are compatible with each of your devices. On your phone: Open the Google Play app . At the top, search for an app or ...

Descargar aplicaciones Android y contenido digital de Google Play ...

Google Play Store pone a tu disposición aplicaciones, juegos y contenido digital que puedes descargar en tu dispositivo. En algunos casos, también puedes usar aplicaciones ...

Get started with Google Play

What you can do with Google Play Get games for Android devices and Chromebooks. Download Google Play Games Mobile App. Rent or buy movies and TV shows. Go to Google Play ...

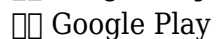


































Download apps & digital content - Google Play Help

To download an app: Open Google Play. On your Android device, open the Google Play app . On your Computer, go to play.google.com. Search or browse for an app or content. Select an ...

Get started with Google Play

What you can do with Google Play Get games for Android devices and Chromebooks. Download Google Play Games Mobile App. Rent or buy movies and TV shows. Download the Google TV ...

Google Play

 Google Play                                    ...

Google Play *Android*

 Google Play  *Android*                                   ...

Google Play Help

Official Google Play Help Center where you can find tips and tutorials on using Google Play and other answers to frequently asked questions.

Unlock the secrets to play guitar in a day! Our step-by-step guide makes learning easy and fun. Discover how to strum your first chords today!

[Back to Home](#)