

Point Slope Form Practice

Name _____ Date: _____ Period: _____

Point-Slope Form (Practice Worksheet)

Write an equation in point-slope form of the line that passes through the given point and has the given slope.

1. $(2, 7); m = -4$

2. $(12, 5); m = -3$

3. $(4, -5); m = 6$

4. $(-6, -2); m = 3$

5. $(7, -6); m = \frac{1}{2}$

6. $(-8, 2); m = -\frac{2}{4}$

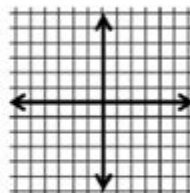
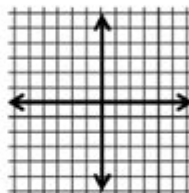
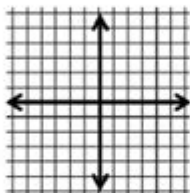
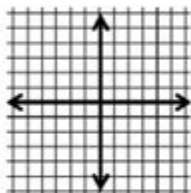
Graph the equations below.

7. $y + 4 = -3(x + 2)$

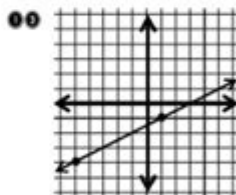
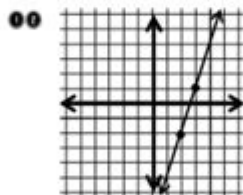
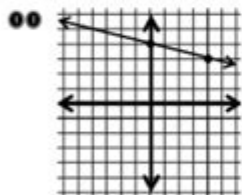
8. $y + 3 = -2(x - 2)$

9. $y - 1 = 3(x + 6)$

10. $y + 4 = \frac{-3}{2}(x - 3)$



Write an equation in point-slope form of the line graphed below. (Use the right hand point)



Write an equation in point-slope form of the line that passes through the two points given. Use the first point to write the equation.

14. $(4, 7)$ and $(5, 1)$

15. $(9, -2)$ and $(-3, 2)$

16. $(3, -8)$ and $7(-2)$

POINT SLOPE FORM PRACTICE IS AN ESSENTIAL SKILL FOR STUDENTS LEARNING ALGEBRA, AS IT ALLOWS THEM TO WRITE THE EQUATION OF A LINE WHEN GIVEN A SPECIFIC POINT AND THE SLOPE. UNDERSTANDING POINT SLOPE FORM IS CRUCIAL FOR GRASPING MORE ADVANCED CONCEPTS IN MATHEMATICS AND SERVES AS A FOUNDATION FOR GRAPHING LINEAR EQUATIONS. IN THIS ARTICLE, WE WILL DELVE INTO THE CONCEPT OF POINT SLOPE FORM, HOW TO USE IT, AND PROVIDE AMPLE PRACTICE PROBLEMS TO ENHANCE YOUR UNDERSTANDING.

WHAT IS POINT SLOPE FORM?

POINT SLOPE FORM IS AN EQUATION OF A LINE THAT IS EXPRESSED AS:

$$y - y_1 = m(x - x_1)$$

IN THIS EQUATION:

- (x_1, y_1) IS A POINT ON THE LINE.
- m IS THE SLOPE OF THE LINE.
- x AND y ARE THE VARIABLES REPRESENTING ANY POINT ON THE LINE.

THIS FORMAT IS PARTICULARLY USEFUL BECAUSE IT ALLOWS YOU TO QUICKLY WRITE THE EQUATION OF A LINE WHEN YOU KNOW A POINT ON THE LINE AND THE SLOPE.

UNDERSTANDING SLOPE

BEFORE DIVING INTO POINT SLOPE FORM PRACTICE, IT'S ESSENTIAL TO GRASP WHAT SLOPE MEANS. SLOPE DESCRIBES THE STEEPNESS OF A LINE AND IS CALCULATED AS THE RISE OVER RUN.

CALCULATING SLOPE

TO FIND THE SLOPE (m) BETWEEN TWO POINTS (x_1, y_1) AND (x_2, y_2) , USE THE FORMULA:

$$m = (y_2 - y_1) / (x_2 - x_1)$$

THE SLOPE CAN BE CLASSIFIED INTO DIFFERENT TYPES:

- **POSITIVE SLOPE:** THE LINE RISES AS IT MOVES FROM LEFT TO RIGHT.
- **NEGATIVE SLOPE:** THE LINE FALLS AS IT MOVES FROM LEFT TO RIGHT.
- **ZERO SLOPE:** THE LINE IS HORIZONTAL.
- **UNDEFINED SLOPE:** THE LINE IS VERTICAL.

HOW TO USE POINT SLOPE FORM

USING POINT SLOPE FORM IS STRAIGHTFORWARD ONCE YOU UNDERSTAND THE COMPONENTS. HERE'S A STEP-BY-STEP GUIDE TO USING POINT SLOPE FORM:

STEP 1: IDENTIFY THE POINT AND SLOPE

BEFORE YOU CAN WRITE THE EQUATION, YOU NEED TO IDENTIFY THE POINT (x_1, y_1) AND THE SLOPE (m).

STEP 2: SUBSTITUTE VALUES INTO THE FORMULA

ONCE YOU HAVE YOUR POINT AND SLOPE, SUBSTITUTE THESE VALUES INTO THE POINT SLOPE FORM EQUATION.

STEP 3: SIMPLIFY IF NECESSARY

WHILE POINT SLOPE FORM IS OFTEN LEFT IN ITS ORIGINAL FORMAT, YOU CAN SIMPLIFY TO SLOPE-INTERCEPT FORM ($y = mx + b$) IF NEEDED.

EXAMPLES OF POINT SLOPE FORM PRACTICE

TO SOLIDIFY YOUR UNDERSTANDING OF POINT SLOPE FORM, LET'S LOOK AT SOME EXAMPLES.

EXAMPLE 1

GIVEN A POINT $(3, 2)$ AND A SLOPE OF 4, FIND THE EQUATION IN POINT SLOPE FORM.

1. IDENTIFY THE POINT: $(x_1, y_1) = (3, 2)$
2. IDENTIFY THE SLOPE: $m = 4$
3. SUBSTITUTE INTO THE FORMULA:
 $y - 2 = 4(x - 3)$

THE EQUATION IN POINT SLOPE FORM IS $y - 2 = 4(x - 3)$.

EXAMPLE 2

FIND THE EQUATION OF THE LINE WITH A SLOPE OF -2 PASSING THROUGH THE POINT $(-1, 5)$.

1. IDENTIFY THE POINT: $(x_1, y_1) = (-1, 5)$
2. IDENTIFY THE SLOPE: $m = -2$
3. SUBSTITUTE INTO THE FORMULA:
 $y - 5 = -2(x + 1)$

THE EQUATION IN POINT SLOPE FORM IS $y - 5 = -2(x + 1)$.

PRACTICE PROBLEMS

NOW THAT WE HAVE DISCUSSED THE CONCEPT AND PROVIDED EXAMPLES, IT'S TIME FOR YOU TO PRACTICE. BELOW ARE SEVERAL PROBLEMS THAT YOU CAN SOLVE ON YOUR OWN.

PROBLEM SET

1. WRITE THE EQUATION IN POINT SLOPE FORM FOR A LINE PASSING THROUGH THE POINT $(2, 3)$ WITH A SLOPE OF 5.
2. FIND THE EQUATION IN POINT SLOPE FORM FOR A LINE WITH A SLOPE OF $1/2$ THAT PASSES THROUGH THE POINT $(4, -1)$.
3. DETERMINE THE POINT SLOPE FORM OF A LINE THAT HAS A SLOPE OF -3 AND PASSES THROUGH THE POINT $(0, 2)$.
4. FIND THE EQUATION IN POINT SLOPE FORM FOR A LINE WITH A SLOPE OF 0 AND PASSING THROUGH THE POINT $(6, 4)$.
5. WRITE THE EQUATION IN POINT SLOPE FORM FOR A LINE THAT PASSES THROUGH THE POINT $(-2, -3)$ WITH A SLOPE OF 4.

SOLUTIONS TO PRACTICE PROBLEMS

AFTER ATTEMPTING THE PRACTICE PROBLEMS, COMPARE YOUR ANSWERS WITH THE SOLUTIONS BELOW.

1. $y - 3 = 5(x - 2)$
2. $y + 1 = 1/2(x - 4)$
3. $y - 2 = -3(x - 0)$
4. $y - 4 = 0(x - 6)$
5. $y + 3 = 4(x + 2)$

CONCLUSION

POINT SLOPE FORM PRACTICE IS A VALUABLE TOOL IN UNDERSTANDING LINEAR EQUATIONS IN ALGEBRA. BY MASTERING THIS CONCEPT, STUDENTS CAN CONFIDENTLY TACKLE MORE COMPLEX MATHEMATICAL TOPICS. REMEMBER TO IDENTIFY THE SLOPE AND POINT CORRECTLY, SUBSTITUTE THEM INTO THE EQUATION, AND PRACTICE REGULARLY TO ENHANCE YOUR SKILLS. WHETHER YOU'RE PREPARING FOR EXAMS OR SIMPLY TRYING TO IMPROVE YOUR MATH KNOWLEDGE, PRACTICING POINT SLOPE FORM WILL UNDOUBTEDLY BENEFIT YOUR OVERALL UNDERSTANDING OF ALGEBRA. HAPPY PRACTICING!

FREQUENTLY ASKED QUESTIONS

WHAT IS POINT-SLOPE FORM IN ALGEBRA?

POINT-SLOPE FORM IS A WAY OF EXPRESSING THE EQUATION OF A LINE USING A SPECIFIC POINT ON THE LINE AND ITS SLOPE. IT IS WRITTEN AS $y - y_1 = m(x - x_1)$, WHERE (x_1, y_1) IS A POINT ON THE LINE AND m IS THE SLOPE.

HOW CAN I CONVERT THE POINT-SLOPE FORM TO SLOPE-INTERCEPT FORM?

TO CONVERT POINT-SLOPE FORM TO SLOPE-INTERCEPT FORM, YOU CAN SOLVE FOR y . STARTING FROM $y - y_1 = m(x - x_1)$, YOU CAN ADD y_1 TO BOTH SIDES AND DISTRIBUTE THE SLOPE m TO OBTAIN $y = mx + (y_1 - mx_1)$.

CAN YOU GIVE AN EXAMPLE OF USING POINT-SLOPE FORM?

SURE! IF YOU HAVE A SLOPE OF 2 AND A POINT $(3, 4)$, THE EQUATION IN POINT-SLOPE FORM WOULD BE $y - 4 = 2(x - 3)$.

WHAT IS THE SLOPE IN THE POINT-SLOPE FORM EQUATION?

THE SLOPE IN THE POINT-SLOPE FORM EQUATION, REPRESENTED BY ' m ', INDICATES THE STEEPNESS OF THE LINE. IT IS CALCULATED AS THE RISE OVER THE RUN BETWEEN TWO POINTS ON THE LINE.

HOW DO I GRAPH A LINE GIVEN IN POINT-SLOPE FORM?

TO GRAPH A LINE IN POINT-SLOPE FORM, START BY PLOTTING THE POINT (x_1, y_1) ON THE GRAPH. THEN, USE THE SLOPE ' m ' TO DETERMINE THE RISE OVER RUN TO FIND ANOTHER POINT ON THE LINE, AND DRAW A STRAIGHT LINE THROUGH BOTH POINTS.

IS POINT-SLOPE FORM USEFUL FOR FINDING PARALLEL LINES?

YES, POINT-SLOPE FORM IS USEFUL FOR FINDING PARALLEL LINES. LINES THAT ARE PARALLEL HAVE THE SAME SLOPE, SO YOU CAN USE THE SLOPE FROM THE ORIGINAL LINE AND ANY POINT TO WRITE THE EQUATION OF THE PARALLEL LINE IN POINT-SLOPE FORM.

How do you identify the point and slope in a point-slope equation?

In the equation $y - y_1 = m(x - x_1)$, 'm' represents the slope, while (x_1, y_1) is the specific point on the line. You can identify them directly from the equation.

What are some common mistakes when using point-slope form?

Common mistakes include incorrectly identifying the slope or point, forgetting to distribute the slope when converting to another form, or misplacing the signs when rearranging the equation.

Find other PDF article:

<https://soc.up.edu.ph/19-theme/Book?ID=sdH37-6376&title=el-mejor-dia-del-aano.pdf>

Point Slope Form Practice

*“point”*_____

point_____ 1point_____ 1point out_____“_____”_____ The teacher pointed out the mistakes in the composition_____ He pointed out that it was ...

*point at*_____ *point to*_____ - _____

1_____ point at _____ [point æt] _____ [pɔɪnt æt] _____..._____ point to _____ [point tu:] _____ [pɔɪnt tu] _____..._____ [_____];_____ 2_____ 1point to _____point_____ ...

ppt_____ppt_____

May 7, 2024 · ppt_____ppt_____ PowerPoint _____ 1. _____ PowerPoint _____ 2. _____“_____”_____ 3. _____“_____”_____

*point*_____ - _____

point_____ point _____ [pɔɪnt] _____ [pɔɪnt] n.;_____ vt._____ vi._____ 1I take your point (= understand and accept what you are saying) . _____ 2He's just saying that to prove a point (= to show his idea is ...

_____invalid floating point operation_____

Aug 16, 2024 · _____“invalid floating point operation”_____

*“point”*_____

point_____ 1point_____ 1point out_____“_____”_____ The teacher pointed out the mistakes in the composition_____ He pointed out that it was important to remove weeds before sowing seed in the soil_____ ...

*point at*_____ *point to*_____ - _____

1_____ point at _____ [point æt] _____ [pɔɪnt æt] _____..._____ point to _____ [point tu:] _____ [pɔɪnt tu] _____..._____ [_____];_____ 2_____ 1point to _____point_____ _____ He ...

ppt_____ppt_____

May 7, 2024 · pptppt PowerPoint 1. PowerPoint 2. “ ” 3. “ ”

point□□□□ - □□□□

point ˈpɔɪnt ˈpɔɪnt n. ˈpɔɪnt; ˈpɔɪnt vt. ˈpɔɪnt; ˈpɔɪnt vi. ˈpɔɪnt 1 I take your point (= understand and accept what you are saying) . ˈpɔɪnt 2 He's just saying that to prove a point (= to show his idea is right) . ˈpɔɪnt 1 ...

invalid floating point operation

Aug 16, 2024 · 00:00:00 "invalid floating point operation" 00:00:00 00:00:00

ppt2 - ppt

Mar 16, 2023 · ppt2ppt2PPT1
PPT234

Service fédéral des Pensions - SFPD

Le Service Pensions calcule et paie les pensions des salariés, indépendants et fonctionnaires, et fournit des informations sur la planification et la demande de pension.

condition case point stage w...

Jan 24, 2017 · where □ □□ □case□condition□situation□position□point□stage□□□□□□□□□□□□
□where□□□□□□ □□I can think of many cases where students know a lot of words but don't write a
good essay. □□□□□□many cases□□□□□□□□□□□□ □□□□□□□□ ...

NBA C PF SF SG PG *PF* *SG* *PG*

PF power forward= PG point guard= C center SG shooting guard SF small forward= 5 NBA 30

ppt -

ppt: 1. ppt, 2. ppt, 3. ppt, 4. ppt, ...

Master point slope form with our comprehensive practice guide! Enhance your skills and boost your understanding. Learn more and excel in your math journey!

[Back to Home](#)