





















Pictograph Worksheets For 3rd Grade


Name:

Date:

Donut Pictograph

Tim recorded the number of donuts sold over five days.
Read the chart and answer the questions.

Day	Number of donuts sold
Monday	  
Tuesday	   
Wednesday	 
Thursday	    
Friday	     

 = 5 donuts

Answer the Questions

1. How many donuts did he sell on Thursday?

2. Which day did he sell the least donuts?

3. Which day did he sell the most donuts?

4. Which day did he sell 20 donuts?

www.worksheetdigital.com

Pictograph worksheets for 3rd grade are essential educational tools designed to help young learners grasp the concept of data representation in a visually engaging manner. By combining visual elements with numerical data, these worksheets not only make learning enjoyable but also enhance students' understanding of basic statistics, data interpretation, and mathematical reasoning. This article will delve into the importance of pictograph worksheets, their structure, the skills they develop, and tips for effectively implementing them in the classroom.

Understanding Pictographs

What is a Pictograph?

A pictograph is a chart that uses pictures or symbols to represent data. Each picture or symbol stands for a specific quantity, making it easier for students to visualize and comprehend the information being presented. For example, in a pictograph about favorite fruits, one apple icon might represent five students who prefer apples.

Why Use Pictographs in the Classroom?

Pictographs serve several educational purposes, particularly for 3rd graders:

1. Visual Learning: They cater to visual learners who may find it easier to understand data through images rather than abstract numbers.
2. Engagement: Children are often more engaged with colorful and playful representations of data.
3. Foundation for Statistics: They lay a foundational understanding of statistics, which is crucial for later mathematical concepts.
4. Critical Thinking: Analyzing and interpreting pictographs encourages critical thinking and problem-solving skills.

Components of Pictograph Worksheets

Pictograph worksheets typically consist of several key components that guide students in understanding and creating their own pictographs.

1. Title and Topic

Each worksheet should have a clear title that indicates the topic of the data being represented, such as "Favorite Pets in Class" or "Types of Snacks Preferred by Students." This helps students focus on the specific data they will analyze.

2. Data Collection

Before creating a pictograph, students may need to gather data through surveys or tally marks. Worksheets can include sections for students to write down their collected data, ensuring they practice data gathering.

3. Key or Legend

A key or legend is essential in a pictograph, as it explains what each symbol represents. For example, if one picture of a dog represents three students, the key should clearly state this.

4. Chart Space

Worksheets should provide a chart space where students can draw the symbols representing their data. This area encourages creativity while reinforcing their understanding of data representation.

5. Questions for Analysis

Incorporating questions that prompt students to analyze their pictographs can deepen their understanding. Questions might include:

- What does the pictograph show about student preferences?
- Which category is the most popular?
- How many students prefer [insert category]?

Skills Developed Through Pictograph Worksheets

Using pictograph worksheets helps develop a variety of skills in 3rd-grade students, including:

1. Data Interpretation

Students learn to read and interpret data, which is a crucial skill in mathematics and everyday life. They become proficient at understanding visual data representations and making sense of numerical information.

2. Basic Math Skills

Creating pictographs requires basic math skills, such as addition and subtraction. Students must count the number of symbols they need to represent their data accurately.

3. Organizational Skills

Collecting and organizing data before creating a pictograph teaches students how to handle information systematically. This organizational skill is essential for future academic success.

4. Communication Skills

By sharing their pictographs with classmates and explaining their data, students enhance their verbal communication skills. They learn to articulate their findings clearly and concisely.

Tips for Effective Implementation of Pictograph Worksheets

Teachers can enhance the effectiveness of pictograph worksheets by following these tips:

1. Start with Familiar Topics

Choose topics that are relatable and interesting to 3rd graders. For instance, favorite sports, snacks, or animals are likely to engage students and encourage participation.

2. Incorporate Technology

Consider using digital tools that allow students to create pictographs online. This can be more engaging and may help students who are more comfortable with technology.

3. Group Work

Encourage group activities where students work together to collect data and create pictographs. Collaborative learning fosters teamwork and allows students to learn from each other.

4. Real-World Applications

Highlight real-world applications of pictographs, such as how businesses use them to display customer preferences or how scientists represent data in studies. This contextualization helps students understand the relevance of their work.

5. Provide Feedback

After students complete their pictographs, provide constructive feedback. Discuss what they did well and areas for improvement, reinforcing their learning experience.

Examples of Pictograph Worksheet Activities

To better illustrate the application of pictograph worksheets, here are some examples of activities that can be incorporated into lessons:

1. Survey Activity

- Have students conduct a survey among their classmates to find out their favorite ice cream flavors.
- Instruct them to tally the results and create a pictograph representing the data collected.
- Encourage them to present their findings to the class.

2. Seasonal Weather Chart

- Ask students to track the weather over a week (sunny, rainy, cloudy) and represent the data using a pictograph.
- They can use sun icons for sunny days, cloud icons for cloudy days, and raindrop icons for rainy days.
- Discuss patterns they observe, such as the most common weather type during the week.

3. Book Preferences

- Students can survey their classmates about their favorite book genres (e.g., fiction, non-fiction, mystery, etc.).
- After collecting the data, they will create a pictograph that illustrates

the results.

- This activity can lead to a discussion about different genres and why students prefer certain types.

Conclusion

In summary, pictograph worksheets for 3rd grade are invaluable resources that facilitate the understanding of data representation in a fun and engaging manner. By incorporating visual elements, these worksheets help students develop essential skills in data interpretation, basic mathematics, and communication. Through thoughtful implementation and creative activities, teachers can enhance students' learning experiences, preparing them for more complex mathematical concepts in the future. With the right tools and approaches, pictographs can transform data from mere numbers into vibrant stories that encourage curiosity and critical thinking.

Frequently Asked Questions

What are pictograph worksheets for 3rd grade?

Pictograph worksheets for 3rd grade are educational materials that help students learn to interpret and create pictographs, which are visual representations of data using pictures or symbols.

How do pictograph worksheets benefit 3rd graders?

They enhance students' ability to understand data representation, improve their critical thinking skills, and make learning about graphs engaging and interactive.

What skills do students develop using pictograph worksheets?

Students develop skills in data interpretation, counting, comparing quantities, and understanding the concept of scale in graphs.

What types of activities are included in pictograph worksheets?

Activities may include interpreting data from pictographs, creating their own pictographs based on given data, and answering questions about the information displayed.

Are pictograph worksheets aligned with 3rd grade

math standards?

Yes, they are typically aligned with Common Core math standards that focus on data representation and analysis.

Can pictograph worksheets be used for group activities?

Absolutely! They can be used in group settings to encourage collaboration and discussion among students while they work on interpreting and creating pictographs.

Where can teachers find printable pictograph worksheets?

Teachers can find printable pictograph worksheets on educational websites, teacher resource platforms, and through educational publishers.

How can parents help their children with pictograph worksheets at home?

Parents can assist by discussing the data represented in the pictographs, helping them practice counting, and encouraging them to create their own pictographs using real-life data.

What are some examples of data that can be represented in pictographs?

Examples include favorite fruits, the number of pets owned by classmates, or the amount of books read in a month.

How do pictographs differ from bar graphs?

Pictographs use images or symbols to represent data, while bar graphs use bars of varying lengths to show quantities. Pictographs are often more visual and can be more engaging for younger students.

Find other PDF article:

<https://soc.up.edu.ph/55-pitch/Book?docid=bQE95-9995&title=stacy-from-menace-to-society.pdf>

Pictograph Worksheets For 3rd Grade

Where to Park at American Family Field | Milwaukee Brewers

Parking passes are date specific so please be sure to purchase a correctly dated parking pass. If an incorrect date is purchased, a new parking pass at the applicable day-of-game rate will ...

Milwaukee Brewers new parking system: How to pay, park at ...

Apr 1, 2024 · American Family Field is introducing a new, QR code-based parking payment system for Milwaukee Brewers game days this season.

Here's how to park for Brewers games at American Family

Apr 2, 2024 · For those who already purchased a pre-paid parking pass before entering the lot, you'll scan the closest QR code, head to the link and click the "Activate Prepaid Digital Pass" ...

Milwaukee Brewers Parking at American Family Field

Oct 26, 2021 · We'll take you through all the options and help you find the most convenient parking for Brewers games. You'll also discover Milwaukee Brewers parking prices, tailgating ...

Complete Guide to Milwaukee Brewers Parking at American ...

Nov 17, 2024 · Discover the ultimate guide to Milwaukee Brewers parking at American Family Field. Learn money-saving tips, tailgating rules & best parking spots.

American Family Field Parking Guide - Brewers Parking

Sep 7, 2023 · You can purchase your parking pass in advance or on the day of the game while space is available. To expedite the process on game day, the stadium encourages payments ...

[Free 2025] American Family Field Parking Tips Guide

Jan 18, 2024 · American Family Field has a large amount of parking on-site, with over 12,000 spaces in the official Brewers lots. The pricing is relatively reasonable compared to many other ...

Brewers Parking Passes | American Family Field | Ticket King

Mar 30, 2022 · Ticket King carries parking passes for most Brewers games at the ballpark. When you click on our Milwaukee Brewers tickets page, you will see a separate tab for parking ...

FAQ - Milwaukee Brewers Suites

All suite tickets and parking passes are digital only through the MLB Ballpark App. Once your suite is purchased and loaded by the Brewers Premium team you will receive confirmation and ...

American Family Field Parking - The Milwaukee Brewers. Parking ...

If you are planning on attending a game at American Family Field, you will need to purchase a parking pass in advance. Parking passes can be purchased through the Milwaukee Brewers ...

DMD Skin Sciences Mission Skin Spotlight Acne Spot Concentrate ...

Detailed comparison of DMD Skin Sciences Mission Skin Spotlight Acne Spot Concentrate versus Luxe Organix 2 In 1 Acne Solution Mud Powder Overnight Pimple Treatment.

13 Best Acne Spot Treatments and Devices in 2021 for Clearing Skin ...

Jul 7, 2021 · Beauty The 13 Best Acne Spot Treatments for Laser-Focused Blemish Control A targeted approach means faster healing and fewer side effects.

ZO Skin Health Oil Control Pads VS DMD Skin Sciences Mission Skin

Detailed comparison of ZO Skin Health Oil Control Pads versus DMD Skin Sciences Mission Skin Spotlight Acne Spot Concentrate.

DMD Skin Sciences Mission Skin Spotlight Acne Spot Concentrate ...

Detailed comparison of DMD Skin Sciences Mission Skin Spotlight Acne Spot Concentrate versus Murad Deep Relief Acne Treatment.

11 Best Serums for Acne 2025 to Maintain a Clear Complexion

Jan 29, 2025 · The best serums for acne tackle breakouts, present and future. Shop our top picks for unclogging pores, boosting cell turnover, and minimizing post-acne scars.

SpotLite Treatments for Age Spots and Acne Marks

SpotLite Treatments for Age Spots and Acne Marks Acne scars can be one of the biggest skin care concern of many. As we grow out of acne, we get to face the next struggle, acne marks. ...

Dermatologist's Top 5 Skincare Products for Acne Prone Skin

Nov 29, 2024 · Discover the top dermatologist-approved products for cleansing, treating, and protecting acne-prone skin. Start building your ultimate acne care kit here!

When To Use DMD Skin Sciences Mission Skin Spotlite Acne Spot

See exactly how you should incorporate DMD Skin Sciences Mission Skin Spotlite Acne Spot Concentrate into your routine.

Dr Dennis Gross DRx SpotLite Acne Treatment Device Reviews

See 5 reviews on Dr Dennis Gross DRx SpotLite Acne Treatment Device in Skin Care Tools: I enjoy using this light treatment on a stubborn, aggressive pimple, the ones under the skin. I ...

DMD Skin Sciences Mission Skin Spotlite Acne Spot Concentrate ...

Detailed comparison of DMD Skin Sciences Mission Skin Spotlite Acne Spot Concentrate versus Quickfx Pimple Eraser.

DMD Skin Sciences Mission Skin Spotlite Acne Spot Concentrate ...

Detailed comparison of DMD Skin Sciences Mission Skin Spotlite Acne Spot Concentrate versus Luxe Organix Miracle Solutions Acne Derm For Face & Body.

DMD Skin Sciences Mission Skin Spotlite Acne Spot Concentrate ...

Reviews Alternatives Similar Comparisons Versus DMD Skin Sciences Mission Skin Spotlite Acne Spot Concentrate Versus AXIS - Y Dark Spot Correcting Glow Serum Facial Treatment Serum ...

Enhance your 3rd grader's learning with engaging pictograph worksheets! Discover how these fun tools improve data interpretation skills. Learn more today!

[Back to Home](#)