

Points Of View Worksheet

Name: _____

Date: _____

Point of View

1st person	2nd person	3rd person
A character in the story is narrating.	The narrator is talking directly to the reader.	The narrator is not a character in the story.
Clues: I, me, we, us, our, my	Clues: you, your	Clues: they, them, him, her, she, he, name of character

Directions: Circle the point of view of each sentence. Underline the clues in the sentence.

Example: My brother's name is Chris. 1st 2nd 3rd

1. We went to a nearby farm to pick apples. 1st 2nd 3rd

2. Milo picked apples with his friends Jack and Nala. 1st 2nd 3rd

3. I filled a huge basket with apples. 1st 2nd 3rd

4. You can use a ladder to pick the highest apples. 1st 2nd 3rd

5. They were exhausted after a long afternoon at the farm. 1st 2nd 3rd



Scan Here For Digital Version



Points of view worksheet are invaluable tools for educators, students, and writers alike, allowing individuals to explore the perspectives through which stories are told. Understanding point of view is essential in both reading comprehension and writing skills, as it shapes how narratives are constructed and perceived. This article will delve into the importance of points of view worksheets, how to effectively use them, and tips for creating your own to enhance both teaching and learning experiences.

Understanding Point of View

Point of view (POV) refers to the vantage point from which a story is narrated. It plays a crucial role in storytelling, influencing how readers perceive characters and events. The three main points of view are:

- **First Person:** The narrator is a character in the story, using pronouns like "I" or "we." This perspective allows readers to experience the events closely through the narrator's thoughts and feelings.
- **Second Person:** The narrator addresses the reader directly using "you," making the reader feel as if they are part of the story. This perspective is less common in traditional storytelling.
- **Third Person:** The narrator is outside the story and uses pronouns like "he," "she," or "they." This perspective can be further divided into:
 - **Third Person Omniscient:** The narrator knows the thoughts and feelings of all characters.
 - **Third Person Limited:** The narrator knows the thoughts and feelings of only one character.

Understanding these points of view is essential for analyzing texts and crafting compelling narratives.

Why Use Points of View Worksheets?

Points of view worksheets serve multiple purposes in educational settings. Here are some key reasons why they are beneficial:

- **Enhances Comprehension:** Worksheets help students identify and understand different points of view, improving their overall comprehension of texts.
- **Encourages Critical Thinking:** Engaging with various perspectives allows students to think critically about characters' motivations and the implications of their viewpoints.
- **Improves Writing Skills:** Writing from different points of view can enhance a student's versatility and creativity in storytelling.
- **Facilitates Discussion:** Worksheets can serve as a foundation for group discussions, enabling students to share their interpretations and insights.

Components of an Effective Points of View Worksheet

To create an engaging and effective points of view worksheet, consider including the following

components:

1. Definition Section

Begin with a clear definition of point of view, along with examples of each type. This section serves as a reference for students as they complete the exercises.

2. Identification Exercises

Include passages from literature where students must identify the point of view. Questions can prompt them to explain how the chosen perspective affects their understanding of the text.

3. Comparative Analysis

Offer excerpts written in different points of view and ask students to compare them. This exercise encourages a deeper understanding of how POV influences narrative style and reader perception.

4. Creative Writing Prompts

Incorporate prompts that require students to write short pieces from various perspectives. For example, they could write a scene from first-person and then rewrite it in third-person limited.

5. Reflection Questions

Conclude the worksheet with reflective questions that encourage students to think about how changing the point of view might alter the story's impact. Questions could include:

- How would the story change if told from another character's perspective?
- What insights are gained by understanding the narrator's background?

How to Implement Points of View Worksheets in the Classroom

Using points of view worksheets effectively requires thoughtful planning. Here are some strategies for integrating these worksheets into your teaching:

1. Introduce the Concept

Before distributing the worksheets, provide a brief overview of the different points of view. Use examples from popular literature or films to illustrate how perspective shapes narrative.

2. Group Activities

Encourage collaboration by having students work in pairs or small groups to complete the worksheets. This fosters discussion and allows students to share their insights and interpretations.

3. Use Multimedia Resources

Incorporate videos, audio readings, or interactive storytelling apps to demonstrate different points of view. This multi-modal approach can enhance engagement and understanding.

4. Assign Follow-Up Projects

After completing the worksheets, students can create a project that involves rewriting a well-known story from a different point of view. This not only reinforces their learning but also allows for creative expression.

Tips for Creating Your Own Points of View Worksheets

If you're looking to create your own points of view worksheets, consider these tips:

1. Tailor to Your Audience

Consider the grade level and abilities of your students. Ensure the content and exercises are appropriate for their comprehension levels.

2. Incorporate Diverse Texts

Use a variety of texts, including poetry, fiction, and non-fiction, to expose students to different writing styles and perspectives.

3. Include Visuals

Incorporating images or diagrams can enhance understanding. For example, a graphic organizer can help students visualize the differences between points of view.

4. Provide Clear Instructions

Ensure that each section of the worksheet includes clear, concise instructions. This will help students understand what is expected and reduce confusion.

5. Review and Revise

After using the worksheet, solicit feedback from students. This can help you refine the content for future use.

Conclusion

Points of view worksheets are essential resources for anyone looking to deepen their understanding of narrative structure and enhance their writing skills. By providing students with engaging exercises that explore various perspectives, educators can foster critical thinking and creativity in their classrooms. Whether you're an educator or a student, utilizing points of view worksheets can transform the way you approach literature and storytelling.

Frequently Asked Questions

What is a points of view worksheet?

A points of view worksheet is an educational resource designed to help students identify and analyze different perspectives in a text or situation, enhancing their understanding of narrative voices and biases.

How can points of view worksheets be used in the classroom?

Teachers can use points of view worksheets to facilitate discussions, encourage critical thinking, and promote empathy by having students explore and compare different viewpoints in literature or real-life scenarios.

What grade levels are appropriate for using points of view worksheets?

Points of view worksheets can be adapted for various grade levels, typically starting from elementary school (around grade 3) to high school, depending on the complexity of the texts used.

What skills do students develop by using points of view worksheets?

Students develop critical thinking, analytical skills, empathy, and the ability to articulate their understanding of how perspective influences interpretation and meaning in texts.

Are there digital versions of points of view worksheets available?

Yes, many educational platforms offer digital points of view worksheets that can be filled out online, making them accessible for remote learning and interactive classroom activities.

What types of activities are commonly included in points of view worksheets?

Common activities include identifying the narrator's perspective, comparing multiple viewpoints, and rewriting a scene from a different character's perspective to explore how viewpoint affects storytelling.

Can points of view worksheets be used for non-fiction texts?

Absolutely! Points of view worksheets can be utilized for non-fiction texts as well, helping students to analyze bias, author intent, and varying perspectives on historical events or current issues.

Find other PDF article:

<https://soc.up.edu.ph/21-brief/pdf?dataid=NaR80-1589&title=exploring-anatomy-and-physiology-in-the-laboratory-4th-edition.pdf>

Points Of View Worksheet






























Join Google Play Points

In Google Play, you can earn points and rewards through the Google Play Points rewards program. With Play Points, you can: Earn points for purchases of digital content, in-app items, ...

Local Guides points, levels & badging - Google Help

Local Guides points, levels & badging As a Local Guide, you earn points when you share reviews, photos, and knowledge on Google Maps. Those points lead to higher levels of the program, as ...

Bullet Points   

Aug 4, 2023 · Bullet Points  Bullet Points                            

How many Nest Wifi Pro, Nest Wifi, or Google Wifi routers or points do I need? The number of Google Nest Wifi Pro, Nest Wifi, or Google Wifi devices needed to provide coverage for your ...

Google Maps vous permet d'obtenir des itinéraires en voiture, en transports en commun, à pied, en partage de course, à vélo, en avion ou à moto. Si plusieurs itinéraires vers votre destination ...

Official Google Play Help Center where you can find tips and tutorials on using Google Play and other answers to frequently asked questions.

You can import map features like lines, shapes, and places to your map from KML files, spreadsheets and other files. Import map data to a layer Step 1: Pre

Google Nest Wifi Pro (Wi-Fi 6E) can't be combined with Nest Wifi routers or points or Google Wifi points (Wi-Fi 5) in a mesh network. To get started, you need: Google Wifi point (s) If your ...

Add, edit, or delete Google Maps reviews & ratings Manage your Google Maps Timeline Discover helpful features in Google Maps Contribute to Google Maps & earn points Share your real-time ...

In Google Play, you can earn points and rewards through the Google Play Points rewards program. With Play Points, you can: Earn points for purchases of digital content, in-app items, ...

Local Guides points, levels & badging As a Local Guide, you earn points when you share reviews, photos, and knowledge on Google Maps. Those points lead to higher levels of the program, as ...

Aug 4, 2023 · Bullet Points

Measure distance between points You can measure the distance between 2 or more points on the map. For example, you can measure the mileage in a straight line between 2 cities.

How many Nest Wifi Pro, Nest Wifi, or Google Wifi routers or points do I need? The number of Google Nest Wifi Pro, Nest Wifi, or Google Wifi devices needed to provide coverage for your ...

Google Maps vous permet d'obtenir des itinéraires en voiture, en transports en commun, à pied, en partage de course, à vélo, en avion ou à moto. Si plusieurs itinéraires vers votre destination ...

Official Google Play Help Center where you can find tips and tutorials on using Google Play and other answers to frequently asked questions.

Import map features from a file - Computer - My Maps Help

You can import map features like lines, shapes, and places to your map from KML files, spreadsheets and other files. Import map data to a layer Step 1: Pre

Set up Google Wifi - Google Nest Help

Google Nest Wifi Pro (Wi-Fi 6E) can't be combined with Nest Wifi routers or points or Google Wifi points (Wi-Fi 5) in a mesh network. To get started, you need: Google Wifi point (s) If your ...

Share your real-time location with others in Google Maps

Add, edit, or delete Google Maps reviews & ratings Manage your Google Maps Timeline Discover helpful features in Google Maps Contribute to Google Maps & earn points Share your real-time ...

Enhance your students' critical thinking skills with our engaging points of view worksheet. Discover how to inspire diverse perspectives in your classroom!

[Back to Home](#)