

# Picture Sequencing Worksheets For Kindergarten

1

?













Σ

4

SEQUENCE WORKSHEET  
FOR KINDERGARTEN

Name: \_\_\_\_\_ Date: \_\_\_\_\_

**Instructions:** Given below are the parts of some daily life events. Observe and sequence the events by numbering them as 1,2 and 3 in the box given below every picture. One is done for you.

|    |   |   |  |
|----|---|---|--|
| 1. |  <div>1</div>  |  <div>3</div>  |  <div>2</div>  |
| 2. |  <div></div>  |  <div></div>  |  <div></div>  |
| 3. |  <div></div> |  <div></div> |  <div></div> |
| 4. |  <div></div> |  <div></div> |  <div></div> |

© www.numberdyslexia.com

Picture sequencing worksheets for kindergarten are invaluable tools that help young learners develop critical thinking and narrative skills. These worksheets involve sequential images that children must arrange in the correct order, fostering their comprehension of storytelling, cause and effect, and logical reasoning. By engaging with picture sequencing activities, kindergarteners not only enhance their cognitive abilities but also gain a stronger grasp of language arts, making these worksheets an essential component of early childhood education.

# **The Importance of Picture Sequencing in Early Education**

Picture sequencing worksheets play a crucial role in the development of various skills in young children. Here are some key benefits:

## **1. Enhancing Cognitive Skills**

- Logical Thinking: Children learn to identify relationships between events, fostering logical reasoning.
- Problem-Solving: Sequencing requires children to think critically and solve problems as they determine the correct order of events.
- Memory Recall: Engaging with sequences helps improve memory retention as children recall details to place them in order.

## **2. Language Development**

- Vocabulary Expansion: As children describe the images, they learn new words and phrases.
- Storytelling Skills: Sequencing helps children understand how stories are structured with a beginning, middle, and end.
- Comprehension: Understanding the sequence of events enhances overall comprehension skills, which are essential for reading.

## **3. Social Skills and Collaboration**

- Teamwork: Picture sequencing activities can be done in pairs or small groups, promoting collaboration.
- Communication: Children practice articulating their thoughts and listening to their peers, enhancing their verbal skills.

## **Types of Picture Sequencing Worksheets**

There are various types of picture sequencing worksheets that cater to different learning objectives and styles. Here are some popular formats:

### **1. Simple Sequences**

These worksheets involve a straightforward sequence of images depicting a common

activity, such as:

- Making a sandwich: Images of gathering ingredients, spreading mayo, adding toppings, and closing the sandwich.
- Washing hands: Pictures showing turning on the faucet, applying soap, scrubbing hands, and rinsing.

## **2. Story Sequencing**

Worksheets that incorporate a short story with images require children to arrange pictures that illustrate the narrative. For example:

- Going to the zoo: Pictures could depict traveling to the zoo, seeing animals, having lunch, and returning home.
- A day at the park: Images can show a family packing a picnic, playing games, eating, and leaving the park.

## **3. Cause and Effect Sequences**

These worksheets focus on linking events with their outcomes. For instance:

- Plant growth: Images showing a seed being planted, watered, growing into a plant, and producing flowers.
- Weather changes: Pictures illustrating the sun shining, clouds forming, rain falling, and the rainbow appearing.

## **4. Seasonal or Thematic Worksheets**

Worksheets that correspond with seasons or themes can be particularly engaging. Examples include:

- Fall activities: Arranging pictures of raking leaves, picking pumpkins, and enjoying a hayride.
- Holidays: Sequencing pictures of decorating a tree, wrapping gifts, and celebrating with family.

## **How to Use Picture Sequencing Worksheets in the Classroom**

Incorporating picture sequencing worksheets into kindergarten curricula can be done effectively through various methods. Here are some suggestions:

## **1. Direct Instruction**

- Begin with a brief lesson on sequencing, explaining what it means and why it is important.
- Use real-life examples to illustrate the concept of sequences, such as morning routines or favorite stories.

## **2. Guided Practice**

- Distribute simple picture sequencing worksheets for students to complete in pairs.
- Walk around the classroom to provide assistance and encouragement as needed.

## **3. Independent Practice**

- Once students have grasped the concept, provide more complex worksheets for individual work.
- Encourage children to explain their reasoning for the order they chose.

## **4. Assessment and Feedback**

- Review completed worksheets with students, discussing their choices and providing constructive feedback.
- Use the worksheets as a formative assessment tool to gauge understanding and identify areas needing improvement.

# **Creating Your Own Picture Sequencing Worksheets**

Educators can create customized picture sequencing worksheets tailored to their students' interests and learning levels. Here's how:

## **1. Choose a Theme or Topic**

Select a theme that resonates with your students, such as animals, family activities, or holidays.

## **2. Gather Images**

- Use clipart, photographs, or drawings that clearly depict each step in the sequence.
- Ensure the images are age-appropriate and engaging.

## **3. Create the Worksheet Layout**

- Organize the images in a clear format, ensuring enough space for children to write or draw their answers.
- Include instructions that are simple and straightforward.

## **4. Test the Worksheet**

Before using the worksheet in class, try it out with a colleague or older students to ensure clarity and appropriateness.

# **Resources for Picture Sequencing Worksheets**

Here are some resources where educators can find or create picture sequencing worksheets:

## **1. Online Educational Websites**

- Teachers Pay Teachers: A platform where educators share and sell their resources, including sequencing worksheets.
- Education.com: Offers a variety of printable worksheets tailored to different subjects and grade levels.

## **2. Educational Apps and Software**

- Seesaw: An app that allows teachers to create interactive assignments, including sequencing activities.
- ABCmouse: An interactive learning platform that includes sequencing games and worksheets.

## **3. Local Libraries and Bookstores**

- Look for workbooks or printable materials focused on sequencing and storytelling for

young children.

## **Conclusion**

In conclusion, picture sequencing worksheets for kindergarten are vital educational tools that support the development of cognitive, language, and social skills in young learners. By engaging in these activities, children enhance their ability to think logically, communicate effectively, and understand the structure of stories. With various types of worksheets available and the option to create customized versions, educators can provide engaging and meaningful learning experiences that lay the foundation for future academic success. By integrating picture sequencing into the curriculum, educators empower young children to become confident thinkers and storytellers.

## **Frequently Asked Questions**

### **What are picture sequencing worksheets for kindergarten?**

Picture sequencing worksheets are educational tools that help young children understand the order of events by arranging images in a logical sequence. They typically depict a story or process in several pictures.

### **How do picture sequencing worksheets benefit kindergarten learning?**

These worksheets enhance critical thinking, storytelling abilities, and comprehension skills. They encourage children to think about cause and effect, as well as the logical progression of events.

### **Can picture sequencing worksheets be used for teaching other subjects?**

Yes, they can be adapted for various subjects like science (life cycles), social studies (historical events), and even math (steps in a problem-solving process), making them versatile educational tools.

### **What skills do children develop through picture sequencing activities?**

Children develop sequencing skills, vocabulary, narrative skills, and improved fine motor skills through cutting, gluing, or drawing pictures to complete the sequences.

### **How can teachers create their own picture sequencing**

## worksheets?

Teachers can create their own worksheets by selecting a simple story or process, breaking it down into clear steps, and finding or drawing images that represent each step for students to arrange.

## Are there digital versions of picture sequencing worksheets available?

Yes, many educational websites and apps offer digital picture sequencing worksheets that can be interactive, allowing children to drag and drop images into the correct order.

## What age group is appropriate for picture sequencing worksheets?

Picture sequencing worksheets are typically designed for preschool and kindergarten children, generally ages 4 to 6, but they can also be used with older students for reinforcement.

Find other PDF article:

<https://soc.up.edu.ph/62-type/Book?docid=Qab97-4224&title=tinky-winky39s-walk.pdf>

## Picture Sequencing Worksheets For Kindergarten

**photo** **photograph** **picture** -

photo picture 2. Photo ...

Windows 11 -

Sergey Tkachenko How to remove "Learn more about this picture" icon in Windows 11 ...

**movie** **film** **motion picture** -

Jan 5, 2024 · movie film motion picture Movie Film Motion Picture " " 1. Movie ...

picture photo -

picture photo 1 picture photo 2 picture ...

URL -

API URL URL ...

**image** **picture** -

image picture 1 image ['ɪmɪdʒ] picture ['pɪktʃə(r)] ['pɪktʃər] 2

imagen. ( ) ...

markdown -  
markdownHTML

sciGraphical Abstract -  
IFandShort Abstractfigure  
...

chartdiagramgraphfigure ...  
chart: A chart is a diagram, picture, or graph which is intended to make information easier to understand. chartdiagrampicture ...

CAD3 -  
Sep 30, 2019 · CAD!

photophotographpicture -  
photopicturepicture 2. Photo

Windows 11? -  
Sergey Tkachenko How to remove “Learn more about this picture” icon in Windows 11 Winaero regedit

moviefilmmotion picture\_ Jan 5, 2024 · moviefilmmotion pictureMovieFilmMotion Picture“” 1. MovieFilmMovieFilm

picturephoto\_ picturephoto 1 picture photo 2 picture “” imagine photo 3 picture ...

URL -  
APIURLURL...

image picture -  
image picture 1 image ['ɪmɪdʒ] ['ɪmɪdʒ] picture ['pɪktʃə (r)] ['pɪktʃər] 2 image n. ( ) picture n. v. ...

markdown -  
markdownHTML

sciGraphical Abstract -  
IFandShort Abstractfigure  
...

chartdiagramgraphfigure ...  
chart: A chart is a diagram, picture, or graph which is intended to make information easier to understand. chartdiagrampicturegraph diagram: A diagram is a simple drawing which consists mainly of lines and is used, for example, to explain how a machine works.



**CAD** 3 -

Sep 30, 2019 · CAD

Enhance your kindergarten classroom with engaging picture sequencing worksheets for kindergarten. Discover how these activities boost literacy and critical thinking skills!

[Back to Home](#)