

# Persona 4 Golden New Game Plus Guide



## Persona 4 Golden New Game Plus Guide

Persona 4 Golden (P4G) is an enhanced version of the classic Persona 4 RPG, originally released on PlayStation 2. The game has garnered a dedicated fanbase due to its engaging story, deep character development, and unique blend of life simulation and dungeon crawling. One of the most exciting features of Persona 4 Golden is the New Game Plus (NG+) mode, which allows players to carry over their progress and make new choices in a fresh playthrough. This guide aims to provide comprehensive insights into how to make the most out of NG+ in Persona 4 Golden.

What is New Game Plus?

New Game Plus is a feature that enables players to start a new game while retaining certain aspects from their previous playthrough. In Persona 4 Golden, NG+ allows players to carry over:

- Character levels
- Social links
- Items
- Money
- Persona registration
- Certain trophies and achievements

This feature is ideal for players who wish to explore different storylines, max out social links, or simply enjoy the game again without starting from scratch.

Getting Started with New Game Plus

To access New Game Plus in Persona 4 Golden, follow these steps:

1. Complete the game and reach the end credits.
2. After the credits roll, you'll be prompted to save your game.
3. Load this save file to start your New Game Plus adventure.

Key Differences in New Game Plus

In New Game Plus, several aspects of the game change to enhance your experience:

- Increased Difficulty: Enemies are tougher, and their levels increase, requiring better strategies and planning.
- Higher Level Caps: You can reach higher levels for both your protagonist and your Personas.
- New Personas: Certain Personas become available for fusion that were not accessible in the first playthrough.
- Additional Content: Unlocks new events, options, and dialogue choices that were not available previously.

## What to Carry Over

Understanding what you can carry over into your NG+ run is crucial for maximizing your gameplay experience. Here's a detailed list of what you can expect to bring along:

### 1. Character Levels

Your protagonist and all party members retain their levels, making battles easier initially as you face tougher enemies.

### 2. Social Links

All social links and their respective ranks will carry over. This allows you to continue building relationships and unlocking new abilities.

### 3. Items and Equipment

All items, weapons, and armor obtained throughout your initial playthrough will carry over, including consumables and crafting materials.

### 4. Money

Your yen balance remains intact, allowing for better preparation as you begin your new journey.

### 5. Compendium and Personas

The Persona compendium retains all registered Personas, making it easier for you to fuse and create powerful new ones.

### 6. Trophies and Achievements

Some trophies and achievements can be carried over, allowing you to unlock additional rewards without repeating the same tasks.

## Strategies for New Game Plus

To make the most out of your NG+ experience in Persona 4 Golden, consider the following strategies:

### 1. Max Out Social Links Early

Since you can carry over your social links, focus on maxing out the more complicated ones early in the game. This will allow you to unlock their full potential and gain access to powerful Personas. Here's a suggested order for social links you should prioritize:

- The Fool: Start with the protagonist's social link to access abilities earlier.
- The Lovers: This link provides great benefits by allowing for stronger Personas.
- The Empress: It's beneficial for those looking to enhance their combat strategies.

## 2. Experiment with Personas

Use NG+ to experiment with different fusion combinations. With your higher level and access to various Personas, you can create powerful new ones that better suit your playstyle.

## 3. Explore New Choices

NG+ allows you to make different narrative choices. Take advantage of this opportunity to explore alternate endings, dialogues, and character interactions that you may have missed in your first playthrough.

## 4. Increase Difficulty Strategically

If you feel confident, you may want to challenge yourself by playing on a higher difficulty setting. This will make the battles more engaging and require you to strategize more effectively.

## 5. Focus on Completing the Compendium

Since you can carry over registered Personas, use this opportunity to complete your compendium by fusing and experimenting with new Personas that you didn't use in your first playthrough.

## New Content in New Game Plus

Persona 4 Golden introduces new content in NG+ that enriches the gameplay experience. Here are some noteworthy additions:

### 1. New Events

Certain events and cutscenes become available only in NG+. These can provide deeper insight into character backgrounds and offer unique interactions.

### 2. Additional Achievements

New Game Plus features additional achievements that can be unlocked, incentivizing players to explore different aspects of the game.

### 3. Bonus Items

Players receive bonus items at the start of NG+ based on their performance in the previous playthrough, providing a helpful boost early on.

## Tips for a Successful New Game Plus

To ensure your NG+ experience is enjoyable and fulfilling, keep these tips in mind:

- Plan Your Schedule: Use the in-game calendar to plan out your days effectively, ensuring you balance combat, social links, and exploration.
- Choose Your Personas Wisely: As you progress, try to keep a diverse set of Personas to cover various elemental weaknesses and battle situations.
- Utilize Your Money: Invest in the best gear early on, and stock up on healing items to ensure you're prepared for tougher battles.
- Explore Every Corner: Take time to explore dungeons and towns thoroughly, as you may find new items or events that weren't available previously.

## Conclusion

New Game Plus in Persona 4 Golden offers a fresh and exciting opportunity to re-experience the game while retaining previous progress. With the ability to carry over levels, social links, and items, players can explore new strategies and stories. By following the tips and strategies outlined in this guide, you can maximize your NG+ experience and delve deeper into the captivating world of Persona 4 Golden. Whether you're a veteran of the series or a newcomer, NG+ is an excellent way to discover the richness of this beloved RPG.

## Frequently Asked Questions

### What is New Game Plus in Persona 4 Golden?

New Game Plus (NG+) allows players to carry over certain progress, items, and stats from their completed playthrough into a new game, enabling them to experience the story again with enhanced capabilities and choices.

### What carries over when starting New Game Plus in Persona 4 Golden?

In NG+, players retain their Social Links, Persona compendium, items, money, equipment, and character stats such as level, skills, and relationships, making it easier to explore different story paths and max out Social Links.

### Are there any new features or challenges in New Game Plus?

Yes, in NG+, players can unlock additional difficulty levels, face tougher enemy encounters, and may encounter new events or dialogue options not available in the first playthrough, enhancing replayability.

### How do I access New Game Plus in Persona 4 Golden?

After completing the game and viewing the ending credits, you will be prompted to start a New Game Plus. Simply select the option to begin a new game while retaining your progress from the previous playthrough.

## What is the best strategy for maximizing Social Links in New Game Plus?

Focus on prioritizing Social Links that advance quickly, utilize your retained items and maxed stats to breeze through battles, and consider using guides to optimize your time management for completing all Social Links efficiently.

Find other PDF article:

<https://soc.up.edu.ph/32-blog/files?docid=DbY56-8464&title=ikea-sultan-lade-bed-assembly-instructions.pdf>

# Persona 4 Golden New Game Plus Guide

*persona*□□□□□□□□□□□□□□ - □□

```
persona[] persona[] persona[] persona5[] persona5[] persona5[]  
... ..
```

□□□□□□□ (Persona)? - □□

```
PersonA[0][0] PersonB[0][0] ...
```








Pc\_\_\_\_\_5\_\_\_\_\_ - \_\_\_\_\_

Feb 17, 2023 · [D](#) [Denuvo](#) [100%](#) ...

personale -

Oct 16, 2019 · Persona     
   ...

Intel (R) UHD Graphics - 0000000000000000

Feb 13, 2025 ·   UHD  i7-11700  UHD 750 32  256  1.3GHz  ...

**persona**  -

```

1      .....
persona  persona persona5 persona5 persona5
.....
persona

```

**□□□□□□□ (Persona)? - □□**

Personennummer 1

[illegible]

Feb 17, 2023 · 00:00:00 Denuvo 100% exe dll DRM D DRM ...

personna 4 金 - 金 ...

Oct 16, 2019 · Persona 4 金 - 金 ...

Intel (R) UHD Graphics - 金

Feb 13, 2025 · Intel (R) UHD Graphics - 金 ...

personna 4 金 - 金 ...

Dec 28, 2017 · persona 4 金 - 金 ...

personna 4 金 - 金

personna 4 金 - 金

Terminal - 金

Terminal - 金

personna 4 金 - 金

Persona 4 金 - 金 ...

personna 4 金 - 金

Oct 14, 2020 · P5 金 - 金 ...

Unlock the secrets of Persona 4 Golden with our comprehensive New Game Plus guide! Master strategies and enhance your gameplay. Learn more now!

[Back to Home](#)