

Perimeter Find The Missing Side Length Worksheet

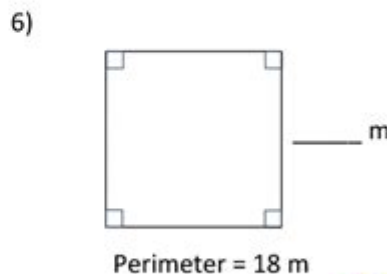
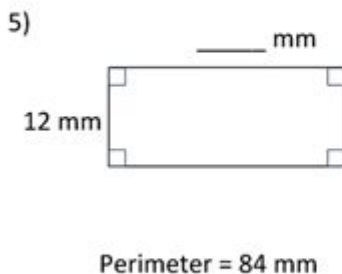
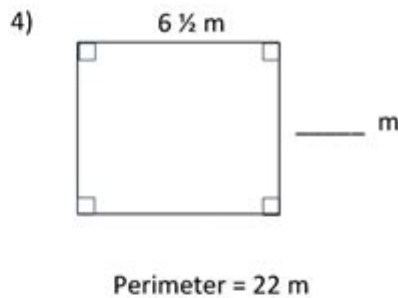
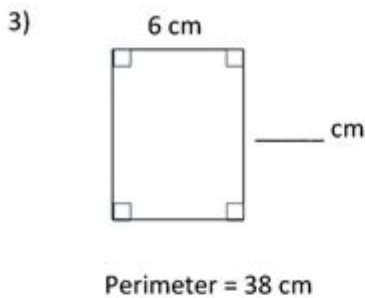
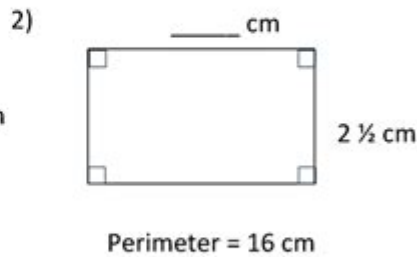
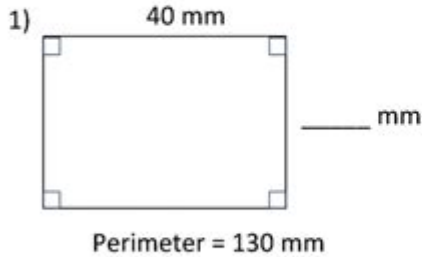
Name _____

Date _____



PERIMETER OF A RECTANGLE MISSING SIDES 2

Find the missing side of each rectangle using the information given. They are not to scale.



Understanding Perimeter and Missing Side Lengths

Perimeter find the missing side length worksheet is a valuable tool used in mathematics education to help students grasp the concept of perimeter while developing their problem-solving skills. Perimeter is defined as the total distance around the outside of a geometric shape. It is an important concept in both geometry and real-world applications, such as determining the length of fencing needed for a yard or the amount of material required for a project. This article will explore perimeter, the significance of

finding missing side lengths, and how worksheets can aid in mastering these concepts.

What is Perimeter?

The perimeter is the sum of the lengths of all the sides of a two-dimensional shape. Different shapes have different formulas to calculate their perimeters:

- **Rectangle:** $P = 2(l + w)$ where l is the length and w is the width.
- **Square:** $P = 4s$ where s is the length of one side.
- **Triangle:** $P = a + b + c$ where a , b , and c are the lengths of the sides.
- **Circle:** P (Circumference) $= 2\pi r$ where r is the radius.

Understanding these formulas is crucial for solving problems involving perimeter, especially when some side lengths are unknown.

The Importance of Finding Missing Side Lengths

In many real-world situations, not all side lengths of a shape are readily available. Therefore, being able to find a missing side length based on given information is a critical skill. Here are a few reasons why this skill is important:

1. **Real-Life Applications:** In construction, landscaping, and various fields, professionals often need to calculate dimensions based on incomplete data.
2. **Problem-Solving Skills:** Finding missing side lengths develops logical reasoning and critical thinking skills in students.
3. **Foundation for Advanced Mathematics:** Understanding perimeter and missing side lengths lays the groundwork for more complex topics such as area, volume, and algebraic equations.

Creating a Perimeter Find the Missing Side Length Worksheet

A well-structured worksheet can significantly enhance the learning experience. Below are steps to create an effective perimeter worksheet that focuses on finding missing side

lengths.

Components of the Worksheet

1. Title and Instructions:

- Clearly label the worksheet with a title that indicates its purpose, such as "Perimeter: Find the Missing Side Lengths."
- Provide concise instructions on how to complete the problems.

2. Variety of Shapes:

- Include a range of geometric shapes, such as rectangles, squares, triangles, and circles, to provide diverse problems.
- Each shape should have at least one side length missing.

3. Examples:

- Offer a couple of solved examples to demonstrate how to approach each type of problem. For instance, show how to calculate the missing side of a rectangle when the perimeter and one side length are known.

4. Practice Problems:

- List problems that require students to find missing side lengths. Ensure there is a mix of simple and challenging problems.

5. Answer Key:

- Include an answer key at the end of the worksheet to allow students to check their work.

Sample Problems

Here are a few sample problems that could be included in a worksheet:

1. Rectangle Problem:

- The perimeter of a rectangle is 30 units, and one side length is 8 units. What is the length of the other side?

2. Square Problem:

- A square has a perimeter of 36 units. What is the length of each side?

3. Triangle Problem:

- A triangle has sides measuring 5 units and 7 units, and the perimeter is 20 units. What is the length of the missing side?

4. Circle Problem:

- A circular garden has a circumference of 31.4 units. What is the radius of the garden?

How to Solve Missing Side Length Problems

To successfully find the missing side lengths, students should follow these steps:

Step 1: Identify Given Information

Carefully read the problem to identify what information is provided, such as known side lengths or the total perimeter.

Step 2: Write Down the Perimeter Formula

Depending on the shape, write down the appropriate perimeter formula. For example, for a rectangle, use $P = 2(l + w)$.

Step 3: Substitute Known Values

Insert the known values into the formula. For example, if you know the perimeter and one side, substitute those values into the equation.

Step 4: Solve for the Missing Length

Rearrange the equation to solve for the unknown side length. This may involve basic algebraic manipulation.

Step 5: Check Your Work

Once a solution is found, plug the value back into the original perimeter formula to ensure that it satisfies the equation.

Benefits of Using Worksheets for Learning

Worksheets are an effective educational tool that can provide numerous benefits:

- **Reinforcement:** Worksheets reinforce concepts taught in class, helping students solidify their understanding.
- **Independent Practice:** Students can work independently, allowing teachers to

assess individual comprehension.

- **Immediate Feedback:** With answer keys, students can promptly check their work, facilitating self-correction and learning.
- **Engagement:** Worksheets can be designed to be visually appealing and engaging, making learning more enjoyable.

Conclusion

In conclusion, a **perimeter find the missing side length worksheet** is an essential resource in mathematics education. It aids in the understanding of perimeter, enhances problem-solving skills, and provides practical applications for real-world scenarios. By engaging with these worksheets, students can develop a solid foundation in geometry that will serve them well in future mathematical endeavors. Whether in classrooms or at home, these worksheets are invaluable tools for educators and learners alike.

Frequently Asked Questions

What is the formula to find the perimeter of a rectangle if one side length is missing?

The perimeter of a rectangle is found using the formula $P = 2(l + w)$, where P is the perimeter, l is the length, and w is the width. If one side length is missing, you can rearrange the formula to find it.

How can I determine the missing side length if I know the perimeter and one side of a triangle?

For a triangle, the perimeter is the sum of all three sides. If you know the perimeter (P) and one side length (a), you can find the missing side (b) by using the formula: $b = P - a - c$, where c is the length of the other side.

What should I do if the worksheet provides the perimeter but not the shape's dimensions?

If the worksheet provides the perimeter but not the dimensions, use the properties of the shape (e.g., for a rectangle, use the length and width relationship) to set up equations and solve for the missing side length.

Are there any specific strategies to tackle perimeter

problems involving missing side lengths?

Yes, strategies include drawing a diagram, labeling all known dimensions, using algebra to express the perimeter in terms of the missing side, and applying the perimeter formula relevant to the shape.

How do I check my answer after finding a missing side length in a perimeter worksheet?

To check your answer, substitute the found side length back into the perimeter formula for the shape and verify that the calculated perimeter matches the given perimeter.

Find other PDF article:

<https://soc.up.edu.ph/34-flow/Book?trackid=DGP50-0853&title=jacob-jamaican-tour-guide-jump.pdf>

Perimeter Find The Missing Side Length Worksheet

Perimeter | HiNative

Perimeter Q&A Perimeter 31

perimeter circumference ... - HiNative

perimeter circumf... 3 HiNative " " ...

perimeter - () ...

perimeter 2 HiNative " " ...

Periphery Perimeter ... - HiNative

Periphery Perimeter 3 HiNative " " ...

Câu ví dụ, định nghĩa và cách sử dụng của "Perimeter" | HiNative

A: Perimeter is a geometric term of the addition of all the sides of an object Around means that you are going around a circle or anything. Perimeter is a noun and around is an abverb.

Đâu là sự khác biệt giữa "perimeter" và "circumference"

Đồng nghĩa với perimeter Circumference is the outside edge of something that is curved, e.g. "The circumference of a circle" Perimeter is the outside edge of a closed shape that isn't ...

"Periphery" Perimeter | HiNative

Periphery'periphery' is the exterior or surrounding of something. "The old mansion is located on the periphery of the city". 'perimeter' defines the outline of a figure. "The gardener had to ...

What is the difference between "Periphery" and "Perimeter ...

Synonym for Periphery 'periphery' is the exterior or surrounding of something. "The old mansion is located on the periphery of the city". 'perimeter' defines the outline of a figure. "The gardener ...

"perimeter" vs "circumference" | HiNative

perimeterCircumference is the outside edge of something that is curved, e.g. "The circumference of a circle" Perimeter is the outside edge of a closed shape that isn't curved e.g. "The ...

rim edge brim border ... - HiNative

rim - ring of basketball hoop or part of a wheel edge - farthest part of a surface or object example :edge of a cliff, edge of a blade brim - the outside ring of a hat or the top part of a cup ...

Perimeter | HiNative

PerimeterQ&APerimeter31

perimeter vs circumference ... - HiNative

perimetercircumf...3Hivative" " " ...

perimeter - () ...

perimeter2Hivative" " " ...

Periphery vs Perimeter ... - HiNative

PeripheryPerimeter3Hivative" " " ...

Câu ví dụ, định nghĩa và cách sử dụng của "Perimeter" | HiNative

A: Perimeter is a geometric term of the addition of all the sides of an object Around means that you are going around a circle or anything. Perimeter is a noun and around is an abverb.

Đâu là sự khác biệt giữa "perimeter" và "circumference"

Đồng nghĩa với perimeter Circumference is the outside edge of something that is curved, e.g. "The circumference of a circle" Perimeter is the outside edge of a closed shape that isn't ...

"Periphery" vs "Perimeter" | HiNative

Periphery'periphery' is the exterior or surrounding of something. "The old mansion is located on the periphery of the city". 'perimeter' defines the outline of a figure. "The gardener had to ...

What is the difference between "Periphery" and "Perimeter ...

Synonym for Periphery 'periphery' is the exterior or surrounding of something. "The old mansion is located on the periphery of the city". 'perimeter' defines the outline of a figure. "The gardener ...

"perimeter" vs "circumference" | HiNative

perimeterCircumference is the outside edge of something that is curved, e.g. "The circumference of a circle" Perimeter is the outside edge of a closed shape that isn't curved e.g. "The ...

rim edge brim border ... - HiNative

rim - ring of basketball hoop or part of a wheel edge - farthest part of a surface or object example :edge of a cliff, edge of a blade brim - the outside ring of a hat or the top part of a cup ...

Discover how to solve perimeter problems with our 'Perimeter Find the Missing Side Length Worksheet.' Perfect for students and teachers. Learn more today!

[Back to Home](#)