

Persona 4 Golden Strategy Guide



Persona 4 Golden Strategy Guide

Introduction to Persona 4 Golden

Persona 4 Golden is an enhanced version of the original Persona 4, a part of the popular Shin Megami Tensei series developed by Atlus. Released for the PlayStation Vita in 2012, this game has captivated fans with its unique blend of RPG mechanics, social simulation, and compelling storytelling. The game takes place in the rural town of Inaba, where players assume the role of a high school student who, along with friends, investigates a series of mysterious murders linked to a supernatural realm known as the TV World. This strategy guide is designed to aid both new players and veteran fans in navigating the complexities of Persona 4 Golden, ensuring a fulfilling gameplay experience.

Understanding the Basics

Game Mechanics

Before diving into strategies, it's essential to grasp the core mechanics of Persona 4 Golden:

1. **Social Links:** Building relationships with characters unlocks new abilities and strengthens your Personas.
2. **Combat System:** Turn-based combat that involves exploiting enemy weaknesses to gain an advantage.
3. **Daily Life:** Players must balance their time between exploring dungeons and engaging in social activities.

Character Roles and Personas

In Persona 4 Golden, players can summon Personas, manifestations of their inner psyche. Each character has a unique Persona with specific strengths and weaknesses. Understanding these is crucial for effective combat strategies. Key characters include:

- Yu Narukami: The protagonist; can wield multiple Personas.
- Yosuke Hanamura: A balanced character with strong wind attacks.
- Chie Satonaka: A physical attacker, effective against enemies weak to ice.
- Yukiko Amagi: Specializes in fire spells and support abilities.
- Kanji Tatsumi: A powerful physical attacker; excels in taking down tough enemies.

Getting Started: The Early Game

Character Development

At the beginning of the game, focus on developing Social Links, as they provide critical bonuses. Prioritize the following:

1. Yosuke Hanamura: Unlocks the "Chariot" Arcana, enhancing your Persona abilities.
2. Chie Satonaka: Offers physical attack boosts.
3. Yukiko Amagi: Provides access to powerful fire spells.

To maximize Social Link benefits, engage in dialogues and participate in activities that align with the character's interests.

Exploring the TV World

The TV World introduces dungeon mechanics and enemy encounters. Key tips include:

- Explore Thoroughly: Each floor has items and enemies that contribute to leveling up.
- Use Weaknesses: Always attack enemies with their elemental weaknesses for extra turns.
- Manage Resources: Keep an eye on your health and SP (skill points) during explorations.

Mid-Game Strategies

As you progress, the difficulty of battles increases, and strategic planning becomes paramount.

Advanced Combat Techniques

1. Party Composition: Ensure a balanced party with a mix of physical and magical abilities.
2. Elemental Affinities: Pay attention to enemy affinities and switch Personas accordingly.
3. Use Buffs and Debuffs: Skills that enhance your team's abilities or weaken foes can turn the tide of battle.

Maximizing Social Links

In the mid-game, you should focus on maximizing your Social Links. Effective strategies include:

- Time Management: Use your in-game calendar to prioritize events and activities that boost Social Links.
- Participate in Events: Engage in seasonal events and festivals, as they can significantly enhance relationships.
- Make Smart Choices: Your dialogue choices can affect Social Link progression; choose options that align with the character's personality.

End-Game Tactics

As you approach the end of the story, optimizing your strategy is crucial to tackling the final challenges.

Final Dungeon Exploration

The final dungeon is a test of everything you've learned. Key strategies include:

- Level Up: Ensure your characters are at the highest possible level before entering.
- Stock Up on Items: Collect healing items and SP-restoring items to sustain your party.
- Fusion and Optimization: Fuse Personas to create powerful combinations that suit your combat style.

Final Boss Strategy

The final boss can be daunting. Here's how to prepare:

1. Know the Boss: Understand the boss's weaknesses and attack patterns.
2. Use Buffing Skills: Skills that enhance your team's stats are vital during the final fight.
3. Manage Turn Order: Keep track of turn order to maximize damage output and minimize risk.

Additional Tips and Tricks

To enrich your gameplay experience, consider the following:

- New Game Plus: After completing the game, consider starting a New Game Plus for additional challenges and to carry over your Personas and Social Links.
- Collectibles: Look for collectible cards and items throughout the game, as they can provide bonuses and enhance your experience.
- Side Quests: Engage with side quests to gain additional experience and strengthen your Social Links.

Conclusion

Persona 4 Golden is a rich and intricate game that rewards players for their investment in both combat and character relationships. This strategy guide has outlined essential mechanics, early-game strategies, and advanced tactics to help you navigate your journey in Inaba. Whether you're battling shadows in the TV World or building friendships in the real world, every decision matters. Embrace the challenge, enjoy the story, and immerse yourself in the captivating world of Persona 4 Golden. Happy gaming!

Frequently Asked Questions

What is 'Persona 4 Golden' and why is it popular?

'Persona 4 Golden' is an enhanced remake of the original 'Persona 4' RPG, featuring improved graphics, additional content, and new gameplay mechanics. It's popular for its deep narrative, character development, and engaging blend of life simulation and dungeon crawling.

What are some essential tips for beginners in 'Persona 4 Golden'?

Beginners should focus on managing their time effectively, balancing social links, leveling up personas, and exploring dungeons thoroughly. Prioritize building relationships with characters to unlock powerful personas and enhance abilities.

How can I maximize my social links in 'Persona 4 Golden'?

To maximize social links, prioritize spending time with characters whose arcana complements your persona. Engage in activities that resonate with their interests, and use items or participate in events that boost social link points.

What are the differences between 'Persona 4' and 'Persona 4 Golden'?

'Persona 4 Golden' includes new characters, additional story content, improved visuals, and quality-of-life features like faster travel and a new difficulty mode. It also adds new events and social links, enhancing the overall experience.

What is the best way to level up personas quickly?

To level up personas quickly, participate in battles regularly, fuse lower-level personas into stronger ones, and use the 'Shuffle Time' feature effectively after battles to gain experience. Additionally, focus on exploiting enemy weaknesses to gain extra turns.

Are there any missable trophies or achievements in 'Persona 4 Golden'?

Yes, there are several missable trophies and achievements in 'Persona 4 Golden'. Players should be mindful of specific social links, events, and the timing of story progression, especially during the final parts of the game.

How do I unlock new personas in 'Persona 4 Golden'?

New personas can be unlocked through fusion at the Velvet Room, by leveling up and collecting cards during battles, or by completing specific quests. Make sure to explore the dungeon and interact with the Velvet Room frequently.

What are some recommended persona fusions for endgame content?

Recommended persona fusions for endgame content include creating powerful personas like Izanagi-no-Okami and other high-level personas that complement your playstyle. Focus on fusion combinations that enhance elemental skills and resistances.

How can I effectively manage my time in 'Persona 4 Golden'?

To manage your time effectively, plan your daily activities, prioritize social links with characters that provide the most benefits, and balance dungeon exploration with social activities. Use guides to optimize your schedule and avoid missing important events.






























What is the significance of the 'TV World' in 'Persona 4 Golden'?

The 'TV World' serves as the primary dungeon setting in 'Persona 4 Golden', representing the characters' inner struggles and emotions. It's where players face their shadows and confront personal issues, making it crucial for character development and the overall narrative.

Find other PDF article:

<https://soc.up.edu.ph/16-news/Book?trackid=RuL16-8074&title=defensive-driving-school-practice-test.pdf>

[Persona 4 Golden Strategy Guide](#)

Oct 16, 2019 · Persona                               

Intel (R) UHD Graphics

Feb 13, 2025 · 1080p 60FPS 10bit HDR UHDP7500i7-11700UHD 750 32 GB 256 1.3GHz ...

□□□□ **persona** □□□□□□ **persona** □□□□□□ ...

Dec 28, 2017 · persona[] p[]
[]persona[] ...

5 persona - -

5 Persona

Terminal **MAC** **mobaxterm** -

Terminal x11 crash mobaxterm ssh

persona□□□□□□□□□□□□□□□□ - □□

Persona

Page 5 of 10

Oct 14, 2020 · P5 5 P5R (5) Persona-
P5 ...

Unlock the secrets of Persona 4 Golden with our comprehensive strategy guide! Master gameplay

[Back to Home](#)