

Perimeter Area Circumference Worksheet


Area, Perimeter and Circumference Review WS ANSWER KEY

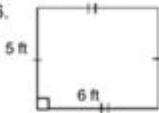
***Round answers to the nearest tenth**

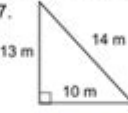
Fill in each blank with the correct formula.

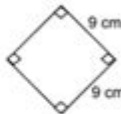
- the area of a circle: $A = \pi r^2$
- the area of a triangle: $A = \frac{1}{2}bh$
- the area of a parallelogram: $A = bh$
- the circumference of a circle: $C = 2\pi r$ or πd

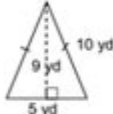
Find the area and perimeter (or circumference) of each figure.


- 

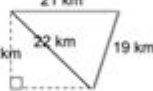
$C = 25.1$ in
 $A = 50.3$ in²
- 

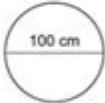
$P = 22$ ft
 $A = 30$ ft²
- 

$P = 37$ m
 $A = 65$ m²
- 

$P = 36$ cm
 $A = 81$ cm²
- 

$P = 25$ yd
 $A = 22.5$ yd²
- 

$P = 56$ ft
 $A = 182$ ft²
- 

$P = 62$ km
 $A = 189$ km²
- 

$C = 314.2$ cm
 $A = 7854$ cm²
- a circle with a radius of 12 ft.

$C = 75.4$ ft
 $A = 452.4$ ft²
- a rectangle with length = 14 ft and width = 17 ft.

$P = 62$ ft
 $A = 238$ ft²
- a circle with a diameter of 22 yd.

$C = 69.1$ yd
 $A = 380.1$ yd²
- a square with a side of 10 mm.

$P = 40$ mm
 $A = 100$ mm²

Perimeter area circumference worksheet is an essential tool for students and educators alike, providing a structured method for exploring fundamental concepts in geometry. Understanding these three critical measurements not only enhances mathematical skills but also develops spatial reasoning, which is vital in everyday problem-solving. In this article, we will delve into the importance of perimeter, area, and circumference, and discuss how worksheets can aid in learning these concepts effectively.

Understanding Key Concepts

What is Perimeter?

Perimeter refers to the total distance around the edges of a two-dimensional shape. It is an essential concept in geometry, particularly when dealing with polygons. The perimeter can be calculated by summing the lengths of all sides of the shape.

For example:

- For a rectangle, the formula is:

$\text{Perimeter} = 2 \times (\text{Length} + \text{Width})$

- For a square, the formula is:

$\text{Perimeter} = 4 \times \text{Side Length}$

What is Area?

Area measures the amount of space enclosed within a shape. It quantifies the size of a surface and is typically expressed in square units. Different shapes have different formulas for calculating area.

Common formulas include:

- Rectangle:

$\text{Area} = \text{Length} \times \text{Width}$

- Square:

$\text{Area} = \text{Side Length}^2$

- Triangle:

$\text{Area} = (\text{Base} \times \text{Height}) / 2$

- Circle:

$\text{Area} = \pi \times \text{Radius}^2$

What is Circumference?

Circumference is a specific measurement relevant primarily to circles, representing the distance around the circle. The circumference can be calculated using the formula:

$\text{Circumference} = 2 \times \pi \times \text{Radius}$

or

$\text{Circumference} = \pi \times \text{Diameter}$

Importance of Perimeter, Area, and Circumference Worksheets

Worksheets that focus on perimeter, area, and circumference are instrumental in reinforcing these concepts through practice. Here are some benefits of using such worksheets:

- **Enhanced Understanding:** Worksheets provide structured practice that helps students grasp the relationships between different geometric concepts.
- **Skill Development:** Repeated exercises improve problem-solving skills and boost confidence in handling various geometric problems.

- **Assessment Tool:** Teachers can use worksheets to identify areas where students may struggle, allowing for targeted interventions.
- **Engagement:** Interactive worksheets can make learning fun, encouraging students to engage with the material actively.

How to Use a Perimeter Area Circumference Worksheet

Using a worksheet effectively involves several steps:

1. **Review Concepts:** Before diving into problems, ensure that students understand the definitions and formulas related to perimeter, area, and circumference.
2. **Start with Simple Problems:** Begin with basic shapes like squares and rectangles to build confidence.
3. **Progress to Complex Shapes:** Gradually introduce more complex figures such as triangles and circles, integrating different calculations within the same worksheet.
4. **Encourage Real-World Applications:** Incorporate problems that relate to real-life scenarios, such as calculating the perimeter of a garden or the area of a room.
5. **Provide Feedback:** After completing the worksheet, review answers and provide constructive feedback to reinforce learning.

Types of Problems to Include in Worksheets

A comprehensive perimeter area circumference worksheet should include a variety of problem types to cater to different learning levels. Here are some examples:

1. Basic Calculation Problems

- Calculate the perimeter of a rectangle with a length of 8 cm and a width of 5 cm.
- Find the area of a square with a side length of 4 m.

2. Word Problems

- A fence needs to be built around a rectangular garden measuring 12 m by 10 m. What is the total length of the fence required?
- If a circular swimming pool has a radius of 3.5 m, what is the circumference?

3. Mixed Problems

- Given a triangle with a base of 6 cm and a height of 4 cm, calculate the area and then find the perimeter if the other two sides are 5 cm each.
- Calculate the area of a circle with a diameter of 10 cm. Then, determine the circumference.

Tips for Creating Effective Worksheets

Creating an effective perimeter area circumference worksheet can be achieved by following these tips:

- **Clear Instructions:** Always provide clear and concise instructions for each section of the worksheet to avoid confusion.
- **Varied Difficulty Levels:** Include problems of varying difficulty to challenge different skill levels.
- **Visual Aids:** Use diagrams and illustrations where appropriate to help visual learners grasp concepts more effectively.
- **Answer Key:** Provide an answer key for self-assessment, allowing students to check their work independently.
- **Incorporate Technology:** Consider using digital platforms for worksheets that can provide instant feedback and interactive elements.

Conclusion

In conclusion, a well-structured **perimeter area circumference worksheet** is an invaluable resource for both students and educators. By providing a systematic approach to learning these fundamental geometric concepts, worksheets facilitate better understanding, engagement, and skill development. Whether used in the classroom or for self-study, these worksheets can significantly enhance a student's mathematical journey, paving the way for success in more advanced topics. By incorporating various problem types and ensuring clarity in instructions, educators can create effective learning tools that resonate with students and foster a lifelong appreciation for geometry.

Frequently Asked Questions

What is the purpose of a perimeter, area, and circumference worksheet?

The purpose of such a worksheet is to help students practice and reinforce their understanding of the concepts of perimeter, area, and circumference for various geometric shapes.

What formulas are commonly used in a perimeter, area, and circumference worksheet?

Common formulas include: Perimeter of a rectangle ($P = 2(l + w)$), Area of a rectangle ($A = l \times w$), Circumference of a circle ($C = 2\pi r$), and Area of a circle ($A = \pi r^2$).

What types of shapes are typically covered in these worksheets?

These worksheets usually cover a variety of shapes including rectangles, squares, triangles, circles, and sometimes polygons.

How can teachers effectively use perimeter, area, and circumference worksheets in the classroom?

Teachers can use these worksheets for individual practice, group activities, quizzes, or as part of a larger unit on geometry to assess students' understanding and application of the concepts.

What grade levels are perimeter, area, and circumference worksheets suitable for?

These worksheets are typically suitable for elementary and middle school students, usually ranging from grade 3 to grade 8, depending on the curriculum.

Are there any online resources available for perimeter, area, and circumference worksheets?

Yes, there are many educational websites that offer free downloadable worksheets, interactive activities, and quizzes related to perimeter, area, and circumference.

How do you calculate the perimeter of an irregular shape?

To calculate the perimeter of an irregular shape, you add the lengths of all the sides together.

What are some common mistakes students make when working on these worksheets?

Common mistakes include misapplying formulas, forgetting to include units of measurement, and confusing area with perimeter, or circumference with diameter.

Find other PDF article:

<https://soc.up.edu.ph/06-link/pdf?dataid=nuf87-5979&title=angle-of-elevation-depression-trig-worksheets.pdf>

Perimeter Area Circumference Worksheet

Perimeter | HiNative

Perimeter Q&A Perimeter 31

perimeter circumference ... - HiNative

perimeter circumf... 3 Hinative " " ...

perimeter - () ...

perimeter 2 Hinative " " ...

Periphery Perimeter ... - HiNative

Periphery Perimeter 3 Hinative " " ...

Câu ví dụ, định nghĩa và cách sử dụng của "Perimeter" | HiNative

A: Perimeter is a geometric term of the addition of all the sides of an object Around means that you are going around a circle or anything. Perimeter is a noun and around is an abverb.

Đâu là sự khác biệt giữa "perimeter" và "circumference"

Đồng nghĩa với perimeter Circumference is the outside edge of something that is curved, e.g. "The circumference of a circle" Perimeter is the outside edge of a closed shape that isn't ...

"Periphery" "Perimeter" | HiNative

Periphery'periphery' is the exterior or surrounding of something. "The old mansion is located on the periphery of the city". 'perimeter' defines the outline of a figure. "The gardener had to ...

What is the difference between "Periphery" and "Perimeter ...

Synonym for Periphery 'periphery' is the exterior or surrounding of something. "The old mansion is located on the periphery of the city". 'perimeter' defines the outline of a figure. "The gardener ...

"perimeter" "circumference" | HiNative

perimeterCircumference is the outside edge of something that is curved, e.g. "The circumference of a circle" Perimeter is the outside edge of a closed shape that isn't curved e.g. "The ...

rim edge brim border ... - HiNative

rim - ring of basketball hoop or part of a wheel edge - farthest part of a surface or object example :edge of a cliff, edge of a blade brim - the outside ring of a hat or the top part of a cup ...

Perimeter | HiNative

Perimeter Q&A Perimeter 31 ...

perimeter circumference ...

perimeter circumf... 3 Hinative " " ...

perimeter - () ...

perimeter2Hinative" ...

Periphery **Perimeter** ... - **HiNative**
PeripheryPerimeter3Hinative" ...

Câu ví dụ,định nghĩa và cách sử dụng của"Perimeter" | HiNative
A: Perimeter is a geometric term of the addition of all the sides of an object Around means that you are going ...

Unlock the secrets of geometry with our perimeter

[Back to Home](#)