

Perimeter And Area Of A Rectangle Worksheet


Name : _____

Score : _____ Date : _____

MATH
MONKS

Area and Perimeter of Rectangles


1



Area = _____

Perimeter = _____

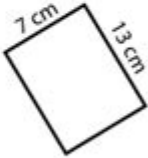
2



Area = _____

Perimeter = _____


3



Area = _____

Perimeter = _____

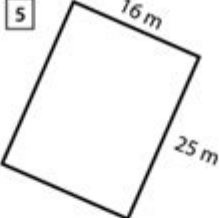
4



Area = _____

Perimeter = _____


5



Area = _____

Perimeter = _____


6



Area = _____

Perimeter = _____


7



Area = _____

Perimeter = _____

8



Area = _____

Perimeter = _____

Perimeter and area of a rectangle worksheet is an essential educational tool that helps students grasp fundamental concepts in geometry. Understanding these concepts is crucial not only for academic success but also for practical applications in everyday life. This article will explore the definitions, formulas, examples, and the significance of worksheets focused on the perimeter and area of rectangles.

Understanding Rectangles

Rectangles are one of the most basic shapes in geometry. A rectangle is defined as a quadrilateral with four right angles (90 degrees). The opposite sides of a rectangle are equal in length, and it can be identified by its two dimensions: length and width.

Key Terms

Before delving into the calculations of perimeter and area, it's important to understand some key terms:

- Length: The longer side of the rectangle.
- Width: The shorter side of the rectangle.
- Diagonal: The line segment connecting opposite corners.

Formulas for Perimeter and Area

To solve problems related to rectangles, students must memorize the formulas for both perimeter and area.

Perimeter of a Rectangle

The perimeter (P) of a rectangle is the total distance around the rectangle and can be calculated using the formula:

$$P = 2 \times (\text{Length} + \text{Width})$$

This formula indicates that the perimeter is twice the sum of the length and width.

Area of a Rectangle

The area (A) of a rectangle measures the space contained within its boundaries. It can be calculated using the formula:

$$A = \text{Length} \times \text{Width}$$

This straightforward multiplication gives the total square units that fit within the rectangle.

Creating a Worksheet for Perimeter and Area

A well-structured worksheet can be an effective way to practice the calculations of perimeter and area.

Below are some components to include when creating a worksheet:

1. Introduction Section

Begin with a brief introduction that explains the significance of learning about the perimeter and area of rectangles. This section can also include definitions and the relevance of these concepts in real life, such as in construction, landscaping, and various design projects.

2. Example Problems

It's crucial to provide a few example problems to illustrate how to apply the formulas. Here are two examples:

- Example 1: Calculate the perimeter and area of a rectangle with a length of 10 cm and a width of 5 cm.

- Solution:

- Perimeter: $P = 2 \times (10 + 5) = 30$, cm

- Area: $A = 10 \times 5 = 50$, cm^2

- Example 2: If the length of a rectangle is 8 m and the width is 3 m, find the perimeter and area.

- Solution:

- Perimeter: $P = 2 \times (8 + 3) = 22$, m

- Area: $A = 8 \times 3 = 24$, m^2

3. Practice Problems

After the examples, provide a series of practice problems for students to solve. Here's a list of sample problems:

- Problem 1: Find the perimeter and area of a rectangle with length 12 cm and width 4 cm.
- Problem 2: A rectangle has a length of 15 m and a width of 6 m. Calculate its perimeter and area.
- Problem 3: If a rectangle's length is doubled while its width remains the same, how does this affect its perimeter and area?
- Problem 4: Create a rectangle with a perimeter of 40 cm. What could be the possible dimensions?

Students should show their work for each problem, reinforcing their understanding of the concepts.

4. Real-World Applications

Include a section that discusses real-world applications of perimeter and area calculations. This can help students appreciate the relevance of what they are learning. For example:

- Architecture: Architects use these calculations to design buildings and spaces efficiently.
- Gardening: Gardeners need to calculate the area of plots for planting and landscaping.
- Sports: Understanding the dimensions of fields and courts is essential for various sports.

5. Challenge Section

To further enhance learning, include a challenge section with more complex problems. For instance:

- Challenge Problem 1: A rectangle's area is 48 m^2 , and its length is 8 m. What is its width?
- Challenge Problem 2: If a rectangle has a perimeter of 50 cm and the width is 10 cm, what is the length?

These problems encourage critical thinking and application of knowledge.

Tips for Students

To excel in solving problems related to the perimeter and area of rectangles, students can follow these tips:

1. Always write down the formulas before starting your calculations.
2. Label the dimensions clearly in your drawings or diagrams.
3. Double-check your calculations for errors.
4. Practice regularly to improve speed and accuracy.
5. Seek help from teachers or peers if struggling with concepts.

Conclusion

In conclusion, a **perimeter and area of a rectangle worksheet** is a valuable resource for students to practice and enhance their understanding of these fundamental geometric concepts. By utilizing example problems, practice exercises, and real-world applications, students can better appreciate the relevance of perimeter and area in everyday life. With consistent practice and application of the tips provided, mastering these concepts becomes an achievable goal.

Frequently Asked Questions

What is the formula for calculating the perimeter of a rectangle?

The formula for calculating the perimeter of a rectangle is $P = 2(l + w)$, where l is the length and w is the width.

How do you find the area of a rectangle?

The area of a rectangle can be calculated using the formula $A = l \times w$, where l is the length and w is

What types of problems can be found in a perimeter and area of a rectangle worksheet?

Can a rectangle have the same perimeter but different areas?

What are some common misconceptions students have about the perimeter and area of a rectangle?

<https://soc.up.edu.ph/60-flick/files?docid=GJc17-6018&title=the-melody-within-sheet-music.pdf>

Perimeter And Area Of A Rectangle Worksheet

Perimeter Q&A Perimeter 31

```
perimeter circumf...3Hinative""
```

perimeter - () ...

perimeter 2 **Hinative** " " ...

Periphery **Perimeter** ... - **HiNative**

Periphery **Perimeter** 3 **Hinative** " " ...

Câu ví dụ, định nghĩa và cách sử dụng của "Perimeter" | HiNative

A: Perimeter is a geometric term of the addition of all the sides of an object Around means that you are going around a circle or anything. Perimeter is a noun and around is an abverb.

Đâu là sự khác biệt giữa "perimeter" và "circumference"

Đồng nghĩa với perimeter Circumference is the outside edge of something that is curved, e.g. "The circumference of a circle" Perimeter is the outside edge of a closed shape that isn't curved e.g. "The perimeter of the square." "The room's perimeter." |@sidney: happy to help!!

"Periphery" "Perimeter" | **HiNative**

Periphery'periphery' is the exterior or surrounding of something. "The old mansion is located on the periphery of the city". 'perimeter' defines the outline of a figure. "The gardener had to measure the perimeter of the garden to buy the right amount of fencing"

What is the difference between "Periphery" and "Perimeter ...

Synonym for Periphery 'periphery' is the exterior or surrounding of something. "The old mansion is located on the periphery of the city". 'perimeter' defines the outline of a figure. "The gardener had to measure the perimeter of the garden to buy the right amount of fencing"

"perimeter" "circumference" | HiNative

perimeterCircumference is the outside edge of something that is curved, e.g. "The circumference of a circle" Perimeter is the outside edge of a closed shape that isn't curved e.g. "The perimeter of the square." "The room's perimeter." |@sidney: happy to help!!

rim **edge** **brim** **border** ... - **HiNative**

rim - ring of basketball hoop or part of a wheel edge - farthest part of a surface or object example :edge of a cliff, edge of a blade brim - the outside ring of a hat or the top part of a cup example: the cup was filled to the brim. border - the perimeter of an object or place where countries are separated example: border of a picture, border ...

Perimeter | **HiNative**

Perimeter Q&A **Perimeter** 31 ...

perimeter **circumference** ... - **HiNative**

perimeter **circumf...** 3 **Hinative** " " ...

perimeter - () ...

perimeter 2 **Hinative** " " ...

Periphery **Perimeter** ... - **HiNative**

PeripheryPerimeter3Hivative" ...

Câu ví dụ, định nghĩa và cách sử dụng của "Perimeter" | HiNative

A: Perimeter is a geometric term of the addition of all the sides of an object Around means that you are going around a circle or anything. Perimeter is a noun and around is an abverb.

Đâu là sự khác biệt giữa "perimeter" và "circumference"

Đồng nghĩa với perimeter Circumference is the outside edge of something that is curved, e.g. "The circumference of a circle" Perimeter is the outside edge of a closed shape that isn't ...

"Periphery" vs "Perimeter" | HiNative

Periphery'periphery' is the exterior or surrounding of something. "The old mansion is located on the periphery of the city". 'perimeter' defines the outline of a figure. "The gardener had to ...

What is the difference between "Periphery" and "Perimeter ...

Synonym for Periphery 'periphery' is the exterior or surrounding of something. "The old mansion is located on the periphery of the city". 'perimeter' defines the outline of a figure. "The gardener ...

"perimeter" vs "circumference" | HiNative

perimeterCircumference is the outside edge of something that is curved, e.g. "The circumference of a circle" Perimeter is the outside edge of a closed shape that isn't curved e.g. "The perimeter ...

rim edge brim border ... - HiNative

rim - ring of basketball hoop or part of a wheel edge - farthest part of a surface or object example :edge of a cliff, edge of a blade brim - the outside ring of a hat or the top part of a cup example: ...

Unlock the secrets of geometry with our comprehensive perimeter and area of a rectangle worksheet. Perfect for students! Discover how to master these concepts now!

[Back to Home](#)