

Perimeter And Area Worksheets Grade 4





Name: _____


Area & Perimeter





Grade 5 Area & Perimeter Worksheet


1. 
8m 5m
Area _____
Perimeter _____


5. 
6m 9m
Area _____
Perimeter _____


2. 
6m
Area _____
Perimeter _____

6. 
15m 5m
Area _____
Perimeter _____

3. 
12m 3m
Area _____
Perimeter _____

7. 
8m 7m
Area _____
Perimeter _____

4. 
7m 6m
Area _____
Perimeter _____

8. 
9m
Area _____
Perimeter _____

© Freemathworksheets 2021

Perimeter and area worksheets grade 4 are essential resources that help young learners develop a solid understanding of two fundamental concepts in geometry: perimeter and area. As students progress through their mathematics curriculum, they encounter these concepts frequently in various applications, making it vital for them to grasp not just the calculations involved but also the real-world implications. This article will explore what perimeter and area are, the significance of worksheets in teaching these concepts, and provide practical tips and examples for educators and parents to enhance the learning experience.

Understanding Perimeter and Area

Before delving into worksheets, it's crucial to understand the core concepts of perimeter and area.

What is Perimeter?

Perimeter refers to the total distance around the edge of a two-dimensional shape. It is a linear measurement and is usually expressed in units such as centimeters, meters, or inches. To calculate the perimeter of various shapes, students can use specific formulas:

1. Rectangle: The perimeter (P) is calculated as:

$$P = 2 \times (\text{length} + \text{width})$$

2. Square: Since all sides are equal, the formula is:

$$P = 4 \times \text{side}$$

3. Triangle: The perimeter is the sum of all sides:

$$P = \text{side}_1 + \text{side}_2 + \text{side}_3$$

4. Circle: The perimeter, known as the circumference (C), is calculated as:

$$C = 2 \times \pi \times \text{radius}$$

(where π is approximately 3.14)

What is Area?

Area measures the amount of space enclosed within a shape. It is expressed in square units, such as square centimeters (cm²) or square meters (m²). The formulas for calculating the area of common shapes include:

1. Rectangle:

$$\text{Area} = \text{length} \times \text{width}$$

2. Square:

$$\text{Area} = \text{side} \times \text{side}$$

Area = side \times side
\\

3. Triangle:

\\
Area = $\frac{1}{2} \times \text{base} \times \text{height}$
\\

4. Circle:

\\
Area = $\pi \times \text{radius}^2$
\\

The Importance of Worksheets in Learning

Worksheets can be a valuable tool in reinforcing the concepts of perimeter and area. They provide structured practice, allowing students to apply what they've learned in class. Here are some benefits of using perimeter and area worksheets grade 4:

- Reinforcement of Concepts: Worksheets allow students to practice calculations and apply their understanding of formulas in various contexts.
- Variety of Problems: Worksheets can include different types of problems, catering to various learning styles and abilities. They can incorporate word problems, visual problems, and even puzzles to keep students engaged.
- Assessment Tool: Worksheets serve as an effective means for teachers to assess students' understanding and identify areas that may require additional focus.
- Encouragement of Independent Learning: Completing worksheets helps students work through problems independently, enhancing their problem-solving skills and boosting their confidence.

Creating Effective Worksheets

When designing perimeter and area worksheets grade 4, educators should consider several factors to ensure the materials are engaging and educational.

1. Clear Instructions

Each worksheet should begin with clear instructions. Students should understand what is expected of them, whether it's solving problems, filling

in blanks, or matching terms. For instance:

- For perimeter calculations: "Calculate the perimeter of the following shapes and show your work."
- For area calculations: "Find the area of each rectangle and write your answer in square units."

2. Diverse Problem Types

Incorporate a variety of problem types to keep students engaged:

- Multiple Choice Questions: For quick assessments of understanding.
- Fill-in-the-Blank: To reinforce formulas.
- Word Problems: To apply concepts to real-world scenarios. For example, "A garden is 4 meters long and 3 meters wide. What is the area of the garden?"

3. Visual Aids

Include diagrams and images of shapes. Visual aids can help students better understand the concepts of perimeter and area. For example:

- Provide outlines of different geometric shapes and ask students to calculate the perimeter and area.
- Use grid paper for students to draw shapes and calculate their respective areas and perimeters.

4. Real-World Applications

Integrate real-world applications into the worksheets. This approach helps students see the relevance of what they are learning. Here are some examples:

- "If a fence needs to be put around a rectangular yard measuring 10 meters by 5 meters, how much fencing is needed?"
- "A rectangular swimming pool is 8 meters long and 4 meters wide. What is the area of the pool, and how much water would it take to fill it if 1 meter of water equals 1 cubic meter?"

5. Challenge Problems

Include a few challenging problems to encourage critical thinking. These can be word problems that require multiple steps or the application of perimeter and area in unusual situations.

Sample Worksheet Ideas

Below are some sample worksheet ideas that can be used in the classroom to teach perimeter and area.

Worksheet 1: Basic Shapes

Title: Calculating Perimeter and Area

1. Calculate the perimeter of the following shapes:

- Rectangle: Length = 10 cm, Width = 5 cm
- Square: Side = 4 cm
- Triangle: Sides = 3 cm, 4 cm, 5 cm

2. Calculate the area of:

- Rectangle: Length = 6 cm, Width = 3 cm
- Square: Side = 5 cm
- Triangle: Base = 4 cm, Height = 3 cm

Worksheet 2: Real-World Problems

Title: Real-Life Applications of Perimeter and Area

1. A rectangular garden measures 12 meters by 6 meters. What is the perimeter?
2. If a rectangular room is 10 meters long and 8 meters wide, what is the area?
3. Maria wants to create a rectangular flower bed that is 5 meters long and 2 meters wide. How much soil will she need to fill the bed?

Worksheet 3: Challenge Yourself

Title: Advanced Concepts

1. A circular pond has a radius of 3 meters. Calculate the circumference (perimeter) and area of the pond.
2. A triangle has a base of 10 cm and a height of 6 cm. Calculate the area. Then, if all sides are 10 cm, what is the perimeter?
3. Create a shape with an area of 24 cm^2 and a perimeter of 20 cm. Draw your shape and label the dimensions.

Conclusion

In conclusion, perimeter and area worksheets grade 4 are invaluable educational resources that enhance students' understanding of geometry. By providing a variety of problems, clear instructions, and real-world applications, educators can create engaging and effective learning experiences. As students practice these concepts through worksheets, they build not only their mathematical skills but also their confidence in problem-solving. With a solid foundation in perimeter and area, students will be better equipped to tackle more advanced mathematical concepts in the future.

Frequently Asked Questions

What are perimeter and area, and how do they differ?

Perimeter is the total distance around the outside of a shape, while area is the amount of space inside a shape. For example, the perimeter of a rectangle is calculated by adding the lengths of all sides, while the area is calculated by multiplying the length by the width.

What types of shapes are typically included in grade 4 perimeter and area worksheets?

Grade 4 worksheets usually include simple shapes such as rectangles, squares, triangles, and sometimes circles. These shapes help students practice calculating both perimeter and area.

How can students apply real-life scenarios to perimeter and area problems?

Students can relate perimeter and area to real-life situations, such as measuring the fence needed for a garden (perimeter) or calculating the amount of grass needed to cover a yard (area). This application helps them understand the relevance of these concepts.

What strategies can be used to help students understand how to calculate perimeter and area?

Students can use visual aids like grid paper to draw shapes, use manipulatives to physically measure sides, and practice with interactive online tools or games. Breaking down formulas and providing step-by-step examples can also enhance understanding.

Are there any common mistakes students make when

calculating perimeter and area?

Yes, common mistakes include confusing perimeter with area, miscalculating dimensions, or forgetting to apply the correct formulas. Students may also struggle with units, such as mixing square units for area and linear units for perimeter.

Find other PDF article:

<https://soc.up.edu.ph/07-post/files?ID=YBM64-6000&title=army-8-step-training-model.pdf>

Perimeter And Area Worksheets Grade 4

Perimeter | HiNative

Perimeter Q&A Perimeter 31

perimeter circumference ... - HiNative

perimeter circumf... 3 HiNative " " ...

perimeter - () ...

perimeter 2 HiNative " " ...

Periphery Perimeter ... - HiNative

Periphery Perimeter 3 HiNative " " ...

Câu ví dụ, định nghĩa và cách sử dụng của "Perimeter" | HiNative

A: Perimeter is a geometric term of the addition of all the sides of an object Around means that you are going around a circle or anything. Perimeter is a noun and around is an abverb.

Đâu là sự khác biệt giữa "perimeter" và "circumference"

Đồng nghĩa với perimeter Circumference is the outside edge of something that is curved, e.g. "The circumference of a circle" Perimeter is the outside edge of a closed shape that isn't ...

"Periphery" "Perimeter" | HiNative

Periphery'periphery' is the exterior or surrounding of something. "The old mansion is located on the periphery of the city". 'perimeter' defines the outline of a figure. "The gardener had to ...

What is the difference between "Periphery" and "Perimeter ...

Synonym for Periphery 'periphery' is the exterior or surrounding of something. "The old mansion is located on the periphery of the city". 'perimeter' defines the outline of a figure. "The gardener ...

"perimeter" "circumference" | HiNative

perimeterCircumference is the outside edge of something that is curved, e.g. "The circumference of

a circle" Perimeter is the outside edge of a closed shape that isn't curved e.g. "The perimeter ...

rim **edge** **brim** **border** ... - HiNative

rim - ring of basketball hoop or part of a wheel edge - farthest part of a surface or object example :edge of a cliff, edge of a blade brim - the outside ring of a hat or the top part of a cup example: ...

Perimeter | HiNative

Perimeter Q&A Perimeter 31

perimeter **circumference** ... - HiNative

perimeter circumf... 3 HiNative " " "

perimeter - () ...

perimeter 2 HiNative " " "

Periphery **Perimeter** ... - HiNative

Periphery Perimeter 3 HiNative " " "

Câu ví dụ, định nghĩa và cách sử dụng của "Perimeter" | HiNative

A: Perimeter is a geometric term of the addition of all the sides of an object Around means that you are going around a circle or anything. Perimeter is a noun and around is an abverb.

Đâu là sự khác biệt giữa "perimeter" và "circumference"

Đồng nghĩa với perimeter Circumference is the outside edge of something that is curved, e.g. "The circumference of a circle" Perimeter is the outside edge of a closed shape that isn't curved e.g. "The perimeter of the square." "The room's perimeter." |@sidney: happy to help!!

"Periphery" "Perimeter" | HiNative

Periphery'periphery' is the exterior or surrounding of something. "The old mansion is located on the periphery of the city". 'perimeter' defines the outline of a figure. "The gardener had to measure the perimeter of the garden to buy the right amount of fencing"

What is the difference between "Periphery" and "Perimeter ...

Synonym for Periphery 'periphery' is the exterior or surrounding of something. "The old mansion is located on the periphery of the city". 'perimeter' defines the outline of a figure. "The gardener had to measure the perimeter of the garden to buy the right amount of fencing"

"perimeter" "circumference" | HiNative

perimeterCircumference is the outside edge of something that is curved, e.g. "The circumference of a circle" Perimeter is the outside edge of a closed shape that isn't curved e.g. "The perimeter of the square." "The room's perimeter." |@sidney: happy to help!!

rim **edge** **brim** **border** ... - HiNative

rim - ring of basketball hoop or part of a wheel edge - farthest part of a surface or object example :edge of a cliff, edge of a blade brim - the outside ring of a hat or the top part of a cup example: the cup was filled to the brim. border - the perimeter of an object or place where countries are separated example: border of a picture, border ...

Enhance your Grade 4 math skills with our engaging perimeter and area worksheets. Explore fun exercises and boost understanding. Learn more today!

[Back to Home](#)