

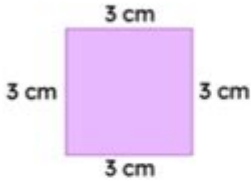
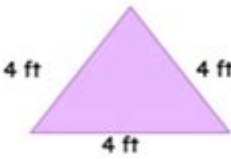
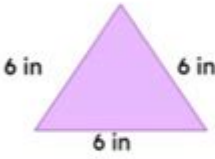
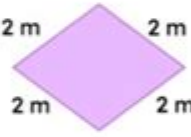
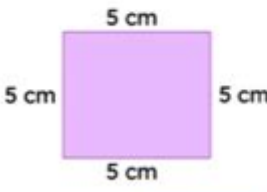
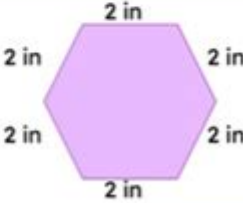
# Perimeter Of Shapes Worksheet


NAME \_\_\_\_\_

**SplashLearn**

## Perimeter of Regular Shapes

Find the perimeter of the given polygons.

 <p>Perimeter = <input type="text"/></p>	 <p>Perimeter = <input type="text"/></p>
 <p>Perimeter = <input type="text"/></p>	 <p>Perimeter = <input type="text"/></p>
 <p>Perimeter = <input type="text"/></p>	 <p>Perimeter = <input type="text"/></p>

 [www.splashlearn.com](http://www.splashlearn.com)

**Perimeter of shapes worksheet** is an essential educational tool designed to help students understand the concept of perimeter and how to calculate it for various geometric shapes. In mathematics, the perimeter is defined as the total distance around the edge of a two-dimensional shape. Understanding how to compute the perimeter is crucial for students, as it lays the foundation for more advanced topics in geometry and real-world applications. This article will explore the importance of a perimeter of shapes worksheet, different shapes involved, methods of calculation, and tips for effective learning.

# Understanding Perimeter

The perimeter of a shape can be described as the sum of the lengths of all its sides. For various geometric shapes, the method of calculating the perimeter varies slightly. Here, we will explore how to calculate the perimeter for common shapes that are typically included in a perimeter of shapes worksheet.

## Common Shapes and Their Perimeter Formulas

### 1. Rectangle:

The perimeter  $(P)$  of a rectangle can be calculated using the formula:  
$$P = 2 \times (\text{length} + \text{width})$$

### 2. Square:

For a square, where all sides are equal, the perimeter is:  
$$P = 4 \times \text{side}$$

### 3. Triangle:

The perimeter  $(P)$  of a triangle is the sum of the lengths of its three sides:  
$$P = \text{side}_1 + \text{side}_2 + \text{side}_3$$

### 4. Circle:

The perimeter of a circle, often referred to as the circumference  $(C)$ , can be calculated using:  
$$C = 2 \times \pi \times \text{radius}$$
  
or  
$$C = \pi \times \text{diameter}$$

### 5. Parallelogram:

The perimeter of a parallelogram is calculated as:  
$$P = 2 \times (\text{base} + \text{height})$$

### 6. Trapezoid:

The perimeter of a trapezoid can be calculated using:  
$$P = \text{base}_1 + \text{base}_2 + \text{side}_1 + \text{side}_2$$

Understanding these formulas is vital for students as they work through their perimeter of shapes worksheet.

## Importance of a Perimeter of Shapes Worksheet

A perimeter of shapes worksheet serves multiple purposes in the educational process:

- **Reinforcement of Concepts:** Worksheets allow students to practice calculating perimeters, reinforcing their understanding of the concepts learned in class.
- **Preparation for Advanced Topics:** Mastering perimeter calculations is a stepping stone to more complex mathematical concepts, including area and volume.
- **Assessment Tool:** Teachers can use worksheets to assess students' understanding and identify areas where they may need additional help.
- **Engagement:** Worksheets can include engaging problems that encourage critical thinking and problem-solving skills.

## How to Create an Effective Perimeter of Shapes Worksheet

When creating a perimeter of shapes worksheet, several factors should be considered to ensure it is effective and educational:

### 1. Variety of Shapes

Include a range of geometric shapes to provide students with diverse problems. This can include:

- Regular shapes (squares, rectangles)
- Irregular shapes (triangles, trapezoids)
- Curved shapes (circles)

### 2. Gradation of Difficulty

Start with simpler problems and gradually increase the difficulty level. For example:

- Basic shapes with whole numbers
- Shapes requiring the use of fractions or decimals
- Word problems that involve real-world scenarios

### 3. Clear Instructions

Ensure that the worksheet contains clear and concise instructions for each

problem. This helps students understand what is expected of them and how to approach each question.

## 4. Visual Aids

Incorporate diagrams or illustrations of shapes. Visual aids can help students better understand the shapes they are working with and enhance their learning experience.

## 5. Answer Key

Provide an answer key for the worksheet. This allows students to check their work and encourages them to learn from their mistakes.

## Tips for Students Working on Perimeter of Shapes Worksheets

Here are some practical tips for students to maximize their learning while working on a perimeter of shapes worksheet:

- **Review the Formulas:** Before starting, revisit the formulas for calculating the perimeter of different shapes.
- **Draw the Shapes:** Whenever possible, draw the shapes to visualize their dimensions and understand the problems better.
- **Work in Groups:** Collaborating with peers can enhance understanding as students can share different approaches to solving problems.
- **Take Breaks:** If feeling overwhelmed, take short breaks to refresh the mind before continuing.
- **Practice Regularly:** Consistent practice is key to mastering the concept of perimeter.

## Conclusion

In conclusion, a well-structured **perimeter of shapes worksheet** is an invaluable resource for students learning about perimeter in geometry. By

understanding the various methods of calculating perimeter for different shapes, students can strengthen their mathematical skills and prepare for more advanced concepts. It is essential for educators to create engaging and comprehensive worksheets that cater to different learning styles and levels. By utilizing these worksheets effectively, students can gain confidence in their abilities and develop a deeper appreciation for mathematics.

## **Frequently Asked Questions**

### **What is the formula for calculating the perimeter of a rectangle?**

The perimeter of a rectangle can be calculated using the formula  $P = 2(\text{length} + \text{width})$ .

### **How can I create a perimeter of shapes worksheet for my students?**

You can create a perimeter of shapes worksheet by including various shapes like rectangles, squares, and triangles, and asking students to calculate the perimeter using the appropriate formulas.

### **What shapes are commonly included in perimeter worksheets?**

Common shapes included in perimeter worksheets are rectangles, squares, triangles, circles, and polygons.

### **Is there a difference in calculating the perimeter of irregular shapes?**

Yes, for irregular shapes, you typically add the lengths of all the sides together to find the perimeter.

### **What grade level is appropriate for perimeter of shapes worksheets?**

Perimeter of shapes worksheets are generally suitable for elementary school students, typically around 3rd to 5th grade.

### **Can perimeter worksheets also include word problems?**

Yes, perimeter worksheets can include word problems that apply perimeter calculations to real-life scenarios, enhancing critical thinking skills.

Find other PDF article:

## Perimeter Of Shapes Worksheet

Perimeter | HiNative

Perimeter Q&A Perimeter 31

**perimeter** **circumference** ... - HiNative

perimeter circumf... 3 HiNative " " ...

perimeter - ( ) ...

perimeter 2 HiNative " " ...

Periphery Perimeter ... - HiNative

Periphery Perimeter 3 HiNative " " ...

Câu ví dụ, định nghĩa và cách sử dụng của "Perimeter" | HiNative

A: Perimeter is a geometric term of the addition of all the sides of an object Around means that you are going around a circle or anything. Perimeter is a noun and around is an abverb.

**Đâu là sự khác biệt giữa "perimeter" và "circumference"**

Đồng nghĩa với perimeter Circumference is the outside edge of something that is curved, e.g. "The circumference of a circle" Perimeter is the outside edge of a closed shape that isn't curved e.g. ...

"Periphery" "Perimeter" | HiNative

Periphery'periphery' is the exterior or surrounding of something. "The old mansion is located on the periphery of the city". 'perimeter' defines the outline of a figure. "The gardener had to measure ...

What is the difference between "Periphery" and "Perimeter ...

Synonym for Periphery 'periphery' is the exterior or surrounding of something. "The old mansion is located on the periphery of the city". 'perimeter' defines the outline of a figure. "The gardener ...

**"perimeter" "circumference" | HiNative**

perimeterCircumference is the outside edge of something that is curved, e.g. "The circumference of a circle" Perimeter is the outside edge of a closed shape that isn't curved e.g. "The perimeter of ...

**rim** **edge** **brim** **border** ... - HiNative

rim - ring of basketball hoop or part of a wheel edge - farthest part of a surface or object example :edge of a cliff, edge of a blade brim - the outside ring of a hat or the top part of a cup example: ...

Perimeter | HiNative

Perimeter Q&A Perimeter 31

perimeter circumference ... - HiNative

perimeter circumference... 3 Hinative " " ...

perimeter - ( ) ...

perimeter 2 Hinative " " ...

Periphery Perimeter ... - HiNative

Periphery Perimeter 3 Hinative " " ...

Câu ví dụ, định nghĩa và cách sử dụng của "Perimeter" | HiNative

A: Perimeter is a geometric term of the addition of all the sides of an object Around means that you are going around a circle or anything. Perimeter is a noun and around is an abverb.

Đây là sự khác biệt giữa "perimeter" và "circumference"

Đồng nghĩa với perimeter Circumference is the outside edge of something that is curved, e.g. "The circumference of a circle" Perimeter is the outside edge of a closed shape that isn't ...

"Periphery" Perimeter ... | HiNative

Periphery'periphery' is the exterior or surrounding of something. "The old mansion is located on the periphery of the city". 'perimeter' defines the outline of a figure. "The gardener had to ...

*What is the difference between "Periphery" and "Perimeter ...*

Synonym for Periphery 'periphery' is the exterior or surrounding of something. "The old mansion is located on the periphery of the city". 'perimeter' defines the outline of a figure. "The gardener ...

"perimeter" circumference ... | HiNative

perimeterCircumference is the outside edge of something that is curved, e.g. "The circumference of a circle" Perimeter is the outside edge of a closed shape that isn't curved e.g. "The ...

rim edge brim border ... - HiNative

rim - ring of basketball hoop or part of a wheel edge - farthest part of a surface or object example :edge of a cliff, edge of a blade brim - the outside ring of a hat or the top part of a cup ...

Enhance your math skills with our comprehensive perimeter of shapes worksheet! Perfect for students and teachers alike. Learn more and boost your understanding today!

[Back to Home](#)