

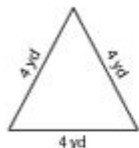
# Perimeter Of A Triangle Worksheet

S1

## Perimeter of a Triangle

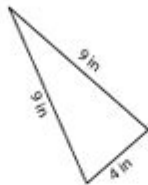
Find the perimeter of each triangle.

1)



Perimeter = \_\_\_\_\_

2)



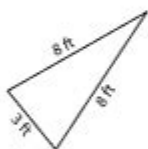
Perimeter = \_\_\_\_\_

3)



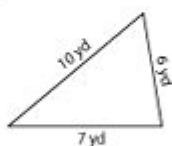
Perimeter = \_\_\_\_\_

4)



Perimeter = \_\_\_\_\_

5)



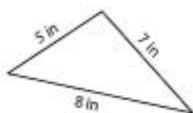
Perimeter = \_\_\_\_\_

6)



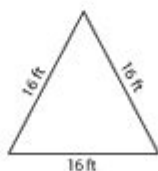
Perimeter = \_\_\_\_\_

7)



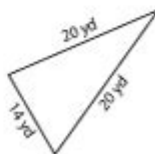
Perimeter = \_\_\_\_\_

8)



Perimeter = \_\_\_\_\_

9)



Perimeter = \_\_\_\_\_

Teaching Resources @ [www.tutoringhour.com](http://www.tutoringhour.com)

**Perimeter of a triangle worksheet** is a valuable educational tool designed to help students understand and calculate the perimeter of different types of triangles. Whether you are a teacher creating worksheets for your class, a student looking to practice, or a parent aiding your child in their studies, this article will guide you through the concept of triangle perimeter, the different types of triangles, and how to effectively use a worksheet for practice.

## Understanding the Perimeter of a Triangle

The perimeter of a triangle is the total distance around the triangle. It is calculated by adding together the lengths of all three sides. The formula for finding the perimeter (P) of a triangle can be expressed as:

$$[ P = a + b + c ]$$

where  $a$ ,  $b$ , and  $c$  are the lengths of the three sides of the triangle.

## Types of Triangles

Triangles can be classified based on their sides and angles. Understanding these classifications is crucial for solving perimeter problems.

- **By Sides:**

- **Equilateral Triangle:** All three sides are equal in length.
- **Isosceles Triangle:** Two sides are of equal length, and the third side is different.
- **Scalene Triangle:** All three sides have different lengths.

- **By Angles:**

- **Acute Triangle:** All angles are less than 90 degrees.
- **Right Triangle:** One angle is exactly 90 degrees.
- **Obtuse Triangle:** One angle is greater than 90 degrees.

Each type of triangle has distinct properties that can aid in calculating the perimeter, especially when certain side lengths are given or can be derived.

## Creating a Perimeter of a Triangle Worksheet

Creating a worksheet focused on the perimeter of triangles can significantly enhance students' understanding and calculation skills. Here's how to create an effective worksheet:

## Step 1: Define the Objectives

Before creating the worksheet, it is essential to define what you want students to achieve. Objectives may include:

- Understanding the definition of perimeter.
- Learning to identify different types of triangles.
- Practicing perimeter calculations for various types of triangles.

## Step 2: Include Examples

Start with clear examples that demonstrate how to calculate the perimeter of different triangles. Here are a few sample problems:

1. Problem 1: An equilateral triangle has sides measuring 5 cm each. What is the perimeter?  
- Solution:  $( P = 5 + 5 + 5 = 15 )$  cm.
2. Problem 2: An isosceles triangle has two sides measuring 7 cm and one base measuring 10 cm. What is the perimeter?  
- Solution:  $( P = 7 + 7 + 10 = 24 )$  cm.
3. Problem 3: A scalene triangle has sides measuring 8 cm, 5 cm, and 6 cm. What is the perimeter?  
- Solution:  $( P = 8 + 5 + 6 = 19 )$  cm.

## Step 3: Provide Practice Problems

Offer a variety of practice problems for students to solve. Here's a list of sample problems:

1. A triangle has sides measuring 3 cm, 4 cm, and 5 cm. Calculate its perimeter.
2. An equilateral triangle has a side length of 9 cm. What is the perimeter?
3. A right triangle has legs measuring 6 cm and 8 cm. If the hypotenuse measures 10 cm, what is the perimeter?
4. Find the perimeter of an isosceles triangle with two sides measuring 12 cm and a base measuring 10 cm.

5. A scalene triangle has sides measuring 11 cm, 4 cm, and 7 cm. What is the perimeter?

## **Step 4: Include Real-World Applications**

To make the worksheet more engaging, include real-world scenarios where the concept of perimeter applies. Examples can include:

- Determining the amount of fencing required for a triangular garden.
- Calculating the materials needed for a triangular roof.
- Designing a triangular playground area.

## **Step 5: Answer Key**

Provide an answer key at the end of the worksheet to allow students to check their work. This promotes self-assessment and helps reinforce learning.

## **Benefits of Using a Perimeter of a Triangle Worksheet**

Utilizing a perimeter of a triangle worksheet offers several advantages for students and educators alike:

### **Reinforcement of Learning**

Worksheets provide students with the opportunity to practice calculating perimeters, reinforcing the concepts they have learned in class. Repetition enhances understanding and retention.

### **Diverse Problem Types**

Including various problem types—such as equilateral, isosceles, and scalene triangles—allows students to apply their knowledge in different contexts. This diversity helps develop critical thinking and problem-solving skills.

## Visual Learning

Many worksheets can include diagrams of triangles, which cater to visual learners. Visual aids help students understand the geometric properties of triangles while also contextualizing the perimeter calculation.

## Assessment Tool

Teachers can use these worksheets as assessment tools to gauge student understanding and progress. This feedback can help inform instruction and identify areas where students may need additional support.

## Conclusion

In conclusion, a **perimeter of a triangle worksheet** is an effective educational resource that can enhance students' understanding of triangle properties and perimeter calculations. By providing clear examples, diverse practice problems, and real-world applications, educators can create engaging worksheets that promote learning and retention. As students become more proficient in calculating the perimeter of different types of triangles, they will develop essential mathematical skills that are applicable in various academic and real-life scenarios.

## Frequently Asked Questions

### What is the formula for calculating the perimeter of a triangle?

The perimeter of a triangle can be calculated using the formula  $P = a + b + c$ , where  $a$ ,  $b$ , and  $c$  are the lengths of the sides of the triangle.

### How can I create a perimeter of a triangle worksheet for students?

To create a worksheet, include various triangles with different side lengths, and ask students to calculate the perimeter for each. You can also include word problems involving real-life scenarios.

### What are some common mistakes students make when calculating the perimeter of a triangle?

Common mistakes include forgetting to add all three sides, incorrectly measuring the side lengths, or confusing the formula with that of other polygons.

## Are there any online resources for perimeter of a triangle worksheets?

Yes, there are many educational websites that offer free downloadable worksheets and interactive exercises focusing on the perimeter of triangles, such as Education.com or Teachers Pay Teachers.

## What grade level is appropriate for teaching the perimeter of a triangle?

The concept of perimeter is typically introduced in 3rd or 4th grade, but it can be reinforced in later grades with more complex problems involving triangles.

## Can perimeter worksheets help students understand the concept of triangles better?

Yes, perimeter worksheets can enhance understanding by providing practice with measuring and calculating, reinforcing the geometric properties of triangles through hands-on activities.

Find other PDF article:

<https://soc.up.edu.ph/05-pen/pdf?docid=Zqi60-9137&title=american-promise-roark-5th-edition-study-guide.pdf>

## Perimeter Of A Triangle Worksheet

### Perimeter | HiNative

Perimeter Q&A Perimeter 31

### perimeter circumference ... - HiNative

perimeter circumf... 3 HiNative " " ...

### perimeter - ( ) ...

perimeter 2 HiNative " " ...

### Periphery Perimeter ... - HiNative

Periphery Perimeter 3 HiNative " " ...

### Câu ví dụ, định nghĩa và cách sử dụng của "Perimeter" | HiNative

A: Perimeter is a geometric term of the addition of all the sides of an object Around means that you are going around a circle or anything. Perimeter is a noun and around is an abverb.

Đây là sự khác biệt giữa "perimeter" và "circumference"

Đồng nghĩa với perimeter Circumference is the outside edge of something that is curved, e.g. "The circumference of a circle" Perimeter is the outside edge of a closed shape that isn't ...

### "Periphery" vs "Perimeter" | HiNative

Periphery'periphery' is the exterior or surrounding of something. "The old mansion is located on the periphery of the city". 'perimeter' defines the outline of a figure. "The gardener had to ...

### What is the difference between "Periphery" and "Perimeter" ...

Synonym for Periphery 'periphery' is the exterior or surrounding of something. "The old mansion is located on the periphery of the city". 'perimeter' defines the outline of a figure. "The gardener ...

### "perimeter" vs "circumference" | HiNative

perimeterCircumference is the outside edge of something that is curved, e.g. "The circumference of a circle" Perimeter is the outside edge of a closed shape that isn't curved e.g. "The ...

### rim vs edge vs brim vs border ... - HiNative

rim - ring of basketball hoop or part of a wheel edge - farthest part of a surface or object example :edge of a cliff, edge of a blade brim - the outside ring of a hat or the top part of a cup ...

### Perimeter | HiNative

Perimeter Q&A Perimeter 31

### perimeter vs circumference ... - HiNative

perimeter vs circumf... 3 HiNative

### perimeter - ( ) ...

perimeter 2 HiNative

### Periphery vs Perimeter ... - HiNative

Periphery vs Perimeter 3 HiNative

### Câu ví dụ, định nghĩa và cách sử dụng của "Perimeter" | HiNative

A: Perimeter is a geometric term of the addition of all the sides of an object Around means that you are going around a circle or anything. Perimeter is a noun and around is an abverb.

### Đâu là sự khác biệt giữa "perimeter" và "circumference"

Đồng nghĩa với perimeter Circumference is the outside edge of something that is curved, e.g. "The circumference of a circle" Perimeter is the outside edge of a closed shape that isn't curved e.g. "The perimeter of the square." "The room's perimeter." |@sidney: happy to help!!

### "Periphery" vs "Perimeter" | HiNative

Periphery'periphery' is the exterior or surrounding of something. "The old mansion is located on the periphery of the city". 'perimeter' defines the outline of a figure. "The gardener had to measure the perimeter of the garden to buy the right amount of fencing"

### What is the difference between "Periphery" and "Perimeter" ...

Synonym for Periphery 'periphery' is the exterior or surrounding of something. "The old mansion is

located on the periphery of the city". 'perimeter' defines the outline of a figure. "The gardener had to measure the perimeter of the garden to buy the right amount of fencing"

### "perimeter" vs "circumference" 同义词辨析 | HiNative

perimeterCircumference is the outside edge of something that is curved, e.g. "The circumference of a circle" Perimeter is the outside edge of a closed shape that isn't curved e.g. "The perimeter of the square." "The room's perimeter." |@sidney: happy to help!! 同义词辨析

### rim vs edge vs brim vs border ... - HiNative

rim - ring of basketball hoop or part of a wheel edge - farthest part of a surface or object example :edge of a cliff, edge of a blade brim - the outside ring of a hat or the top part of a cup example: the cup was filled to the brim. border - the perimeter of an object or place where countries are separated example: border of a picture, border ...

Master the perimeter of a triangle with our comprehensive worksheet! Perfect for students and educators. Improve your skills today—learn more!

[Back to Home](#)