

# Over Protective Dog Training



**Over protective dog training** is a specialized approach aimed at addressing and modifying the behavior of dogs that exhibit excessive protectiveness or guarding tendencies. While many dog owners appreciate a protective instinct in their pets, it can become problematic when it leads to aggression, anxiety, or fear-based behaviors. This article explores the principles of over protective dog training, its importance, and practical steps to ensure a well-adjusted canine companion.

## Understanding Protective Behavior in Dogs

Dogs are instinctively protective creatures. This behavior can be traced back to their ancestors, who relied on their loyalty and protectiveness to guard their territory and pack. However, in domesticated dogs, this instinct can sometimes escalate into overprotectiveness, which can manifest in various ways:

- Excessive barking at strangers or other animals.
- Growling or snapping when approached.
- Refusal to allow unfamiliar people or pets near their owner or space.

Understanding why a dog exhibits such behaviors is crucial. Factors contributing to overprotectiveness may include genetics, a lack of socialization, past traumatic experiences, or an owner's unintentional reinforcement of fearful behaviors.

## The Importance of Over Protective Dog Training

Training a dog that exhibits overprotective tendencies is essential for several reasons:

- **Safety:** A dog that is overly protective can pose a risk to strangers, other animals, and even their owner.
- **Socialization:** Proper training helps dogs learn to interact appropriately with other dogs and people.
- **Quality of Life:** Overprotective behavior can lead to anxiety and stress for the dog, affecting their overall well-being.
- **Owner Peace of Mind:** A well-trained dog provides reassurance to owners and allows them to enjoy public spaces without fear of aggressive incidents.

## Steps to Train an Over Protective Dog

Training an overprotective dog requires patience, consistency, and a positive approach. Here's a structured plan to help modify your dog's behavior:

### 1. Assess the Situation

Before embarking on a training program, it is essential to assess the specific triggers for your dog's overprotective behavior. Consider:

1. What situations cause your dog to react?
2. How does your dog behave in these situations?
3. What cues or signals do you observe before the reaction occurs?

Understanding these elements will help you tailor your training approach.

### 2. Socialization

Socializing your dog is critical in reducing overprotective behavior. Gradually expose your dog to new experiences, people, and other animals.

- Start with low-stress environments where your dog can observe new stimuli from a distance.
- Use treats and praise to reward calm behavior when encountering new people or dogs.
- Gradually decrease the distance as your dog becomes more comfortable.

### **3. Obedience Training**

Basic obedience training forms the foundation for more advanced training. Teach commands such as "sit," "stay," "leave it," and "come." These commands can help you manage your dog's behavior in situations where they might feel threatened.

### **4. Counterconditioning**

Counterconditioning is a technique that involves changing your dog's emotional response to a trigger. Here's how to implement it:

1. Identify a trigger that causes your dog to become protective.
2. When the trigger is present, provide a high-value treat or toy.
3. Repeat this process until your dog associates the trigger with positive experiences.

This method can help reduce fear and anxiety, leading to a more relaxed demeanor.

### **5. Positive Reinforcement**

Using positive reinforcement techniques is vital in training an overprotective dog. Instead of punishing undesirable behavior, reward desirable behavior. For example:

- When your dog remains calm around a stranger, reward them with treats and praise.
- Encourage behaviors like sitting or lying down instead of barking or growling.

### **6. Manage Your Environment**

Sometimes, controlling your dog's environment can help minimize overprotective behavior. Consider:

1. Using a leash or harness in public spaces to maintain control.
2. Creating a safe space at home where your dog feels secure and can retreat when anxious.

3. Using barrier techniques, such as baby gates, to manage interactions with guests or other animals.

## **7. Professional Help**

If your dog's protective behavior is severe or if you feel overwhelmed, seeking professional help from a certified dog trainer or animal behaviorist is advisable. These professionals can provide tailored training plans and support.

## **Common Challenges in Over Protective Dog Training**

Training an overprotective dog can come with its own set of challenges:

### **1. Setbacks and Regressions**

Dogs may experience setbacks during training, which can be discouraging. It's essential to remain patient and consistent in your approach. Celebrate small victories and continue to work through challenges.

### **2. Owner Anxiety**

Owners may feel anxious about their dog's behavior, which can inadvertently affect the dog. Try to remain calm and confident during training sessions, as dogs often pick up on their owner's emotions.

### **3. Time Commitment**

Changing a dog's behavior takes time and dedication. Be prepared for a long-term commitment to training and socialization. Consistency is key to success.

## **Conclusion**

Over protective dog training is a vital aspect of responsible pet ownership. By understanding your dog's behavior, employing effective training techniques, and being patient, you can help your dog learn to manage their protective instincts. This results in a safer, more enjoyable environment for both the dog and their owner. Remember, a well-adjusted dog is not only a joy to own but also a source of pride as they navigate the world with confidence and calmness.

## Frequently Asked Questions

### What are the signs that my dog is overprotective?

Signs of an overprotective dog can include excessive barking, growling at strangers, aggressive posturing, and reluctance to allow people near their owner or territory.

### How can I train my dog to be less overprotective?

Start by socializing your dog gradually with a variety of people and environments. Use positive reinforcement techniques to reward calm behavior and gradually expose them to situations that trigger their protective instincts.

### Is it possible to completely eliminate overprotective behavior in dogs?

While it may not be possible to completely eliminate overprotective behavior, it can be managed and reduced through consistent training, socialization, and positive reinforcement.

### When should I seek professional help for my overprotective dog?

If your dog's protective behavior escalates to aggression or if you're unsure how to manage it effectively, it's best to seek help from a professional dog trainer or a behaviorist.

### What role does breed play in a dog's protectiveness?

Certain breeds are more predisposed to protective behaviors due to their history and purpose, such as guard dogs. Understanding your dog's breed characteristics can help in tailoring your training approach.

Find other PDF article:

<https://soc.up.edu.ph/25-style/Book?dataid=Reb28-7212&title=go-kart-go-hidden-history.pdf>

## Over Protective Dog Training

over qualified -

Apr 21, 2016 · over qualified 985 top30 phd ...

ms-gamingoverlay -

win10 Xbox Win+G Xbox windows ...



copy that roger that copy that roger that 1 copy that ...








she She hangs out every day near by the beach Havin'a harnican fallin'asleep  
She looks so sexy when she's ...

```

CPU Over Temperture Errorcpu000000000000200000 01cpu00000 000000000000F100bios
bios0ez00EZ00000 ...

```

hand in hand over hand over Students are required to hand in their essays by the end of ...

Jan 2, 2019 ·   EDID  490Hz  490   
 MCU  ...

Discover effective strategies for over protective dog training to ensure your furry friend is well-behaved and confident. Learn more to create a balanced companion!

[Back to Home](#)