

# Our God Chris Tomlin Piano Chords

**OUR GOD** 1

Words and Music by JONAS MYRIN,  
CHRIS TOMLIN, MATT REDMAN  
and JESSE REEVES

With power

© 2010 SHOUT! PUBLISHING (ASCAP), WORSHIPTOGETHER.COM SONGS (ASCAP), xixstep Music (ASCAP), VAMOS PUBLISHING (ASCAP) and THANKYOU MUSIC (PRS)  
This arrangement © 2010 SHOUT! PUBLISHING (ASCAP), WORSHIPTOGETHER.COM SONGS (ASCAP), xixstep Music (ASCAP), VAMOS PUBLISHING (ASCAP) and THANKYOU MUSIC (PRS)  
SHOUT! PUBLISHING Admin. in the United States and Canada at CAPITOLCMGPUBLISHING.COM  
WORSHIPTOGETHER.COM SONGS, xixstep Music and VAMOS PUBLISHING Admin. at CAPITOLCMGPUBLISHING.COM  
THANKYOU MUSIC Admin. Worldwide at CAPITOLCMGPUBLISHING.COM excluding Europe which is Admin. by INTEGRITYMUSIC.COM  
All Rights Reserved. Used by Permission

Our God Chris Tomlin Piano Chords are essential for worship musicians and enthusiasts who wish to play one of the most beloved contemporary Christian songs written by Chris Tomlin. This powerful worship anthem has resonated with countless congregations around the world, inviting believers to reflect on the grandeur and majesty of God. In this article, we will explore the song's themes, provide a detailed breakdown of its structure, and offer resources for learning the piano chords effectively.

## Understanding the Song's Message

"Our God" captures the essence of worship by focusing on God's greatness and sovereignty. It invites believers to acknowledge His power and faithfulness, emphasizing that He is always present and capable of performing miracles in their lives. The song's lyrics are both uplifting and encouraging, making it a staple in many worship services.

# Thematic Elements

1. God's Sovereignty: The song emphasizes that God is in control of all circumstances, reminding the faithful of His omnipotent nature.
2. Worship and Praise: "Our God" encourages believers to come together in worship, praising God for His goodness and mercy.
3. Hope and Assurance: The lyrics reassure listeners that no matter what they face, they can trust in God's unwavering support and love.

## Song Structure

Understanding the structure of "Our God" is crucial for mastering the piano chords. The song generally follows a standard format that makes it accessible for musicians of varying skill levels.

## Verse, Chorus, and Bridge Breakdown

- Verse 1: Introduces the theme of God's greatness.
- Chorus: Reiterates the main message, celebrating God's power.
- Verse 2: Expands on the first verse, adding depth to the narrative.
- Chorus: Repeats the uplifting message.
- Bridge: A climactic moment that emphasizes God's miraculous capabilities.
- Final Chorus: Brings the song to a powerful conclusion.

## Piano Chords for "Our God" by Chris Tomlin

Here are the chords for "Our God" in the key of D, which is a common key for worship songs. This key is often chosen for its singability and accessibility on piano.

## Chords Overview

- Verses: D – A – Bm – G
- Chorus: D – A – G – D
- Bridge: Bm – G – D – A

## Chords Breakdown

1. Verse Chords
  - D: Play the D major chord (D, F, A).
  - A: Transition to the A major chord (A, C, E).
  - Bm: Move to the B minor chord (B, D, F).

- G: Conclude the verse with the G major chord (G, B, D).

## 2. Chorus Chords

- D: Start with D major.
- A: Shift to A major.
- G: Play G major.
- D: Return to D major.

## 3. Bridge Chords

- Bm: Begin with B minor.
- G: Follow with G major.
- D: Transition to D major.
- A: End with A major.

# Playing Techniques

To effectively play "Our God" on the piano, consider incorporating various techniques that can enhance your performance.

## Dynamic Playing

- Soft Verses: Start the verses softly, allowing the lyrics to shine through the music. This creates a peaceful atmosphere.
- Build Up: Gradually increase the volume and intensity leading into the chorus. This helps convey the emotional weight of the song.
- Climactic Bridge: Play the bridge with strong, powerful chords to emphasize the miraculous nature of God, encouraging the congregation to join in.

## Chord Inversions

Using chord inversions can add depth and variety to your playing. Here are some examples:

- D Inversion: Play D in the first inversion (F, A, D) for a smoother transition.
- A Inversion: Use the second inversion (E, A, C) for a fuller sound.
- Bm Inversion: Experiment with the first inversion (D, F, B) to diversify your playing.

# Tips for Learning the Chords

Learning "Our God" can be a rewarding experience. Here are some tips to help you master the chords:

1. Practice Regularly: Set aside time each day to practice the chords and transitions.
2. Use a Metronome: A metronome can help you maintain a steady tempo, which is crucial for worship

settings.

3. Record Yourself: Listening to recordings of your practice can highlight areas for improvement.

4. Play Along with the Song: Find a recording of "Our God" and practice playing along. This will help you get familiar with the timing and dynamics of the song.

5. Break It Down: If you are struggling with a particular section, break it down into smaller parts and practice each part separately before combining them.

## Resources for Further Learning

To further enhance your skills in playing "Our God" and other worship songs, consider exploring the following resources:

- Sheet Music: Purchase or download sheet music for "Our God" online. Websites such as MusicNotes or Ultimate Guitar often have arrangements available.
- Video Tutorials: YouTube is an excellent source for piano tutorials. Search for Chris Tomlin "Our God" piano tutorials to find step-by-step guidance.
- Worship Piano Books: Many books are available that compile popular worship songs along with their chords and arrangements. These can be valuable resources for any worship musician.
- Online Courses: Websites like Skillshare or Udemy offer courses on worship piano playing, which can provide structured learning and additional practice techniques.

## Conclusion

In conclusion, mastering the Our God Chris Tomlin piano chords can significantly enhance your worship experience and your ability to lead others in praise. By understanding the song's message, familiarizing yourself with its structure, and practicing the chords diligently, you can deliver a powerful performance that resonates with listeners. Whether you are playing in a church setting or simply for personal enjoyment, the journey of learning this song will deepen your connection with the music and the message of faith it conveys. Happy playing!

## Frequently Asked Questions

### What are the basic piano chords for 'Our God' by Chris Tomlin?

The basic piano chords for 'Our God' are C, G, Am, and F. These chords form the foundation for playing the song.

### Are there any online resources for learning 'Our God' by Chris Tomlin on piano?

Yes, there are various online resources such as YouTube tutorials, Ultimate Guitar, and music sheet websites where you can find sheet music and chord charts for 'Our God'.

## What is the key signature of 'Our God' by Chris Tomlin?

'Our God' is typically performed in the key of Bb major, which includes the chords Bb, F, Gm, and Eb.

## Can I find a chord chart for 'Our God' for beginner pianists?

Yes, many websites offer simplified chord charts for 'Our God' that are suitable for beginner pianists, making it easier to play along.

## What is the structure of 'Our God' in terms of verse and chorus?

'Our God' follows a common structure of verses leading into a repeated chorus, often alternating between the two sections to build intensity.

## What are some tips for playing 'Our God' smoothly on piano?

To play 'Our God' smoothly, practice transitioning between chords slowly, use a metronome to maintain tempo, and focus on dynamics to enhance emotional expression.

## Are there any specific finger placements for playing 'Our God' on piano?

For playing 'Our God', use standard finger placements for each chord, ensuring your thumb is on the root note and your fingers are positioned comfortably on the keys for smooth transitions.

Find other PDF article:

<https://soc.up.edu.ph/29-scan/pdf?dataid=sCj69-5025&title=how-old-was-jada-pinkett-character-in-menace-to-society.pdf>

## Our God Chris Tomlin Piano Chords

**We,Us,Our,Ours** -

We,Us,Our,Ours 1We 2Us 3Our 4Ours  
...

ao3

Feb 20, 2024 · AO3 <https://isnull.info/>  
<https://1.ao3-cn.top/> ...

**OurOurs** -

Dec 14, 2011 · OurOurs 1.Ourour  
...

sci ...

The comments are reproduced and our responses are given directly afterward in a different color (red). We would like also to ...

Gemini2.5Pro □□□□□□□□□□□□□□□□? - □□

“Google One AI Pro” “Gemini” “This account isn’t eligible for Google AI plan” ...

## We,Us,Our,Ours???? - ?????

We,Us,Our,Ours 1We 2Us 3Our 4Ours 1We we us be ...

ao3□□□□□□□□□□ □□□□

Feb 20, 2024 · AO3 <https://archiveofourown.org/> <https://ightalk.xyz1> <https://ightalk.cc/2> <https://isnull.info/>

https://1.a03-cn.top AO3 Archive of Our Own ...

## Our Ourselves - 1999

Dec 14, 2011 · Our Ours Our Ours 1. Our our  
2. Ours ours

sci.....

The comments are reproduced and our responses are given directly afterward in a different color (red). We would like also to thank you for allowing us to resubmit a revised copy of the manuscript.

**Gemini2.5Pro**

“Google One AI Pro” “Gemini” “This account isn’t eligible for Google AI plan” Google

☐ ☐ ☐ ☐ our ☐ ours ☐ us ☐ mine ☐ my ☐ yours ☐ ☐ ☐ ☐ ☐ ☐ ...

[illegible]















□□□□□□□□□□□□□□ - □□

OD

## Our Ours - 0000

Mar 30, 2025 · Our Ours

**our**           **s -**

Oct 7, 2024 ·  our s  our house     "house" s  "our mouth"  "our nose"  "The giraffe's neck" s   ...

four -

our our our [ɑ: (r)] 'avə (r)] our [ɑ: (r)] 'avə (r)]  
[ɑ:r, 'avər] pron. We are all entirely responsible for our actions, and for our reactions.  
our 1 our ...

Discover how to play "Our God" by Chris Tomlin with easy piano chords. Perfect for beginners and worship leaders alike. Learn more and elevate your worship experience!

[Back to Home](#)