

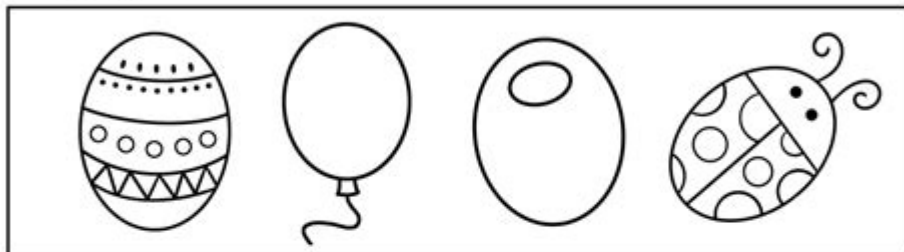
# Oval Worksheets For Preschool

Name:

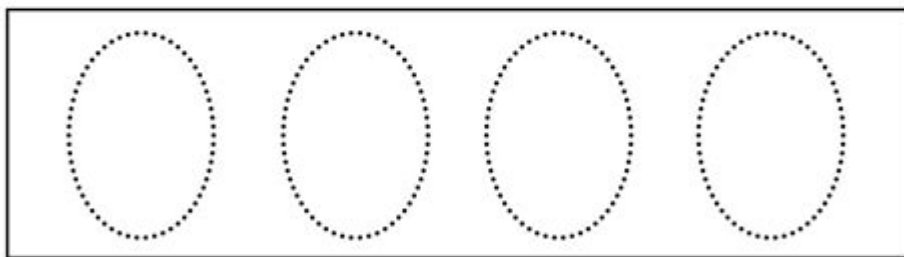
Date:

## OVAL


Color.



Trace.



Find 6 Ovals.



**Oval worksheets for preschool** are essential educational tools designed to help young learners develop crucial skills in a fun and engaging manner. As children enter preschool, they encounter a world brimming with new shapes, colors, and concepts. Oval worksheets serve as an effective means to introduce and reinforce these ideas, making learning both enjoyable and productive. This article explores the significance of oval worksheets, their benefits, how to use them effectively, and various activities that can be incorporated to enhance preschool learning experiences.

## Understanding the Importance of Shapes in Early Education

Shapes are fundamental components of early childhood education. They provide

a basis for understanding more complex concepts in mathematics, art, and science. Recognizing shapes helps children develop spatial awareness, critical thinking, and problem-solving skills. By introducing oval shapes through worksheets, educators and parents can foster these abilities in a structured yet creative way.

## Why Focus on Ovals?

Ovals are unique shapes that differ from circles and ellipses. Focusing on ovals allows children to:

- **Enhance Shape Recognition:** Distinguishing ovals from other shapes helps develop visual discrimination skills.
- **Improve Fine Motor Skills:** Activities that involve tracing and coloring ovals promote hand-eye coordination and dexterity.
- **Encourage Creativity:** Ovals can be used in various art projects, allowing children to explore their creativity while learning.

## Benefits of Using Oval Worksheets

Incorporating oval worksheets into preschool learning provides numerous advantages, including:

- **Skill Development:** Oval worksheets can help children practice writing, coloring, and cutting, all of which are essential skills for school readiness.
- **Engagement:** Worksheets often include colorful illustrations and interactive elements that keep children engaged and excited about learning.
- **Reinforcement:** Repeated exposure to oval shapes through worksheets reinforces recognition and understanding, aiding memorization.
- **Assessment:** Worksheets allow educators and parents to assess a child's progress and understanding of shapes, providing valuable feedback.

## How to Use Oval Worksheets Effectively

To maximize the benefits of oval worksheets, consider the following tips:

### 1. Create a Routine

Establish a consistent time for using worksheets daily. This could be part of a morning routine or a dedicated learning session. Consistency helps children understand the importance of the activity and fosters a sense of responsibility.

## **2. Combine with Hands-On Activities**

While worksheets are beneficial, combining them with hands-on activities can enhance the learning experience. For example, after completing an oval worksheet, children can create oval-shaped crafts or play with objects that resemble ovals.

## **3. Encourage Parental Involvement**

Engaging parents in the learning process can significantly benefit children. Encourage parents to participate in worksheet activities, discuss the shapes, and provide positive reinforcement. This involvement can boost a child's confidence and interest in learning.

## **4. Differentiate Learning**

Children learn at different paces and have various learning styles. Providing a range of oval worksheets that cater to diverse abilities can ensure that all children benefit from the activity. Include options such as tracing, coloring, and matching to accommodate different learners.

# **Creative Activities to Complement Oval Worksheets**

In addition to traditional worksheets, incorporating creative activities can reinforce the concept of ovals while keeping learning fun. Here are some engaging ideas:

## **1. Oval Art Projects**

Encourage children to create art projects using ovals. They can:

- Draw Ovals: Provide different sized oval templates and let children trace or draw their own ovals.
- Create Collages: Use magazines, colored paper, or natural materials to create a collage of oval shapes.

## **2. Shape Scavenger Hunt**

Organize an oval shape scavenger hunt in the classroom or outdoors. Challenge children to find objects that are oval-shaped, such as eggs, leaves, or fruits. This activity reinforces shape recognition in a real-world context.

### 3. Storytime with Shapes

Select stories or books that feature oval shapes prominently. Reading these stories can help children understand the relevance of shapes in everyday life and stimulate their imagination.

### 4. Interactive Games

Incorporate games that emphasize oval shapes. For instance, create a matching game where children match oval shapes to corresponding objects or pictures. This interaction makes learning enjoyable and memorable.

## Where to Find Oval Worksheets for Preschool

There are numerous resources available for parents and educators looking for oval worksheets for preschool:

- **Online Educational Platforms:** Websites like Teachers Pay Teachers and Education.com offer a variety of printable worksheets tailored for preschoolers.
- **Printable Worksheet Generators:** Tools like Canva and WorksheetWorks.com allow users to create customized worksheets that suit specific learning goals.
- **Educational Apps:** Many apps provide interactive worksheets and activities focused on shapes, including ovals, making learning accessible on digital devices.

## Conclusion

In conclusion, **oval worksheets for preschool** serve as a vital resource in early childhood education, promoting essential skills in a fun and engaging manner. By understanding the significance of shapes, utilizing worksheets effectively, and incorporating creative activities, educators and parents can create a rich learning environment for young learners. With consistent practice and exposure, children will not only master the concept of ovals but also develop a strong foundation for lifelong learning.

## Frequently Asked Questions

### What are oval worksheets for preschool?

Oval worksheets for preschool are educational materials designed to help young children learn about the shape of an oval through tracing, coloring, and identifying ovals in various contexts.

## **How can oval worksheets benefit preschoolers?**

These worksheets aid in developing fine motor skills, hand-eye coordination, and shape recognition, which are essential for early childhood development.

## **What activities are typically included in oval worksheets?**

Activities may include tracing ovals, coloring ovals, finding ovals in pictures, and connecting dots to form an oval shape.

## **At what age should children start using oval worksheets?**

Preschoolers aged 3 to 5 years old can start using oval worksheets as they begin to explore shapes and improve their writing skills.

## **Where can I find printable oval worksheets for preschool?**

Printable oval worksheets can be found on educational websites, teaching resource platforms, and through online search engines by looking for 'free printable oval worksheets for preschool.'

## **How can I incorporate oval worksheets into a preschool curriculum?**

Incorporate oval worksheets during shape recognition activities, art projects, or as part of a thematic unit about geometry or shapes.

## **What other shapes should be taught alongside ovals?**

Alongside ovals, preschoolers should learn about circles, squares, triangles, and rectangles to develop a comprehensive understanding of basic shapes.

## **Can oval worksheets be used for special needs education?**

Yes, oval worksheets can be adapted for special needs education by modifying the difficulty level, using sensory materials, or providing additional support.

## **What materials do I need to use oval worksheets effectively?**

Basic materials include crayons, colored pencils, markers, scissors, and glue, depending on the specific activities included in the worksheets.

## **How do oval worksheets help with cognitive development?**

Oval worksheets help enhance cognitive development by encouraging problem-solving skills, shape identification, and spatial awareness in young learners.

Find other PDF article:  
<https://soc.up.edu.ph/43-block/files?docid=DdY01-2988&title=newark-new-jersey-history.pdf>

Oval Worksheets For Preschool

*OVAL Corporation*  
OVAL Corporation  
...

OVAL Corporation | OVAL Corporation  
OVAL Corporation  
...

OVAL Corporation | OVAL Corporation  
OVAL Corporation  
...

OVAL Corporation | OVAL Corporation  
OVAL Corporation IR Corporation ...

OVAL Corporation - OVAL Corporation  
OVAL Corporation  
...

OVAL Corporation | OVAL Corporation  
OVAL Corporation 2024 7 31 2025 3 31  
...

OVAL Corporation | OVAL Corporation  
OVAL Corporation  
...

OVAL Corporation | OVAL Corporation  
OVAL Corporation  
...

OVAL Corporation UC-1  
OVAL Corporation 1 25 100A 8  
...

EX II  
...

**OVAL Corporation**  
OVAL Corporation  
...

