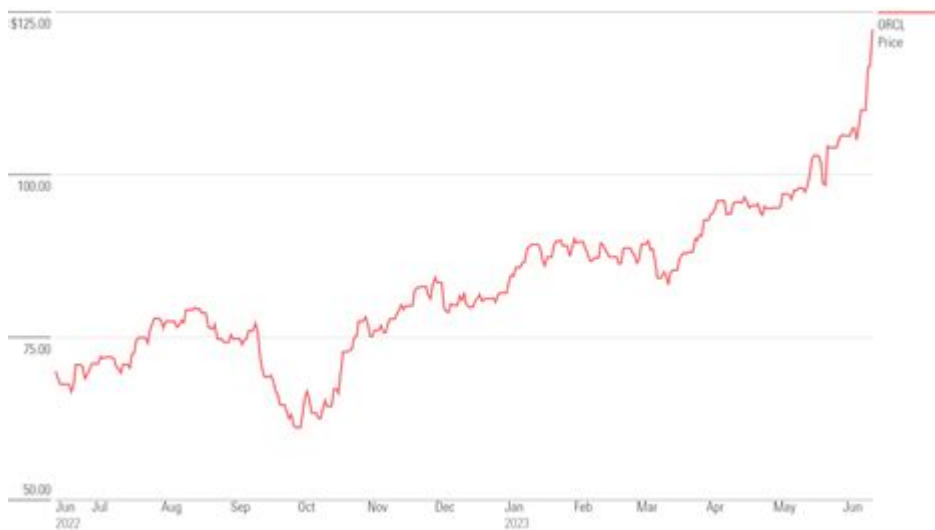


Oracle Stock Price History



Oracle stock price history offers a fascinating glimpse into the performance of one of the world's leading technology companies. Established in 1977, Oracle Corporation has grown from a database management system provider to a comprehensive cloud solutions giant, catering to businesses of all sizes. This article delves into the historical stock prices of Oracle, examining the factors influencing its performance and providing insights into its future outlook.

Understanding Oracle Corporation

Oracle Corporation is an American multinational computer technology corporation headquartered in Austin, Texas. It is primarily known for its database software and technology, cloud-engineered systems, and enterprise software products. The company has diversified its offerings over the years, venturing into cloud computing, hardware, and applications, making it a significant player in the tech industry.

The Initial Public Offering (IPO)

Oracle went public on March 12, 1986. The initial public offering price was \$15 per share, which adjusted for stock splits over the years, equates to a much lower adjusted price. The IPO was a significant milestone for the company, marking its journey from a startup to a publicly traded entity. The stock's performance post-IPO set the stage for future growth.

Oracle Stock Price Trends Over the Years

Analyzing Oracle stock price history involves looking at various time frames and understanding the stock's volatility, major milestones, and market conditions. Below are key periods in Oracle's stock price journey:

The 1990s: Growth and Expansion

During the 1990s, Oracle experienced substantial growth, driven by the rise of database technology:

- 1990: The stock price was approximately \$1.25, reflecting the company's early stage in the software market.
- 1999: By the end of the decade, Oracle's stock surged to around \$30. This rapid increase was fueled by the boom in technology and the increasing adoption of database systems in businesses worldwide.

The Dot-Com Bubble and Burst (2000-2002)

The early 2000s were a tumultuous time for tech stocks, and Oracle was no exception:

- 2000: The stock reached its peak of \$45. This was during the height of the dot-com bubble, where many technology stocks were overvalued.
- 2002: Following the burst of the dot-com bubble, Oracle's stock plummeted to around \$10. The downturn was exacerbated by the economic recession and declining IT spending.

Recovery and Growth (2003-2007)

Oracle began to recover in the mid-2000s, capitalizing on the need for better database management systems:

- 2004: The stock price climbed back to about \$12, driven by strategic acquisitions and innovations in their product offerings.
- 2007: By this year, Oracle's stock had appreciated to approximately \$20, as the company expanded into enterprise applications and middleware.

Financial Crisis and Subsequent Recovery (2008-2012)

The global financial crisis of 2008 had widespread effects on the stock market, including Oracle:

- 2008: Oracle's stock fell to around \$15 amid the financial turmoil.
- 2012: The company rebounded, and the stock price reached approximately \$30, boosted by strong earnings reports and growth in cloud computing.

Recent Trends and Cloud Transition (2013-Present)

In the last decade, Oracle has focused heavily on cloud computing, which has significantly impacted its stock price:

- 2014-2016: Oracle's stock fluctuated between \$30 and \$40, as investors were cautious about the company's transition to the cloud.
- 2020: The stock saw a notable increase during the COVID-19 pandemic, reaching around \$60 as businesses accelerated their digital transformations.

- 2023: As of late 2023, Oracle's stock price is hovering around \$110, reflecting a strong performance driven by cloud revenue and strategic partnerships.

Factors Influencing Oracle's Stock Price

Understanding the fluctuations in Oracle's stock price requires a closer look at several influencing factors:

1. Financial Performance

Oracle's earnings reports play a crucial role in shaping investor perceptions. Key financial metrics include:

- Revenue Growth: Consistent revenue growth, especially in cloud services, tends to boost stock prices.
- Profit Margins: Healthy profit margins signal operational efficiency, which is attractive to investors.

2. Market Conditions

Broader market trends and economic conditions can significantly impact Oracle's stock:

- Tech Industry Trends: Innovations and advancements in technology can influence stock valuations across the sector.
- Economic Indicators: Inflation rates, interest rates, and overall economic health can affect investor sentiment.

3. Strategic Acquisitions

Oracle has a history of acquiring companies to enhance its product offerings. These acquisitions often lead to stock price increases if they are seen as strategically beneficial:

- Key Acquisitions: Notable acquisitions, such as Sun Microsystems in 2010, have diversified Oracle's portfolio and contributed to long-term growth.

4. Competitive Landscape

Oracle operates in a highly competitive environment, facing challenges from other tech giants like Microsoft, Amazon, and Google. The company's ability to innovate and maintain its market share is crucial for sustaining its stock price.

Investment Considerations

For potential investors looking at Oracle's stock price history, several considerations come into play:

1. Historical Performance

- Oracle's historical performance can provide insights into its ability to recover from downturns and capitalize on growth opportunities.

2. Future Outlook

- Analysts often project future performance based on current trends in cloud adoption, technological advancements, and Oracle's ability to innovate. Understanding these dynamics is essential for making informed investment decisions.

3. Risk Factors

- Like any investment, buying Oracle stock carries risks. Potential investors should consider market volatility, competition, and changes in technology trends.

Conclusion

In summary, Oracle's stock price history reflects its evolution from a database management company to a leader in cloud computing and enterprise software solutions. With a fluctuating journey influenced by broader market trends, strategic decisions, and economic conditions, Oracle remains a significant player in the tech industry. As the company continues to adapt to changing market dynamics and focus on innovation, understanding its stock price history will be crucial for investors looking to capitalize on future opportunities. The ongoing transformation towards cloud computing presents both challenges and opportunities, making Oracle's journey an intriguing case study in the world of technology investments.

Frequently Asked Questions

What has been the overall trend of Oracle's stock price over the past five years?

Oracle's stock price has shown a general upward trend over the past five years, reflecting strong financial performance and growth in cloud services.

How did Oracle's stock react to its quarterly earnings reports?

Typically, Oracle's stock price experiences volatility following quarterly earnings reports, often rising if the results exceed analyst expectations and falling if they miss.

What major events have influenced Oracle's stock price in the last year?

Major events include the announcement of strategic acquisitions, changes in executive leadership, and quarterly earnings results which have all impacted investor sentiment.

How does Oracle's stock performance compare to its competitors?

Oracle's stock performance has generally been competitive with peers like Microsoft and SAP, often tracking closely with the industry's overall trends in cloud computing.

What is the significance of Oracle's stock price milestones, such as reaching new highs?

Reaching new highs in Oracle's stock price often signifies investor confidence in the company's growth strategy and financial health, which can attract more institutional investment.

What tools can investors use to analyze Oracle's stock price history?

Investors can use financial platforms like Yahoo Finance, Google Finance, and Bloomberg to analyze Oracle's stock price history, including charts, historical data, and key performance indicators.

Find other PDF article:

<https://soc.up.edu.ph/66-gist/files?dataid=daf47-7123&title=what-is-the-rule-of-10-in-biology.pdf>

Oracle Stock Price History






Oracle 历史股价 - 图表

Oracle 历史股价 ORACLE 历史股价 " 历史股价

Oracle 历史股价 Oracle ...

Oracle 历史股价 Oracle? Oracle weblogic 历史股价 ...

Oracle - 历史股价

Apr 24, 2020 · Oracle  1977  Redwood shore 
 ( ...

Oracle DB2 MS SQL ...

3 OCM Oracle Certified Master Oracle, Oracle, Oracle ...

Oracle Oracle ...

Jun 28, 2021 · Oracle Oracle Oracle Delivery MOS MOS SI ...

oracle -

Oracle Oracle
11g win 10 ...

XXXXXXXXXXXXORACLEXXXXXXXXXXXX ...

May 9, 2020 · Q1Oracle
Oracle ...

Oracle MySQL -

Oracle MySQL

VMware VirtualBox - VM

2023 WSL2, VMware player 17, VirtualBox 7 Linux WSL2
... ..

oracle□□□□□□□□ - □□

Oracle

...

Oracle **"** -

[illegible]

Oracle Oracle ...

```

Oracle? Oracle? Oracle? weblogic?
...

```

□□□ (Oracle) - □□

Apr 24, 2020 · Oracle [Oracle 1977 Redwood shore](#) [Oracle \(1977\) ...](#)

Oracle DB2 MS SQL ...

3 OCM Oracle Certified Master Oracle, Oracle, Oracle ...

Oracle Oracle ...

Jun 28, 2021 · Oracle Oracle Oracle Delivery MOS MOS SI ...

oracle -

`Oracle` Oracle
11g win 10 ...

XXXXXXXXXXXX**ORACLE**XXXXXXXXXXXX ...

May 9, 2020 · Q1 Oracle
Oracle ...

Oracle MySQL 数据库 - 第

Oracle MySQL

VMware - VirtualBox

2023 WSL2, VMware player 17, VirtualBox 7 Linux WSL2

oracle□□□□□□□□ - □□

Oracle[] []
...

Explore Oracle stock price history and uncover key trends that shape its market performance. Discover how past data can inform your investment decisions today!

[Back to Home](#)