

























Ou Ow Diphthong Worksheets

Say the name of each picture out loud. Then select **ou** or **ow** to complete the words.

   c____	   cl____d
   cl____n	   m____th
   s____nd	   h____l
   m____se	   t____n

LIVE WORKSHEETS

Ou ow diphthong worksheets are essential educational tools designed to help students understand and practice the unique sounds produced by the diphthongs "ou" and "ow." Diphthongs are complex vowel sounds that begin with one vowel sound and glide into another within the same syllable. Mastering these sounds is crucial for developing strong phonetic skills, which contribute to better reading and writing abilities. This article will explore the importance of ou and ow diphthongs, effective teaching strategies, and various activities and worksheets to enhance student learning.

The Importance of Diphthongs in Language Development

Understanding diphthongs is a foundational aspect of phonics instruction. Diphthongs like "ou" and "ow" contribute to the richness of the English language and are commonly found in many words. Recognizing and correctly pronouncing these diphthongs can significantly impact a student's reading fluency, comprehension, and overall literacy development.

1. Enhancing Phonemic Awareness

Phonemic awareness refers to the ability to hear, identify, and manipulate individual sounds in spoken words. Diphthongs are multi-part sounds that require students to blend vowel sounds, which enhances their phonemic awareness. Worksheets focused on "ou" and "ow" can encourage students to:

- Listen for and identify diphthongs in words.
- Practice blending sounds to create words.
- Distinguish between similar sounds and syllable structures.

2. Building Vocabulary

Worksheets that emphasize "ou" and "ow" diphthongs also serve to build vocabulary. Many commonly used words contain these diphthongs, and by practicing them, students expand their language repertoire. Examples of words include:

- "House"
- "Mouse"
- "Cloud"
- "Proud"
- "Brown"

Effective Teaching Strategies for Diphthongs

Teaching diphthongs effectively requires a combination of direct instruction, hands-on activities, and reinforcement strategies. Here are some methods educators can incorporate into their lessons:

1. Direct Instruction

- Introduce the Sounds: Clearly explain the sounds of "ou" and "ow," using visual aids and phonetic charts.
- Model Examples: Provide students with examples of words that contain these diphthongs, emphasizing correct pronunciation.
- Use Contextual Learning: Encourage students to identify diphthongs in sentences or stories to understand them in context.

2. Interactive Activities

- Word Sorts: Have students sort words into categories based on the diphthong they contain.
- Flashcards: Use flashcards with pictures and words to reinforce recognition and pronunciation.
- Games: Incorporate games like bingo or matching to make learning engaging and interactive.

3. Reinforcement through Worksheets

Worksheets are valuable for reinforcing learned concepts. They can include various activities such as:

- Fill-in-the-blank exercises.
- Word searches for "ou" and "ow" diphthong words.
- Writing prompts that require students to use diphthong words in sentences.

Types of Ou Ow Diphthong Worksheets

There are numerous types of worksheets that can effectively teach and reinforce the "ou" and "ow" diphthongs. Here are some examples:

1. Identification Worksheets

These worksheets focus on helping students recognize words that contain "ou" and "ow" diphthongs. Activities may include:

- Highlighting or circling diphthong words in a list.
- Matching words to pictures that represent the word.

2. Fill-in-the-Blank Worksheets

Students can practice using diphthongs in context by completing sentences with the appropriate diphthong word. For example:

- The ____ is in the sky. (cloud)
- The dog is very ____ of his bone. (proud)

3. Writing Prompts

Worksheets that include writing prompts encourage creativity while reinforcing the use of diphthongs. For instance, students might be asked to write a short story or a few sentences using at least five "ou" or "ow" words.

4. Crossword Puzzles

Crossword puzzles challenge students to think critically about diphthong words. Clues can be provided, and students must fill in the correct words based on the diphthong sounds.

5. Rhyming Worksheets

Rhyming activities can help students connect words with similar sounds. Worksheets can ask students to find and list words that rhyme with "house," "mouse," "crow," or "snow."

Tips for Using Diphthong Worksheets Effectively

To maximize the effectiveness of ou ow diphthong worksheets, consider the following tips:

1. Assess Prior Knowledge

Before beginning diphthong instruction, assess students' understanding of vowel sounds and their ability to recognize diphthongs. This will help tailor the worksheets to their needs.

2. Differentiate Instruction

Recognize that students may be at different levels of understanding. Provide varied worksheets that cater to different skill levels, including simpler tasks for those struggling and more challenging activities for advanced learners.

3. Incorporate Technology

Utilize digital resources and online worksheets to engage students further. Many educational websites offer interactive diphthong activities that can complement traditional worksheets.

4. Provide Feedback

After students complete their worksheets, offer constructive feedback. Highlight their successes and provide guidance on areas for improvement.

5. Encourage Peer Collaboration

Facilitate pair or group work where students can discuss their worksheet answers, helping each other with pronunciation and understanding of diphthongs.

Conclusion

Incorporating ou ow diphthong worksheets into literacy instruction is vital for developing strong phonetic skills in students. These worksheets not only enhance phonemic awareness and vocabulary but also provide engaging and interactive learning opportunities. By implementing effective teaching strategies, utilizing various worksheet types, and following best practices, educators can significantly impact their students' understanding and mastery of diphthongs. As students become more confident in their pronunciation and use of "ou" and "ow" words, they will be better equipped for success in reading and writing, laying the foundation for their future literacy endeavors.

Frequently Asked Questions

What are 'ou' and 'ow' diphthongs?

'ou' and 'ow' are diphthongs that represent vowel sounds in English. 'ou' is often heard in words like 'out' and 'cloud', while 'ow' appears in words like 'cow' and 'snow'.

What is the purpose of 'ou ow diphthong worksheets'?

'ou ow diphthong worksheets' are educational resources designed to help students recognize, pronounce, and correctly use the 'ou' and 'ow' sounds in reading and writing.

Who can benefit from using 'ou ow diphthong worksheets'?

These worksheets are beneficial for early readers, ESL (English as a Second Language) learners, and anyone looking to improve their phonetic skills and understanding of English vowel sounds.

What types of activities are commonly included in 'ou ow diphthong worksheets'?

Common activities include fill-in-the-blank exercises, word sorting, matching words with pictures, and spelling practice to reinforce the recognition of 'ou' and 'ow' diphthongs.

How can teachers effectively use 'ou ow diphthong worksheets' in the classroom?

Teachers can incorporate these worksheets into phonics lessons, use them for group activities, or assign them as homework to reinforce learning and assess students' understanding of diphthongs.

Are there online resources available for 'ou ow diphthong worksheets'?

Yes, many educational websites offer free or paid downloadable 'ou ow diphthong worksheets', along with interactive games and quizzes to enhance learning.

What age group is appropriate for 'ou ow diphthong worksheets'?

'ou ow diphthong worksheets' are typically suited for children in preschool through early elementary grades, generally ages 4 to 8, as they are learning to read and write.

Find other PDF article:

<https://soc.up.edu.ph/39-point/pdf?docid=oQl44-9661&title=massanutten-resort-activity-guide.pdf>

Ou Ow Diphthong Worksheets

ou -

[illegible]

□□□□□□□□□□ - □□□□

2024-09-07 · 00:00:00

ou -

Oct 14, 2024 · ou○○○○○○○○○○○○○○○○○○○○ou○○○○○○○○○○○○○○○○○○○○ ○○○○○○○○○○○○○ou○○○○○○○○○○
○○○○○○ ...

buou -

Sep 24, 2024 · bu1. BUBusiness Unit2. OU
Organizational Unit ...

Outlook

May 12, 2024 · OutlookOutlook.com Microsoft Outlook
OutlookOutlook ...

“ou”_____

“ou” ou 1
...

□ □ □ □ □ □ □ □ □ □ - □ □ □ □

Jean-Michel Ou 1999 1999 ...

Ornstein-Uhlenbeck Process -

Ornstein-Uhlenbeck Process...

[illegible]

☐ ☐ ...

26000000 0000

26 □□□□□□□□□□□□□□□□□□: (□□)A□B□C□D□E□F□G□H□I□J□K□L□M□N□O□P□Q□R□S□T□U□V□W□X□Y ...

ou -

Oct 7, 2024 · ouououououououououououou /av/ououououououou1. loud /laʊd/ - ououou
ouou2. about /ə'baʊt&

□□□□□□□□□□ - □□□□

2024-09-07 · 00:00:00

ou□□□□ - □□□□

Oct 14, 2024 · ou...ou...ou...
... ..

buou -

Sep 24, 2024 · buou1. BU Business Unit2. OU Organizational Unit ...

Outlook -

May 12, 2024 · OutlookOutlook.com Microsoft OutlookOutlookOutlook ...

“ou”_

“ou”ou 1 ...

-

Jean-Michel Ou1999 1999 ...

Ornstein-Uhlenbeck Process -

Ornstein-Uhlenbeck Process...

_...

(1) (2) (3) ...

26_

26: (A)B)C)D)E)F)G)H)I)J)K)L)M)N)O)P)Q)R)S)T)U)V)W)X)Y ...

Boost your phonics skills with our engaging 'ou ow diphthong worksheets.' Perfect for teachers and parents. Discover how to enhance learning today!

[Back to Home](#)