





Oakley Sutro Size Guide

OAKLEY SUTRO VS. SUTRO S VS. SUTRO LITE VS. SUTRO LITE SWEEP COMPARISON & GUIDE				
	 Oakley Sutro	 Oakley Sutro S	 Oakley Sutro Lite	 Oakley Sutro Lite Sweep
Overall Size	Medium-to-Large	Small-to-Medium	Medium-to-Large	Medium-to-Large
Dimensions	<ul style="list-style-type: none">• Lens Width: 137mm• Lens Height: 57mm• Length: 140mm	<ul style="list-style-type: none">• Lens Width: 128mm• Lens Height: 55mm• Length: 134mm	<ul style="list-style-type: none">• Lens Width: 139mm• Lens Height: 58mm• Length: 138mm	<ul style="list-style-type: none">• Lens Width: 139mm• Lens Height: 58mm• Length: 138mm
Features	<ul style="list-style-type: none">• Full-rimmed frame• Unobtainium nose pads• Prizm shield lenses	<ul style="list-style-type: none">• Smaller Sutro frame• Thin temples that fit smaller heads• Prizm shield lenses	<ul style="list-style-type: none">• Half-rim lens design• Large shield lens• Unobtainium nose pads and temples	<ul style="list-style-type: none">• Lens design inspired by Oakley Eyeshade• Available vented lens• Integrated earsocks
Unobtainium Parts	Nose pads	Nose pads	Nose pads and earsocks	Nose pads and integrated earsocks
Available Colorways	18	9	12	8

Oakley Sutro Size Guide is an essential tool for anyone looking to purchase these popular eyewear options. The Oakley Sutro sunglasses have gained a significant following among athletes, outdoor enthusiasts, and fashion-conscious individuals alike. With their innovative design, these sunglasses not only offer style but also functional benefits such as enhanced visibility and protection from the elements. However, selecting the right size is crucial to ensure optimal comfort and performance. This article serves as a comprehensive size guide for the Oakley Sutro sunglasses, detailing how to measure for the best fit, the various size options available, and tips for finding the perfect pair.

Understanding the Oakley Sutro Design

Before diving into the sizing information, it's essential to understand what makes the Oakley Sutro sunglasses unique. Designed with input from professional cyclists, the Sutro line features a large, shield-like lens that offers maximum coverage and a wide field of vision. This design is particularly beneficial for those engaged in high-intensity activities or sports, as it minimizes distortion and enhances peripheral awareness.

In addition to the lens design, the Sutro sunglasses boast several key features:

- **O Matter Frame:** This durable material provides comfort and strength, ensuring the sunglasses can withstand the rigors of outdoor activities.
- **Prizm Lens Technology:** Oakley's proprietary lens technology enhances color, contrast, and detail, allowing users to see their surroundings more clearly.
- **Interchangeable Lenses:** Many Sutro models allow for interchangeable lenses,

giving wearers the flexibility to adapt to different lighting conditions.

These features make the Oakley Sutro an attractive option, but to fully enjoy these benefits, selecting the right size is paramount.

Measuring for the Right Fit

To find the perfect size for your Oakley Sutro sunglasses, it's essential to take some measurements. Here's how to do it:

Step 1: Determine Your Face Width

1. Get a flexible measuring tape or a piece of string and a ruler.
2. Measure across your face: Start from the edge of one temple (the bony part at the side of your head) to the edge of the other temple. This measurement will give you your face width.

Step 2: Measure Your Temple Length

1. Locate an existing pair of sunglasses: Most sunglasses will have a temple length marked on the inside of the arm.
2. Alternatively, measure from the temple to the ear: Use a ruler to measure the distance from the temple to the back of your ear. This will give you an idea of how long the temple arms should be for comfort.

Step 3: Consider the Bridge Width

1. The bridge width is the distance between the lenses. To measure this, consider how the sunglasses sit on your nose. You can use a ruler to measure the distance from one lens edge to the other, or check the specifications of the sunglasses to find the bridge width.

Oakley Sutro Size Options

Oakley Sutro sunglasses are available in various sizes to cater to different face shapes and preferences. Understanding these options can help you make an informed decision.

Standard Sizes

The Oakley Sutro sunglasses typically come in two standard sizes:

- **Medium:** This size is designed to fit a wide range of face types and is the most common option.
- **Large:** Ideal for individuals with broader facial structures, these sunglasses offer a looser fit for added comfort.

Fit Categories

In addition to standard sizes, the Oakley Sutro line also includes specific fit categories:

1. **Regular Fit:** Designed for average head sizes, these sunglasses provide a snug but comfortable fit.
2. **Asian Fit:** Tailored for individuals with higher cheekbones and a flatter nose bridge, these sunglasses feature a slightly adjusted frame to enhance comfort.

Choosing the Right Style

The Oakley Sutro line offers various styles, each with unique features that may affect fit.

Frame Styles

The Oakley Sutro sunglasses come in multiple frame styles, including:

- **Standard Sutro:** The original design, known for its bold look and performance features.
- **Sutro Lite:** A lighter version with a different lens shape that may fit smaller face sizes better.
- **Sutro Lite Sweep:** This style features a more curved lens for enhanced coverage and protection.

Color and Lens Options

The Oakley Sutro sunglasses are available in a wide range of colors and lens options, including polarized, non-polarized, and Prizm lenses. Choosing the right lens type can also influence your overall fit and comfort:

- **Polarized Lenses:** Great for reducing glare, ideal for water and snow sports.
- **Non-Polarized Lenses:** Typically provide better clarity for activities where color distortion is a concern.
- **Prizm Lenses:** Enhance specific color wavelengths for better visibility in various environments.

Tips for Finding the Perfect Fit

Once you have determined your measurements and considered the available options, here are some tips to help you find the perfect Oakley Sutro sunglasses:

Try Before You Buy

If possible, visit a local retailer to try on different sizes and styles of Oakley Sutro sunglasses. This firsthand experience can help you gauge how they feel on your face.

Check Return Policies

When purchasing online, always check the return policy. Many retailers offer free returns, allowing you to try your sunglasses at home and exchange them if they don't fit correctly.

Ask for Recommendations

If you're unsure about sizing, consider reaching out to friends or fellow outdoor enthusiasts who own Oakley Sutro sunglasses. Their insights may help guide your decision.

Conclusion

Finding the right pair of Oakley Sutro sunglasses is essential for maximizing both comfort

and performance. By using the **Oakley Sutro Size Guide**, you can ensure that you choose the right size and style for your needs. Whether you are cycling, running, or simply enjoying a sunny day outdoors, wearing sunglasses that fit well will enhance your experience. Remember, proper measurements, understanding the various fit categories, and trying on different styles are key to making the right choice. Happy shopping!

Frequently Asked Questions

What sizes are available for Oakley Sutro sunglasses?

Oakley Sutro sunglasses typically come in one standard size, but they may fit differently based on the frame design and lens shape.

How do I know if Oakley Sutro sunglasses will fit me?

To determine if Oakley Sutro sunglasses will fit you, check the frame dimensions provided on the product page, including lens width, bridge width, and temple length.

Are Oakley Sutro sunglasses suitable for narrow faces?

Oakley Sutro sunglasses may be too wide for some narrow faces. It's best to try them on or consult the size guide to see if they align with your face shape.

What is the frame width of Oakley Sutro sunglasses?

The frame width of Oakley Sutro sunglasses generally measures around 138mm, which provides a medium fit for most face shapes.

Do Oakley Sutro sunglasses come in different lens sizes?

No, the Oakley Sutro model is designed with a specific lens size that complements the frame, ensuring optimal performance and style.

How can I adjust the fit of my Oakley Sutro sunglasses?

While Oakley Sutro sunglasses don't have adjustable temples, you can ensure a better fit by choosing the right nose pads or using different lens options for comfort.

Find other PDF article:

<https://soc.up.edu.ph/08-print/pdf?trackid=oRC21-5921&title=audio-of-to-kill-a-mockingbird.pdf>

[Oakley Sutro Size Guide](#)

How to Identify an Oakley Serial Numb...

Mar 18, 2024 · Find out how to locate your Oakley serial number and model ...

Oakley Forum

The hub for everything Oakley! We are the largest growing online ...

Oakley Sunglasses Lens Tint & Color C...

Apr 8, 2025 · A complete guide to Oakley Sunglasses lens tint and color! We ...

Where to Get Oakley Sunglasses Repaire...

The best options to repair your Oakley sunglasses including Oakley ...

What Do the Numbers on Glasses Frames ...

Find out how to read the numbers on the inside of your glasses or ...

How to Identify an Oakley Serial Number [& Model Lookup]

Mar 18, 2024 · Find out how to locate your Oakley serial number and model number. Plus lookup your Oakley serial number to find out when they were made.

Oakley Forum

The hub for everything Oakley! We are the largest growing online community dedicated to Oakley Sunglasses and products. Come browse Oakley News, Events and Releases!

Oakley Sunglasses Lens Tint & Color Complete Guide

Apr 8, 2025 · A complete guide to Oakley Sunglasses lens tint and color! We analyze the light transmission, UV protection and purpose of Oakley lenses!

Where to Get Oakley Sunglasses Repaired? [Plus DIY Options]

The best options to repair your Oakley sunglasses including Oakley customer service, online services, and DIY fixes.

What Do the Numbers on Glasses Frames Mean? - Oakley Forum

Find out how to read the numbers on the inside of your glasses or sunglasses frame. Including what the numbers on your glasses frames mean.

Oakley Replacement Parts - The Complete Guide

Sep 12, 2022 · Find out where to buy the best Oakley replacement parts for your sunglasses including arms, earsocks and more to

Oakley Sunglasses Size Guide | Know Before You Buy

Dec 11, 2023 · A complete Oakley Sunglasses Size comparison, chart, and guide. Plus our top picks for the best small, medium, and large size Oakley frames!

Oakley Technology and Terms Explained

May 18, 2020 · Oakley Frame Terms and Technology Unobtainium Oakley Unobtainium is the name of the rubber material seen on earsocks and nose pieces of sunglasses. This material is ...

Oakley Low Bridge Fit (Asian Fit) vs. Standard - Oakley Forum

Oct 15, 2021 · Oakley Low Bridge Fit vs. Standard Fit Sunglasses Oakley Low Bridge fit compared to Standard fit will vary from frame to frame (more on that below). But generally, ...

The Best Oakley Prescription Eyeglasses & Frames | Buyer's Guide

Mar 16, 2022 · We review the best Oakley eyeglasses and frames including prescription lenses so and where you can buy your prescription eyeglasses!

Find the perfect fit with our Oakley Sutro size guide. Explore detailed sizing tips and recommendations to ensure your next pair feels just right. Learn more!

[Back to Home](#)