







# Odd And Even Worksheets For First Grade

<b>SUPERSTAR WORKSHEETS</b>		<b>Even or Odd</b>	Name: _____ Date: _____
Count the objects. Write the number then write if it's odd or even.			
		How many rings? _____	Odd or even? _____
		How many cones? _____	Odd or even? _____
		How many oranges? _____	Odd or even? _____
		How many snails? _____	Odd or even? _____
		How many worms? _____	Odd or even? _____
		How many frogs? _____	Odd or even? _____

Images ©3 Bunnies on a Cloud

Odd and even worksheets for first grade are essential educational tools that help young learners grasp fundamental concepts in mathematics. Recognizing the difference between odd and even numbers is a foundational skill that sets the stage for further mathematical learning as children progress through their education. This article will explore the importance of these worksheets, various activities that can be included, tips for teachers and parents, and how to effectively use these resources in a first-grade classroom.

## Understanding Odd and Even Numbers

# What Are Odd and Even Numbers?

Odd and even numbers are two categories used to classify integers based on their divisibility by two.

- Even Numbers: Numbers that can be divided by two without a remainder. They end in 0, 2, 4, 6, or 8. Examples include 0, 2, 4, 6, 8, 10, etc.

- Odd Numbers: Numbers that cannot be evenly divided by two, resulting in a remainder of one. They end in 1, 3, 5, 7, or 9. Examples include 1, 3, 5, 7, 9, 11, etc.

Teaching first graders to differentiate between these two types of numbers helps build their understanding of number properties, prepares them for addition and subtraction, and supports their problem-solving skills.

## Why Are Odd and Even Worksheets Important?

Odd and even worksheets for first grade play a crucial role in developing mathematical skills. Here are a few reasons why these worksheets are important:

1. **Conceptual Understanding:** Worksheets provide students with opportunities to visualize and understand the concepts of odd and even numbers through various exercises.
2. **Reinforcement of Skills:** Regular practice with these worksheets helps reinforce the concept, aiding in retention and mastery of the material.
3. **Engagement:** Worksheets often include fun activities, such as coloring or matching, that engage students and make learning enjoyable.
4. **Assessment:** Teachers can use these worksheets to assess student understanding and identify areas where additional support may be needed.
5. **Foundation for Future Learning:** Understanding odd and even numbers is a stepping stone to more advanced math concepts, making it essential for young learners.

## Types of Odd and Even Worksheets

When it comes to odd and even worksheets for first graders, several types can be utilized to cater to different learning styles and preferences. Here are some effective types:

### 1. Identification Worksheets

These worksheets typically feature a list of numbers, and students are asked to identify which numbers are odd and which are even. For example:

- Circle the even numbers.
- Underline the odd numbers.

This type of exercise reinforces recognition skills and helps students learn to identify odd and even numbers quickly.

## 2. Coloring Worksheets

Coloring worksheets can be particularly engaging for first graders. These worksheets might present a series of numbers or illustrations, asking students to color even numbers one color (e.g., blue) and odd numbers another color (e.g., red). This visual reinforcement helps solidify their understanding.

## 3. Matching Worksheets

In matching worksheets, students are given two columns: one with odd numbers and the other with even numbers. They are tasked with drawing lines to connect the corresponding numbers or objects. For instance, matching pictures of groups of objects (2 apples for even and 3 apples for odd) can make the activity more interactive.

## 4. Fill-in-the-Blank Worksheets

These worksheets present sentences or equations with missing numbers. For example:

- "The number \_\_\_\_ is odd."
- "The number \_\_\_\_ is even."

Students must fill in the blanks with appropriate numbers, helping them practice their knowledge in a contextual format.

## 5. Story Problems

Including odd and even numbers in story problems encourages critical thinking. For example:

- "Jenny has 4 apples (even) and Tom has 3 apples (odd). How many apples do they have together?"

These problems help students apply their knowledge in real-world scenarios, enhancing their understanding of the concepts.

## Creative Activities to Enhance Learning

In addition to worksheets, integrating creative activities can further enhance the learning

experience about odd and even numbers.

## **1. Odd and Even Number Hunt**

Organize a classroom scavenger hunt where students search for objects that represent odd and even numbers. For example, they can count pencils, blocks, or other classroom items. After collecting, they categorize them as odd or even.

## **2. Group Games**

Engage students in group games where they shout out numbers in turns. If a student says an even number, they take a step forward; if they say an odd number, they stay put. This physical activity reinforces their learning in a fun way.

## **3. Number Line Activities**

Use a number line to help visualize odd and even numbers. Students can place stickers or markers on the line to represent odd and even numbers, thus understanding their positions in relation to each other.

## **Tips for Parents and Teachers**

To maximize the effectiveness of odd and even worksheets and activities, here are some tips for parents and teachers:

### **1. Make It Fun**

Incorporate games and creative activities alongside worksheets to keep students engaged. The more fun they have, the more likely they are to retain the information.

### **2. Offer Praise and Encouragement**

Positive reinforcement is key. Celebrate students' successes, no matter how small, to build their confidence in math.

### **3. Differentiate Instruction**

Recognize that students learn at different paces. Some may grasp concepts quickly, while others may need more time. Provide additional challenges for advanced learners and extra support for those who struggle.

## **4. Use Real-Life Examples**

Incorporate real-world examples into lessons, such as counting objects in the classroom or at home. This helps students see the practical applications of odd and even numbers.

## **5. Consistent Practice**

Regular practice is crucial for mastery. Encourage daily practice through worksheets and fun activities, reinforcing the concepts consistently over time.

## **Conclusion**

In summary, odd and even worksheets for first grade are vital resources in early mathematics education. They not only teach fundamental concepts but also engage students through creative activities and games. By using a variety of worksheets and incorporating hands-on learning, parents and teachers can effectively support first graders in mastering the concepts of odd and even numbers. As students develop this foundational skill, they will find themselves better prepared for future mathematical challenges, laying the groundwork for a successful academic journey.

## **Frequently Asked Questions**

### **What are odd and even worksheets for first grade?**

Odd and even worksheets for first grade are educational resources designed to help young students understand the concepts of odd and even numbers through various activities and exercises.

### **How can odd and even worksheets benefit first graders?**

These worksheets help first graders develop critical thinking and number sense by engaging them in identifying, classifying, and working with odd and even numbers.

### **What types of activities are included in odd and even worksheets?**

Activities may include number sorting, coloring exercises, matching games, and simple word problems that require students to distinguish between odd and even numbers.

# At what age should children start learning about odd and even numbers?

Children typically start learning about odd and even numbers in first grade, around ages 6 to 7, as part of their foundational math skills.

# How can parents reinforce odd and even number concepts at home?

Parents can reinforce these concepts by using everyday objects for counting, playing number games, and completing odd and even worksheets together.

# Are there any online resources for odd and even worksheets?

Yes, many educational websites offer free printable odd and even worksheets for first graders, allowing teachers and parents to access a variety of activities.

# What should teachers consider when creating odd and even worksheets?

Teachers should consider the developmental level of their students, ensuring that the worksheets are engaging, age-appropriate, and aligned with learning objectives.

Find other PDF article:  
<https://soc.up.edu.ph/26-share/files?trackid=pfD28-9908&title=habit-reversal-training-at-home.pdf>

## Odd And Even Worksheets For First Grade

odd -   
Apr 2, 2024 · oddodd  
...  
odd numbereven number -   
odd numbereven numbereven numbereven number  
The sum of two ...  
odd numbereven number?\_  
odd numbernounodd number2 even numbernouneven number  
...  
 -   
odd 2213579 2k2k+1k  
...  
.\_

