


Number Lines With Fractions Worksheets

Grade 3 | Math


Representing a Fraction on a Number Line

Represent the fraction on the number line by marking it with "X".

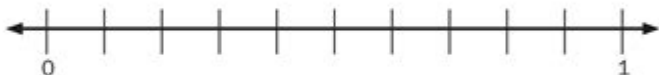
a. $\frac{2}{5}$




b. $\frac{3}{7}$




c. $\frac{5}{9}$




d. $\frac{2}{6}$



e. $\frac{4}{7}$



f. $\frac{1}{9}$



© Copyright 2017 BeeOne Media Pvt. Ltd.
All Rights Reserved.

Subscribe www.grade1to6.com
to access 6000 plus worksheets for
\$25 / Rs 2000 a year only!

Number lines with fractions worksheets are essential educational tools that help students understand the concept of fractions, their placement on a number line, and how to perform operations involving fractions. These worksheets not only enhance students' mathematical skills but also boost their confidence in handling fractions, which are often seen as a challenging topic. In this article, we will explore the importance of number lines with fractions, how to effectively use them in teaching, and provide tips for creating engaging worksheets.

The Importance of Number Lines in Learning Fractions

Number lines are visual representations that help students grasp the relationship between whole numbers and fractions. They serve as a bridge between concrete and abstract mathematical concepts, making fractions more accessible. Here are some reasons why number lines are crucial in learning fractions:

- **Visual Representation:** Number lines provide a clear visual representation of fractions, making it easier for students to understand their sizes and relationships.
- **Understanding Placement:** Students learn how to place fractions on a number line, which is critical for comparing and ordering fractions.
- **Foundation for Operations:** Number lines help students visualize addition, subtraction, and even multiplication and division of fractions.
- **Encourages Critical Thinking:** Working with number lines promotes problem-solving and critical thinking skills as students determine how to represent fractions accurately.

How to Use Number Lines with Fractions Worksheets

To maximize the effectiveness of number lines with fractions worksheets, it's essential to follow a structured approach. Here are steps to consider when using these worksheets in the classroom:

1. Introduce the Concept

Begin by explaining what a number line is and how it is used to represent numbers, including fractions. Use a simple number line that includes whole numbers and highlight where fractions fit in.

2. Demonstrate Placement

Show students how to place fractions on a number line. Use examples such as $\frac{1}{2}$, $\frac{1}{4}$, and $\frac{3}{4}$, illustrating how each fraction corresponds to a specific point on the line. You can use colored markers or digital tools to enhance visual learning.

3. Guided Practice

Provide students with guided worksheets that include number lines and a set of fractions. Ask them to place the fractions on the number line, ensuring they understand the intervals. Offer support as

needed and encourage group discussions to promote collaborative learning.

4. Independent Practice

Once students grasp the concept, give them independent worksheets that feature a variety of fractions. These worksheets can include tasks such as:

- Placing fractions on an empty number line
- Ordering a set of fractions using a number line
- Solving problems that involve addition or subtraction of fractions using number lines

5. Assessment and Feedback

After students complete their worksheets, assess their understanding through a quick review. Provide constructive feedback and address any misconceptions. This step is crucial for reinforcing learning and ensuring students are on the right track.

Types of Number Lines with Fractions Worksheets

There are various types of number lines with fractions worksheets that cater to different learning levels and objectives. Here are some examples:

1. Basic Number Line Worksheets

These worksheets provide students with a blank number line where they can practice placing simple fractions like $\frac{1}{2}$, $\frac{1}{3}$, and $\frac{1}{4}$. They are ideal for beginners who are just starting to learn about fractions.

2. Advanced Number Line Worksheets

These worksheets include more complex fractions and mixed numbers. They may also require students to perform operations such as adding or subtracting fractions using the number line.

3. Comparison and Ordering Worksheets

These worksheets focus on comparing and ordering fractions. Students may be asked to determine which fraction is larger or to arrange a set of fractions in ascending or descending order using a number line.

4. Problem-Solving Worksheets

These worksheets present word problems that require students to use number lines to find solutions. They help students apply their knowledge of fractions in real-world situations.

Tips for Creating Engaging Number Lines with Fractions Worksheets

Creating effective and engaging worksheets can significantly enhance student learning. Here are some tips:

1. Use Colorful Visuals

Incorporate colors and illustrations to make the worksheets visually appealing. Use different colors for various fractions to help students differentiate between them easily.

2. Include Real-Life Examples

Integrate real-life scenarios where fractions are used. For instance, you can create a worksheet based on pizza slices or measuring ingredients in cooking, making the learning experience more relatable.

3. Vary the Difficulty Levels

Design worksheets that cater to different skill levels. Include a mix of easy, moderate, and challenging problems to ensure all students can participate and learn at their own pace.

4. Encourage Creativity

Allow students to create their own number lines as part of the worksheet. This activity encourages creativity and helps reinforce their understanding of fractions.

5. Incorporate Technology

Utilize educational software or online platforms that offer interactive number line activities. These resources can provide a fun and dynamic way for students to practice their skills.

Conclusion

Number lines with fractions worksheets are invaluable resources for teaching and learning about fractions. By providing visual representation and promoting engagement, these worksheets help students develop a solid understanding of fractions and their operations. Whether through guided practice, independent tasks, or creative activities, incorporating number lines into fraction education can significantly enhance students' mathematical abilities. By following the tips and strategies outlined in this article, educators can create effective and enjoyable learning experiences that empower students to master fractions confidently.

Frequently Asked Questions

What are number lines with fractions worksheets?

Number lines with fractions worksheets are educational resources that help students visualize and understand fractions by placing them on a number line.

How can number lines with fractions help in learning?

They provide a visual representation of fractions, making it easier for students to grasp concepts like equivalent fractions, addition, and subtraction of fractions.

At what grade level should students start using number lines with fractions worksheets?

Students typically start using number lines with fractions in the 3rd or 4th grade when they begin to learn about fractions.

What types of fraction concepts can be taught using number lines?

Concepts such as identifying fractions, comparing fractions, adding and subtracting fractions, and understanding mixed numbers can be taught using number lines.

Are there any online resources for number lines with fractions worksheets?

Yes, there are many educational websites that offer free downloadable worksheets and interactive number line tools for practicing fractions.

What is the importance of using visual aids like number lines in math education?

Visual aids like number lines enhance understanding by providing a concrete way to see relationships between numbers, which is particularly beneficial for visual learners.

Can number lines with fractions be used for advanced fraction operations?

Yes, number lines can also be used for advanced operations such as multiplying and dividing fractions by helping students understand the concept of partitioning.

How can parents assist their children with number lines and fractions at home?

Parents can help by providing practice worksheets, creating their own number lines, and engaging in fraction-related games that involve number lines.

What skills do students develop by using number lines with fractions?

Students develop skills in number sense, problem-solving, and critical thinking by using number lines to analyze and manipulate fractions.

Find other PDF article:
<https://soc.up.edu.ph/30-read/files?docid=vqt94-3286&title=how-to-make-cheerleading-pom-poms.pdf>

Number Lines With Fractions Worksheets

odd number even number - odd number
odd number even number odd number even number odd number noun odd number 2

VAT number
vat number Value Added Tax vat number vat number ...

part number
Jun 4, 2024 · part number part number “ ” part number
...

numerals number
numeral number Numeral represent writing

system

numbers of a number of -

Sep 18, 2006 ·)a number of “ ” number large of large numbers of, ...

serial number? -

serial number? SN Serial Number ...

number one NO.1 NO. ...

Aug 2, 2016 · Number Ten announced tonight that the election will be on April 6. 4 6 3 any number of things The Cook's Shop ...

Account number IBAN? -

May 14, 2021 · IBAN account number ?

amount number quantity -

May 24, 2017 · amount number quantity 1.amount ; 2.number ; ; ...

VAT Tax number _

Nov 8, 2024 · VAT (Value Added Tax) Tax Number VAT ...

odd number even number ...

odd number even number odd number even ...

VAT number _ ...

vat number Value Added Tax vat vat ...

part number _

Jun 4, 2024 · part number part number “ ” ...

numerals number ...

numeral number Numeral ...

numbers of a number of ...

Sep 18, 2006 ·)a number of “ ” number ...

Enhance your math skills with our number lines with fractions worksheets! Perfect for learners of all ages. Discover how to master fractions today!

[Back to Home](#)