

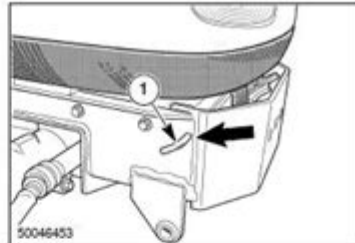
New Holland Tractor Mower Deck Manual

SECTION 2 - OPERATION

HOOD LATCH

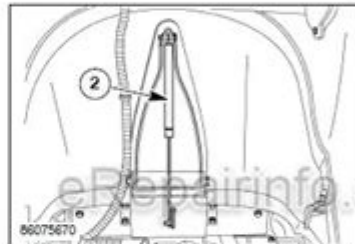
As viewed from the front of the tractor:

1. To raise the hood, pull the latch release, 1, to the left and lift the hood to its fully raised position. A gas spring, 2, assists in lifting the hood, and holding it in its raised position.
2. To lower the hood, push downward against the resistance of the gas spring, until the hood engages the latch mechanism.



32

NOTE: Keep the latch mechanism free of dirt and debris, so the latch will operate properly.

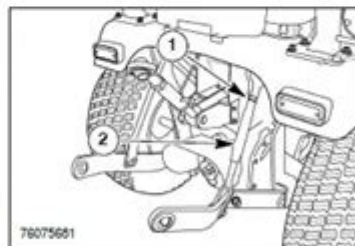


33

THREE-POINT LINKAGE

The tractor's three-point linkage is used to attach three-point mounted equipment which is usually PTO-operated, such as rotary mowers, tillers, flail mowers, snowblowers, etc. The three linkage points are the two lower lift arms and the top link.

The height of the RH lift arm and the top link can also be adjusted, by loosening the jam nut, 1, turning the adjustment tumbuckle, 2, and re-tightening the jam nut.



34

New Holland tractor mower deck manual is an essential resource for anyone who owns or operates a New Holland tractor equipped with a mower deck. Understanding the operation, maintenance, and troubleshooting of your mower deck is crucial for achieving optimal performance and longevity of your equipment. In this article, we will delve into various aspects of the New Holland tractor mower deck manual, including its importance, key features, maintenance guidelines, and troubleshooting tips.

Importance of the New Holland Tractor Mower Deck Manual

The New Holland tractor mower deck manual serves several vital purposes for tractor owners:

1. **Operational Guidance:** The manual provides detailed instructions on how to operate the mower deck effectively. This includes information on starting the mower, adjusting the cutting height, and understanding the controls.
2. **Maintenance Procedures:** Regular maintenance is crucial for maximizing the life of your mower deck. The manual outlines essential maintenance tasks, schedules, and tips to keep your equipment in top condition.
3. **Troubleshooting Help:** If issues arise, the manual can guide you through common problems and their solutions. This can save you time and expense by enabling you to address minor issues yourself.
4. **Safety Information:** The manual contains important safety guidelines that help prevent accidents and injuries while operating the mower deck.

Key Features of New Holland Mower Decks

New Holland offers a variety of mower decks designed to fit their tractor models. Some key features include:

1. Cutting Width and Deck Sizes

- **Variety of Sizes:** New Holland mower decks come in various sizes, typically ranging from 48 inches to 72 inches in cutting width. The size you choose should be based on the area you intend to mow.
- **Adjustability:** Most decks allow for height adjustments, enabling users to adapt the cutting height

based on grass type and seasonal growth.

2. Material and Build Quality

- **Durable Construction:** New Holland mower decks are constructed from high-quality steel designed to withstand harsh conditions.
- **Corrosion Resistance:** Many models feature a protective coating to help prevent rust and wear, extending the life of the deck.

3. Cutting Technology

- **Mulching Capability:** Some New Holland mower decks are equipped with mulching features, allowing for efficient grass recycling, which can enhance lawn health.
- **Smooth Cutting Performance:** Advanced blade designs ensure a clean cut, reducing the risk of damage to the grass.

Maintenance Guidelines

Proper maintenance is essential for ensuring the longevity and efficiency of your mower deck. Here are some key maintenance tasks to consider:

1. Regular Inspections

- **Check for Damage:** Regularly inspect the mower deck for dents, cracks, or signs of wear.
- **Blade Condition:** Ensure that the blades are sharp and free from damage. Dull blades can tear grass rather than cut it cleanly.

2. Cleaning the Mower Deck

- Remove Grass Build-up: After each use, clean the underside of the mower deck to prevent grass accumulation, which can hinder performance.
- Use a Pressure Washer: A pressure washer can effectively remove stubborn debris but should be used with caution to avoid damaging components.

3. Lubrication

- Grease Points: Regularly lubricate the grease points on the mower deck to ensure smooth operation. Refer to the manual for specific locations.
- Oil Changes: Follow the recommendations in the manual for oil changes, particularly for models with hydraulic systems.

4. Belt and Chain Maintenance

- Inspect Belts for Wear: Check the belts regularly for signs of wear or fraying. Replace them as necessary to prevent breakdowns.
- Adjust Tension: Ensure that the belt tension is correct to avoid slippage or excessive wear.

Troubleshooting Common Issues

Even with proper maintenance, you may encounter issues with your mower deck. Here are some common problems and their solutions:

1. Poor Cutting Performance

- Check Blade Sharpness: Dull blades can cause uneven cuts. Sharpen or replace blades as needed.
- Height Adjustment: Ensure that the cutting height is set appropriately for the type of grass being mowed.

2. Uneven Cutting

- Level the Deck: Make sure the mower deck is level. Refer to the manual for instructions on leveling the deck.
- Tire Pressure: Unequal tire pressure can affect the level of the mower deck. Check and adjust tire pressure as necessary.

3. Strange Noises

- Inspect for Loose Parts: Check for any loose bolts or components within the mower deck. Tighten as needed.
- Check for Obstructions: Ensure there are no foreign objects lodged in the mower deck that could cause noise.

4. Engine Stalling

- Fuel Supply: Check the fuel level and ensure that there is no blockage in the fuel line.
- Air Filter Maintenance: A dirty air filter can restrict airflow, causing the engine to stall. Clean or replace the air filter as recommended in the manual.

Safety Tips for Operating the Mower Deck

Safety should always be a priority when operating a mower deck. Here are some essential tips:

- **Wear Appropriate Gear:** Always wear safety goggles, gloves, and sturdy footwear while operating the mower.
- **Clear the Area:** Before mowing, inspect the area for debris, such as rocks or branches, that could be thrown by the blades.
- **Avoid Slopes:** Be cautious when mowing on slopes; it is safer to mow across slopes rather than up and down.
- **Turn Off the Engine:** Always turn off the engine and disconnect the spark plug before performing maintenance or cleaning.

Conclusion

The New Holland tractor mower deck manual is an indispensable tool for anyone looking to maximize the performance and longevity of their mower deck. By understanding the importance of your manual, familiarizing yourself with the key features of New Holland mower decks, following regular maintenance guidelines, and knowing how to troubleshoot common issues, you can ensure that your equipment operates efficiently and safely. With the right knowledge and care, your New Holland tractor and mower deck can provide you with years of reliable service.

Frequently Asked Questions

What is the purpose of the New Holland tractor mower deck manual?

The manual provides essential information on the operation, maintenance, and troubleshooting of the mower deck attached to New Holland tractors.

Where can I find a digital copy of the New Holland tractor mower deck manual?

A digital copy can usually be found on the New Holland official website under the 'Parts and Service' section, or through authorized dealers.

How often should I refer to the mower deck manual for maintenance?

It's recommended to refer to the manual before each mowing season and after significant usage for maintenance schedules and checks.

What key topics are covered in the New Holland tractor mower deck manual?

The manual typically covers safety guidelines, assembly instructions, maintenance procedures, and troubleshooting tips.

Can I use the New Holland tractor mower deck manual for different models?

The manual is usually specific to a model or series; using it for different models may lead to incorrect procedures.

What should I do if I lose my New Holland tractor mower deck manual?

You can request a replacement from your local New Holland dealer or download a PDF version from the New Holland website.

Are there any safety precautions mentioned in the mower deck

manual?

Yes, the manual includes safety precautions such as wearing proper protective gear, ensuring the mower is off during maintenance, and being aware of surroundings while operating.

Does the mower deck manual include troubleshooting tips?

Yes, the manual provides troubleshooting tips for common issues such as uneven cutting, strange noises, and operational failures.

How can I adjust the cutting height according to the manual?

The manual provides specific instructions on adjusting the cutting height, typically involving a lever or a series of pins to set the desired height.

What maintenance tasks are recommended in the New Holland tractor mower deck manual?

Recommended tasks include regular blade sharpening, cleaning the deck after use, checking belts for wear, and lubricating moving parts.

Find other PDF article:

<https://soc.up.edu.ph/52-snap/files?ID=Psc03-6789&title=scarlett-red-in-the-shadows-2-pt-michelle.pdf>

New Holland Tractor Mower Deck Manual

Create a Gmail account - Google Help

Important: Before you set up a new Gmail account, make sure to sign out of your current Gmail account. Learn how to ...

What is the 'new' keyword in JavaScript? - Stack Overflow

The new keyword in JavaScript can be quite confusing when it is first encountered, as people tend to think that ...

byrut.rog ██████████ **byrut** ██████████_██████

May 1, 2025 · byrut.rog [byrut.rog](#)

[wland](#) - [wland](#)

Sep 6, 2024 · [wland](#) [Wland](#) 1. **[wland](#)** ...

[bigbang](#) [bigbang](#)

Aug 15, 2014 · [bigbang](#) [BigBang](#) [bigbang](#) [bigbang](#) Ye the ...

Create a Gmail account - Google Help

Important: Before you set up a new Gmail account, make sure to sign out of your current Gmail account. Learn how to sign out of Gmail. From your device, go to the Google Account sign in ...

What is the 'new' keyword in JavaScript? - Stack Overflow

The new keyword in JavaScript can be quite confusing when it is first encountered, as people tend to think that JavaScript is not an object-oriented programming language. What is it? What ...

[byrut.rog](#) [byrut.rog](#)

May 1, 2025 · [byrut.rog](#) [byrut.rog](#)

[wland](#) - [wland](#)

Sep 6, 2024 · [wland](#) [Wland](#) 1. **[wland](#)** ...

[bigbang](#) [bigbang](#) ...

Aug 15, 2014 · [bigbang](#) [BigBang](#) [bigbang](#) [bigbang](#) Ye the finally I realize that I'm nothing without you I was so ...

How to recover your Google Account or Gmail

To find your username, follow these steps. You need to know: A phone number or the recovery email address for the account. The full name on your account. Follow the instructions to ...

[wland](#) - [wland](#)

Dec 10, 2024 · [wland](#) 1. [Alabama](#) [AL](#)2. [Alaska](#) [AK](#)3. [Arizona](#) [AZ](#)4. [Arkansas](#) ...

[edge](#) [edge](#)?

Nov 22, 2024 · [edge](#) [edge](#)? [Edge](#) ...

Download and install Google Chrome

How to install Chrome Important: Before you download, you can check if Chrome supports your operating system and other system requirements.

Sign in to Gmail - Computer - Gmail Help - Google Help

Sign in to Gmail Tip: If you sign in to a public computer, make sure to sign out before you leave the computer. Learn how to sign in on a device that's not yours.

Get the ultimate guide to your New Holland tractor mower deck manual. Discover how to optimize performance and maintenance tips. Learn more now!

[Back to Home](#)