

Native American Beading Patterns And Instructions



Native American beading patterns and instructions have evolved over centuries, reflecting the rich cultural heritage and artistry of Indigenous peoples across North America. Beading is not only a form of artistic expression but also a way to tell stories, celebrate traditions, and create a sense of identity. This article delves into the history, significance, materials, and techniques of Native American beading, along with step-by-step instructions for creating your own beautiful pieces.

History and Significance of Native American Beading

Beading has deep roots in Native American culture, with origins that date back thousands of years. It has served various purposes, including:

- Cultural Expression: Beading allows Native American artists to express their identity, beliefs, and stories through intricate designs and patterns.
- Ceremonial Use: Many pieces are created for specific ceremonies, including weddings, births, and other significant life events.
- Trade and Economy: Historically, beadwork was a valuable trade item, enhancing social connections between tribes and communities.
- Artistic Innovation: Native American beadwork frequently incorporates contemporary elements while maintaining traditional techniques, showcasing the dynamic relationship between past and present.

Materials Used in Native American Beading

To create authentic Native American beadwork, one must select suitable materials. Here are some commonly used materials:

1. Beads

- Glass Beads: Introduced by European settlers in the 16th century, glass beads are now ubiquitous in Native American beadwork due to their vibrant colors and variety of shapes.
- Seed Beads: Small, round beads that are used in intricate patterns, often made from glass or plastic.
- Bone, Shell, and Stone Beads: Traditionally used before the introduction of glass beads, these materials can add a natural element to beadwork.

2. Thread and String

- Nylon Thread: Durable and flexible, making it ideal for various beadwork projects.
- Waxed Thread: Often used for traditional beadwork, providing strength and ease of threading.

3. Tools

- Needles: Beading needles are thin and long to accommodate small beads.
- Scissors: For cutting thread and other materials.
- Beading Loom: A tool used for creating more complex bead patterns.

Basic Techniques in Native American Beading

There are several fundamental techniques that every beader should learn. Mastering these techniques will enable you to create a wide range of patterns and designs.

1. Flat Stitching

Flat stitching is one of the most common techniques in Native American beading. It involves threading beads onto a single strand of thread in a linear fashion.

2. Peyote Stitch

This technique involves alternating rows of beads, creating a textured surface. It's ideal for making cuffs, pouches, and intricate patterns.

3. Brick Stitch

This method creates a brick-like pattern, where each bead is stacked on top of the previous one. It is often used for earrings and pendants.

4. Loom Beading

Using a beading loom allows for more complex designs and patterns. This technique requires a bit more skill but opens up a world of possibilities for intricate works of art.

Creating Your Own Beaded Piece: Step-by-Step Instructions

To help you get started, here is a simple project that combines basic techniques to create a beaded bracelet.

Materials Needed

- Glass seed beads (choose colors of your choice)
- Nylon thread (color matching the beads)
- Beading needle

- Scissors
- Tape or a clipboard (to hold your work in place)

Step 1: Plan Your Pattern

Before you start beading, sketch out a design on paper. Consider the colors and the arrangement of beads to visualize your piece. Here are some pattern ideas:

- Geometric shapes
- Nature-inspired designs (flowers, animals)
- Traditional motifs from a specific tribe

Step 2: Cut Your Thread

Cut a length of thread approximately three times the length of your desired bracelet. This will give you enough material to work with, including enough to tie off at the end.

Step 3: Thread the Needle

Pass one end of the thread through the needle and tie a knot at the other end to prevent beads from sliding off.

Step 4: Start Beading

- Begin by picking up the first bead and sliding it down to the knot.
- Continue adding beads according to your pattern, pushing each bead down toward the previous one.
- If you're using a flat stitch, simply thread the beads in a single row. For peyote or brick stitch, refer to specific instructions for that technique.

Step 5: Secure the Ends

Once you reach the desired length for your bracelet, tie off the thread by making a small knot. Be sure to thread the needle through a few beads to secure it before cutting the excess thread.

Step 6: Finishing Touches

- If desired, add a clasp or tie the ends of the bracelet together.
- Inspect your piece for any loose threads or beads and make necessary adjustments.

Exploring Traditional Patterns

While creating your own designs is rewarding, exploring traditional Native American

patterns can deepen your appreciation for the art form. Here are a few traditional patterns to consider:

- Star Patterns: Often represent guidance and protection.
- Spirals: Symbolize growth and evolution, frequently seen in nature.
- Animal Motifs: Commonly depict spiritual connections to animals, each carrying its own significance.

Resources for Further Learning

To expand your skills and knowledge in Native American beading, consider the following resources:

- Books: Look for books on Native American arts and crafts, which often include detailed beading patterns and historical context.
- Online Tutorials: Websites and platforms like YouTube offer countless video tutorials for various beading techniques.
- Workshops: Many Native American communities and organizations host workshops, providing hands-on experience and cultural insights.

Conclusion

Native American beading patterns and instructions offer a beautiful gateway into the rich tapestry of Indigenous art and culture. By learning the techniques and understanding the significance behind the designs, you can create meaningful pieces that honor this vibrant tradition. Whether you are a novice or an experienced beader, there is always something new to discover in the world of Native American beadwork. So gather your materials, unleash your creativity, and join in the centuries-old practice of beading that continues to inspire and connect communities today.

Frequently Asked Questions

What are the traditional materials used in Native American beading?

Traditional materials include glass beads, animal hides, sinew, and natural fibers. Some tribes also use seeds and shells.

What are common motifs found in Native American beading patterns?

Common motifs include geometric shapes, floral designs, animals, and symbols representing nature or spiritual beliefs.

How do I start a basic Native American beading project?

Begin with a simple design, gather your materials (beads, thread, needle), and create a foundation with a strong knot. Then, follow your pattern using techniques like the flat stitch or peyote stitch.

What is the peyote stitch and how is it used in Native American beading?

The peyote stitch is a popular beading technique that creates a raised pattern. It's often used for making cuffs, necklaces, and decorative pieces by alternating bead placement in each row.

Are there any specific colors that have special meanings in Native American beadwork?

Yes, colors often have symbolic meanings; for example, red may represent strength, blue can signify peace, and yellow often stands for the sun or warmth.

What is the significance of beading in Native American culture?

Beading holds cultural significance as a form of artistic expression, storytelling, and connection to heritage. It is often used in ceremonial attire and gifts.

Can I find online resources for Native American beading patterns?

Yes, there are many online platforms, including craft websites and social media groups, where you can find free patterns, tutorials, and community support.

What tools do I need for Native American beading?

Essential tools include a beading needle, thread (like Nymo or Fireline), scissors, and a bead mat to keep your beads organized. A loom may also be used for more complex designs.

How can I learn more about the history and techniques of Native American beading?

You can learn through books, online courses, workshops offered by Native artists, and visiting cultural centers or museums that showcase Native American art.

Find other PDF article:

<https://soc.up.edu.ph/11-plot/files?dataid=sKr41-2664&title=capcom-fighting-collection-trophy-guide.pdf>

Native American Beading Patterns And Instructions

NATIVE | English meaning - Cambridge Dictionary

NATIVE definition: 1. relating to or describing someone's country or place of birth or someone who was born in a.... [Learn more.](#)

NATIVE () - Cambridge Dictionary

[illegible]

NATIVE () - *Cambridge Dictionary*

NATIVE; ; , , , ; ; ,





[.NET] NativeUI - Scripts & Plugins - GTAForums

Jul 18, 2015 · NativeUI Library Download 1.9.1 ScriptHookVDotNet based library for easy and fast Rockstar-like menus. Features: Support for simple buttons, checkboxes and lists. Support for custom banners from game sprites and your own textures. Easy nested menus for fast and painless nested menu system. Contro...

NATIVE | traducir al español - Cambridge Dictionary

traducir NATIVE: natal, nativo, autóctono, natural, nativo/va [masculine-feminine, singular], nativo / nativa.... Más información en el diccionario inglés-español.

[.NET Native](#) [C++](#) [C#](#) [...](#)

C# Native  C++  gc  Windows .Net Native  Omni Image Viewer

native | 本地人 本地人: Cambridge Dictionary

native 〇〇: 〇〇〇〇〇, 〇〇〇〇, 〇〇〇〇, 〇〇〇. Cambridge 〇〇-〇〇〇 〇〇 〇〇 〇〇〇 〇〇〇〇.

NATIVE - Cambridge Dictionary

NATIVE[]1. relating to or describing someone's country or place of birth or someone who was born in a...[]

NATIVE | translate English to Hindi - Cambridge Dictionary

NATIVE translate: **आपका** **अनुभव** **हमारे** **साथ** **हमारे** **संगठन** **के** **लिए** **है**, (**आपका** **अनुभव** **हमारे** **साथ** **हमारे** **संगठन** **के** **लिए** **है**) **आपका** **अनुभव** **हमारे** **साथ** **हमारे** **संगठन** **के** **लिए** **है**, (**आपका**.... Learn more in the Cambridge English-Hindi Dictionary.

NATIVE | translate English to Malay - Cambridge Dictionary

NATIVE translate: tempat asal, asli, asal, kelahiran, sifat semula jadi, anak kelahiran, orang asli.
Learn more in the Cambridge English-Malay Dictionary.

NATIVE | English meaning - Cambridge Dictionary

NATIVE definition: 1. relating to or describing someone's country or place of birth or someone who was born in a.... [Learn more.](#)

NATIVE () - Cambridge Dictionary

NATIVE; ; , , , ; ; ,

Native ...

NATIVE (adj) - Cambridge Dictionary

NATIVE (adj); nativo; autóctono, relativo a un país o lugar, originario, nativo; natural; autóctono, relativo a un país o lugar.

[.NET] NativeUI - Scripts & Plugins - GTAForums

Jul 18, 2015 · NativeUI Library Download 1.9.1 ScriptHookVDotNet based library for easy and fast Rockstar-like menus. Features: Support for simple buttons, checkboxes and lists. Support for ...

NATIVE | traducir al español - Cambridge Dictionary

traducir NATIVE: natal, nativo, autóctono, natural, nativo/va [masculine-feminine, singular], nativo / nativa.... Más información en el diccionario inglés-español.

Native .NET Native C++ C# ...

C# Native C++ gc .Net Native Omni Image Viewer Windows 10/11 ...

native | adj: Cambridge Dictionary

native adj: nativo, autóctono, relativo a un país o lugar. Cambridge nativo-adj adj nativo adj.

NATIVE (adj) - Cambridge Dictionary

NATIVE (adj)1. relating to or describing someone's country or place of birth or someone who was born in a...

NATIVE | translate English to Hindi - Cambridge Dictionary

NATIVE translate: nativo, autóctono, relativo a un país o lugar, originario, nativo; natural; autóctono, relativo a un país o lugar. (Learn more in the Cambridge English-Hindi Dictionary.)

NATIVE | translate English to Malay - Cambridge Dictionary

NATIVE translate: tempat asal, asli, asal, kelahiran, sifat semula jadi, anak kelahiran, orang asli. Learn more in the Cambridge English-Malay Dictionary.

Explore stunning Native American beading patterns and instructions in our comprehensive guide. Learn more about this rich art form and start your creative journey today!

[Back to Home](#)