

Murray 30 Inch Riding Mower Manual



Murray 30 Inch Riding Mower Manual

If you own a Murray 30 inch riding mower, having access to the manual is crucial for maintaining the performance and longevity of your machine. This compact riding mower is designed for efficiency, making it ideal for small to medium-sized lawns. This article will provide a comprehensive overview of the Murray 30 inch riding mower manual, covering its features, maintenance tips, troubleshooting, and safety precautions.

Overview of the Murray 30 Inch Riding Mower

The Murray 30 inch riding mower is a popular choice among homeowners due to its user-friendly design and compact size. Here are some key features:

- Engine: Typically powered by a reliable Briggs & Stratton engine, providing sufficient power for mowing.
- Cutting Deck: The 30-inch cutting deck is perfect for maneuvering around tight corners and small gardens.
- Transmission: Equipped with an automatic transmission for smooth and easy operation.
- Turning Radius: Designed for a tight turning radius, allowing for better navigation around obstacles.

Accessing the Manual

The manual for your Murray 30 inch riding mower can often be found in the following ways:

1. **Physical Copy:** It may have been included in the original packaging when purchased.
2. **Online Resources:** The manufacturer's website often provides downloadable versions of the user manual.
3. **Retailers:** Some retailers may have copies available for customers who need them.

Key Sections of the Manual

The Murray 30 inch riding mower manual typically includes several vital sections:

1. Safety Information

Safety is paramount when operating any piece of machinery. The manual outlines essential safety precautions, which include:

- Always wear appropriate personal protective equipment (PPE), such as gloves and safety glasses.
- Keep children and pets away from the mowing area.
- Read all labels and warnings on the mower before use.

2. Assembly Instructions

If you purchase the mower in parts, the assembly section provides step-by-step instructions for putting it together. Common assembly tasks may include:

- Attaching the cutting deck.
- Installing the seat and steering wheel.
- Connecting the battery.

3. Operating Instructions

This section instructs users on how to operate the mower effectively. Key points include:

- **Starting the Engine:**
 - Ensure the mower is in neutral.
 - Engage the choke if necessary.
 - Turn the ignition key to start.
- **Adjusting the Cutting Height:**
 - Locate the height adjustment lever.
 - Move it to the desired position for different grass lengths.

- Mowing Tips:
- Mow when the grass is dry for a cleaner cut.
- Follow a pattern to ensure even coverage.

4. Maintenance Guidelines

Regular maintenance is crucial for the longevity of your mower. The maintenance section covers:

- Routine Checks:
 - Inspect the oil level before every use.
 - Check the air filter monthly.
- Seasonal Maintenance:
 - Sharpen the blades at least once a season.
 - Replace the oil and oil filter after every 50 hours of operation.
- Cleaning:
 - Clean the underside of the deck to prevent grass buildup.
 - Rinse the mower after each use to remove debris.

5. Troubleshooting

Even with proper maintenance, issues may arise. The troubleshooting section helps identify and solve common problems, such as:

- Engine Won't Start:
 - Check if the battery is charged.
 - Ensure that the fuel tank is filled.
- Uneven Cutting:
 - Inspect the blades for damage.
 - Adjust the cutting height to ensure a uniform cut.
- Mower Stalling:
 - Check for clogs in the deck.
 - Ensure the fuel line is not blocked.

6. Parts and Accessories

The manual usually includes information on parts and accessories that can enhance your mower's performance. Commonly needed parts include:

- Replacement Blades
- Oil Filters
- Air Filters
- Belts and Cables

Frequently Asked Questions (FAQs)

1. How often should I change the oil in my Murray riding mower?

It is recommended to change the oil every 50 hours of operation or at the beginning of each mowing season. Regular oil changes help keep the engine running smoothly.

2. Can I use regular gasoline in my riding mower?

Yes, you can use regular unleaded gasoline. However, avoid using gasoline with an ethanol content higher than 10%, as it may damage the engine over time.

3. What should I do if the mower won't start?

If the mower won't start, check the battery, fuel level, and ensure that the mower is in neutral. Also, inspect the spark plug and air filter for any issues.

4. How do I maintain the cutting blades?

To maintain the cutting blades, sharpen them at least once a season or when they become dull. Ensure to clean the blades after every use to prevent grass buildup.

Conclusion

Owning a Murray 30 inch riding mower can significantly reduce the time and effort spent on lawn maintenance. The manual serves as an indispensable tool for ensuring that you operate the mower safely and effectively. By adhering to the guidelines outlined in the manual, you can keep your mower in excellent condition for years to come. Regular maintenance, troubleshooting, and understanding how to operate your mower will lead to a well-manicured lawn and a satisfying mowing experience. If you have any further questions or need additional resources, consider reaching out to the manufacturer or consulting with a professional for expert advice.

Frequently Asked Questions

Where can I find the Murray 30 inch riding mower manual?

You can find the Murray 30 inch riding mower manual on the official Murray website, or you can check online forums and resources like ManualsLib or eBay for downloadable PDF versions.

What are the key maintenance tips outlined in the Murray 30 inch riding mower manual?

The key maintenance tips include regularly checking and changing the oil, cleaning or replacing the air filter, sharpening or replacing the mower blades, and ensuring the tires are properly inflated.

Does the Murray 30 inch riding mower manual provide troubleshooting tips?

Yes, the manual includes troubleshooting tips for common issues such as the mower not starting, uneven cutting, and problems with the battery or electrical systems.

How do I adjust the cutting height according to the Murray 30 inch riding mower manual?

To adjust the cutting height, locate the height adjustment lever on the mower deck, and move it to the desired position. The manual provides specific height settings for various grass types.

Is there a section on safety precautions in the Murray 30 inch riding mower manual?

Yes, the manual includes a dedicated section on safety precautions, emphasizing the importance of wearing appropriate gear, keeping bystanders away, and ensuring the mower is on stable ground before starting.

Can I get a digital version of the Murray 30 inch riding mower manual?

Yes, you can often find a digital version of the manual available for download on the Murray website or through various online manual repositories.

Find other PDF article:

<https://soc.up.edu.ph/25-style/pdf?ID=IsT30-9758&title=goods-for-12-year-olds-to-read.pdf>

[Murray 30 Inch Riding Mower Manual](#)

Cambridge Murray Edwards Mathematics - offer

Cambridge Murray Edwards Mathematics offer

Gordon Murray T50 -

Gordon Murray, F1 T.50 Gordon Murray " ...

Murray Edwards -






Sep 16, 2021 · Homerton College 28.2% 1976

[illegible]

12 -

2015 Jim Murray 2013
...

████████████████████·██ (Andy Murray) - ██

Andy Murray - Top 10 Only Sir Andy Murray Moments (HD)  13 
 BBC  (Sports personality of 2013)  ...

iPhone 16 Pro Max(16GB, 512GB) - \$1,299.00

iPhone 16 Pro Max

-

`first_name` (first name), `last_name` (last name). `first_name` last
name ...

██████████·██████████**Murray Perahia**██ - ██

██████████·████████Murray Perahia██ ██ 25 ██

████████████████████·██ (Andy Murray) - ██

[illegible]

-

[illegible]

Murray Edwards - 00

Cambridge Murray Edwards Mathematics offer...

█████Gordon Murray█████T50█ - █

Gordon Murray, F1 T.50 Gordon Murray “ ...

████████████████████**Murray Edwards**██████████ - ███

Sep 16, 2021 · Homerton College 28.2% 1976 ...

12 -

2015 Jim Murray 2013
...

████████████████████.███ (Andy Murray)███ - ███

Andy Murray - Top 10 Only Sir Andy Murray Moments (HD) 13
BBC (Sports personality of 2013) ...

iPhone 16 Pro Max[Placeholder] - [Placeholder]

iPhone 16 Pro Max

[illegible]

(first name), (last name). first namelast name
 ...

Murray Perahia -
 Murray Perahia 25

(Andy Murray) -
 ...

-
 ...

Find the complete Murray 30 inch riding mower manual for maintenance tips and troubleshooting. Discover how to maximize your mower's performance today!

[Back to Home](#)