









Musical Signs And Symbols Worksheet

Rhythm Symbols Matching

A. 	_____ Quarter Note
B. 	_____ Half Note
C. 	_____ Whole Rest
D. 	_____ Quarter Rest
E. 	_____ Whole Note
F. 	_____ Eighth Notes
G. 	_____ Dotted Half Note
H. 	_____ Half Rest
I. Quarter Note	_____ Two Beats Each
J. Half Note	_____ Three Beats Each
K. Whole Note	_____ Four Beats Each
L. Eighth Note	_____ Two make a beat
M. Dotted Half Note	_____ One Beat Each

© 2014 Lynnedavis. Lynnedavis.com education. inspiration. appreciation.

Musical signs and symbols worksheet are essential tools for music educators and students alike. They serve as a visual aid to help learners understand the basic elements of music notation. In this article, we will explore the significance of these worksheets, the key symbols they commonly feature, and practical tips for incorporating them into music education.

Understanding Musical Signs and Symbols

Musical signs and symbols are graphical representations used in music notation to convey various instructions regarding pitch, rhythm, dynamics, and expression. These symbols enable musicians to interpret and perform music accurately. A well-structured musical signs and symbols worksheet can help students familiarize themselves with these symbols, making the learning process more engaging and effective.

Importance of Musical Signs and Symbols Worksheets

1. Visual Learning: Many students learn better through visual aids. Worksheets that incorporate musical symbols allow students to visualize concepts, aiding retention and understanding.
2. Assessment Tool: Teachers can use worksheets to assess students' knowledge of musical symbols, providing insights into areas where further instruction may be needed.
3. Practice and Reinforcement: Worksheets offer practice opportunities, reinforcing what students learn in lessons. This can help solidify their understanding and boost confidence.
4. Creativity and Engagement: Worksheets can be designed with games, puzzles, and creative exercises that make learning about musical symbols fun and interactive.

Key Musical Signs and Symbols

To effectively create a musical signs and symbols worksheet, it is essential to know the fundamental symbols that should be included. Here are some key categories and symbols that are commonly featured:

1. Note Values

Understanding note values is crucial for reading music. Common note values include:

- Whole Note (□): A note that lasts for four beats.
- Half Note (◻): A note that lasts for two beats.
- Quarter Note (◻): A note that lasts for one beat.
- Eighth Note (◻): A note that lasts for half a beat.

2. Rests

Rests indicate silence in music and are just as important as note values. Common rests include:

- Whole Rest (□): Silence for four beats.
- Half Rest (◻): Silence for two beats.
- Quarter Rest (◻): Silence for one beat.
- Eighth Rest (◻): Silence for half a beat.

3. Clefs

Clefs are symbols that determine the pitch of the notes. The two most common clefs are:

- Treble Clef (C): Used for higher-pitched instruments and voices.
- Bass Clef (F): Used for lower-pitched instruments and voices.

4. Time Signatures

Time signatures indicate the number of beats in a measure and the note value that gets the beat. Some examples include:

- 4/4: Four beats per measure, quarter note gets the beat.
- 3/4: Three beats per measure, quarter note gets the beat.
- 6/8: Six beats per measure, eighth note gets the beat.

5. Dynamics

Dynamics indicate the volume of the music. Key dynamics include:

- Piano (p): Soft.
- Forte (f): Loud.
- Mezzo Piano (mp): Moderately soft.
- Mezzo Forte (mf): Moderately loud.
- Crescendo (<): Gradually getting louder.
- Decrescendo (>): Gradually getting softer.

6. Articulation Marks

Articulation marks affect how notes are played or sung. Important articulation marks include:

- Staccato (stacc): Play the note short and detached.
- Legato (leg): Play the notes smoothly and connected.
- Accent (>): Emphasize the note.

Creating an Effective Musical Signs and Symbols Worksheet

When designing a musical signs and symbols worksheet, consider the following tips to enhance its effectiveness:

1. Organize by Category

Group similar symbols together to create a structured layout. This makes it easier for students to absorb the information. For example, have sections for note values, rests, clefs, and dynamics.

2. Include Visuals

Incorporate images or illustrations of each symbol alongside their definitions. This combination of text and visuals can significantly improve comprehension.

3. Interactive Elements

To make the worksheet engaging, include interactive components such as:

- Matching Games: Match symbols to their meanings.
- Fill-in-the-Blank: Provide definitions and have students fill in the corresponding symbols.
- Quizzes: Short quizzes to test knowledge on the symbols.

4. Offer Examples

Provide examples of musical pieces where these symbols are used. This contextualizes the information and shows students how symbols apply in real music.

5. Provide Practice Exercises

Include exercises that require students to identify or use musical symbols. For instance:

- Notate a simple melody using the symbols learned.
- Identify symbols in a provided piece of sheet music.

6. Encourage Creativity

Allow students to create their own musical compositions using the symbols from the worksheet. This not only reinforces their learning but also fosters creativity.

Conclusion

Incorporating a **musical signs and symbols worksheet** into music education can greatly enhance a student's understanding of music notation. By familiarizing students with the essential symbols of music, educators can foster a deeper appreciation for music and its complexities. With a well-structured worksheet, students can practice, assess their knowledge, and engage in creative activities that enrich their musical journey. Whether in a classroom setting or as part of self-directed learning, these worksheets are invaluable resources in music education.

Frequently Asked Questions

What are some common musical signs and symbols included in a worksheet?

Common musical signs and symbols include clefs (like treble and bass), notes (whole, half, quarter, eighth), rests, dynamics (like forte and piano), time signatures, and articulations (like staccato and legato).

How can a musical signs and symbols worksheet benefit music students?

A worksheet helps students reinforce their knowledge of musical notation, improves sight-reading skills, and enhances their overall understanding of music theory.

What age group is appropriate for using a musical signs and symbols worksheet?

Musical signs and symbols worksheets are suitable for a wide range of ages, typically starting from elementary school students to adults beginning their music education.

Are there online resources available for musical signs and symbols worksheets?

Yes, many educational websites and music teaching platforms offer downloadable worksheets, interactive quizzes, and printable resources for learning musical signs and symbols.

What is the best way to use a musical signs and symbols worksheet in a classroom setting?

In a classroom, teachers can use the worksheet for group activities, individual practice, or as a quiz to assess students' understanding of musical notation.

Can musical signs and symbols worksheets be adapted for different skill levels?

Absolutely! Worksheets can be customized by varying the complexity of the symbols, including additional explanations, or providing different types of exercises to cater to beginners or advanced students.

Find other PDF article:

<https://soc.up.edu.ph/45-file/pdf?docid=lpi67-6885&title=palo-alto-panorama-training.pdf>

[Musical Signs And Symbols Worksheet](#)

Federal Aviation Administration

Jul 10, 2025 · The Federal Aviation Administration is an operating mode of the U.S. Department of Transportation.

About FAA - Federal Aviation Administration

Jul 11, 2025 · About FAAOur Mission Our continuing mission is to provide the safest, most efficient aerospace system in the world. Our Leadership Bryan Bedford, Administrator Chris ...

Licenses & Certificates - Federal Aviation Administration

Oct 4, 2024 · Licenses & CertificatesFrom pilots and aircraft to airports and spaceports, we provide procedures and tools to help you apply for, receive, and maintain FAA licenses and ...

What we do | Federal Aviation Administration

Jun 27, 2016 · We administer an aviation insurance program, develop specifications for aeronautical charts, and publish information on airways, airport services, and other technical ...

Jobs | Federal Aviation Administration

The Federal Aviation Administration (FAA) is the organization responsible for managing our nation's busy skies. With more than a million domestic passengers and countless tons of cargo ...

Contact Us - Federal Aviation Administration

Jun 3, 2025 · For a timely response to your question or concern, use the following contact information to find a point of contact or report an issue.

Mission | Federal Aviation Administration

Jan 22, 2025 · MissionOur Mission Our continuing mission is to provide the safest, most efficient aerospace system in the world. Our Vision We strive to reach the next level of safety and ...

FAA Regulations | Federal Aviation Administration

Sep 20, 2023 · U.S. Department of Transportation Federal Aviation Administration 800 Independence Avenue, SW Washington, DC 20591 866.835.5322 (866-TELL-FAA) Contact Us

Newsroom | Federal Aviation Administration

U.S. Department of Transportation Federal Aviation Administration 800 Independence Avenue, SW Washington, DC 20591 866.835.5322 (866-TELL-FAA) Contact Us

Offices | Federal Aviation Administration

Jul 14, 2025 · List of offices within the Federal Aviation Administration.

Banksy? Migrant Boat print at Glastonbury

Jun 26, 2025 · Looks like this year's Glastonbury Banksy print is up and for sale - £20 at the Print Shop (see number 9 - it wasn't there one minute, and then suddenly there it was.) One per ...

Is Banksy's art dadaist? - Urban Art Association

Jul 5, 2007 · New Prints Art For Sale, Urban Art Auctions, Is Banksy's art dadaist? New Release, Artists Books & Toys Gallery Show & Exhibition News Urban Art • Street Art Street Art, the ...

Banksy + Blak Twang - Urban Art Association

Sep 22, 2020 · Banksy + Blak Twang Print Release, Street Art Graffiti Artist, Post Art For Sale, Urban Art Auctions, Contemporary Artwork

Banksy Show • Cut & Run • Glasgow - Urban Art Association

Feb 21, 2025 · Banksy Show • Cut & Run • Glasgow Print Release, Street Art Graffiti Artist, Post Art For Sale, Urban Art Auctions, Contemporary Artwork

Kusama, Banksy , Kaws , Johnson - Urban Art Association

Nov 7, 2024 · New Prints Art For Sale, Urban Art Auctions, Kusama, Banksy , Kaws , Johnson New Release, Artists Books & Toys Gallery Show & Exhibition News Art For Sale Street Art, the original ...

Is Banksy Robin Gunningham? - Urban Art Association

Nov 23, 2024 · Prints For Sale, Online Art Auctions, Banksy ☐☐ plus official Books and Toys Gallery Show and Exhibition News Banksy ☐☐ Street Art, Urban Art Association the original Banksy Forum

Bits and pieces sale - Banksy, Keates, Jake Chapman, Hirst

Jun 9, 2024 · Bits and pieces sale - Banksy, Keates, Jake Chapman, Hirst Print Release, Street Art Graffiti Artist, Post Art For Sale, Urban Art Auctions, Contemporary Artwork

Banksy - Urban Art Association

Dec 12, 2023 · Banksy Print Release & Graffiti Artist, Post Art For Sale, Urban Art Auctions, Contemporary & Street Art

Banksy by Fragile book - Urban Art Association

Feb 13, 2025 · Banksy by Fragile book Print Release, Street Art Graffiti Artist, Post Art For Sale, Urban Art Auctions, Contemporary Artwork

Banksy • Rude Copper Print • 2003 • Urban Art Association

Sep 12, 2007 · Prints For Sale, Art Auctions, Banksy Prints, Posters + New Release, Official Books and Toys Gallery Show and Exhibition News Banksy Prints, Posters + Street Art, the original ...

Explore our comprehensive musical signs and symbols worksheet to enhance your music education. Perfect for teachers and students alike. Learn more today!

[Back to Home](#)