




Multiple Meaning Word Worksheets

Name: _____

Matching Meanings

Directions: Many words are spelled the same, but have different meanings. Read the sentences to the right. Read the underlined word in each sentence. Match each sentence with the word that shows the underlined word's meaning.

bat 	● I will <u>clip</u> your long hair for you.
bat 	● <u>Check</u> to see if the cookies are done.
clip 	● The black <u>bat</u> flew into the cave!
clip 	● Dad used the <u>nails</u> to build my fort.
check 	● Can you paint my <u>nails</u> for me?
check 	● Please <u>clip</u> the papers together.
nails 	● Mom wrote a <u>check</u> to pay the man.
nails 	● Swing the <u>bat</u> and hit the ball!

© www.HaveFunTeaching.com

Multiple meaning word worksheets are essential tools in the world of education, particularly for language arts and reading comprehension. These worksheets help students understand words that have more than one meaning, enhancing their vocabulary, reading skills, and overall language proficiency. By engaging with these worksheets, learners can develop a deeper appreciation for the nuances of language, which is critical in both academic and everyday communication.

Why Multiple Meaning Words Matter

Understanding multiple meaning words is crucial for several reasons:

- **Enhanced Vocabulary:** Learning words with multiple meanings enriches students' vocabulary, enabling them to express themselves more clearly and effectively.
- **Improved Reading Comprehension:** Many texts, especially literature, include words that can be interpreted in various ways. Recognizing these meanings aids comprehension.
- **Cognitive Development:** Grappling with words that have multiple meanings encourages critical thinking and problem-solving skills.
- **Real-World Application:** In everyday conversations, words can often have different meanings depending on context. Understanding this helps individuals communicate more effectively.

Types of Multiple Meaning Words

Multiple meaning words can generally be categorized into two main types:

Homographs

Homographs are words that are spelled the same but have different meanings and may or may not be pronounced differently. For example:

- Lead (to guide) vs. Lead (a type of metal)
- Tear (to rip) vs. Tear (a drop of liquid from the eye)

Homophones

Homophones are words that sound the same but have different meanings and spellings. Examples include:

- Flour (used in baking) vs. Flower (a blooming plant)
- Bare (uncovered) vs. Bear (the animal)

Benefits of Using Multiple Meaning Word Worksheets

Implementing multiple meaning word worksheets in the classroom or at home yields numerous benefits for learners:

- **Engagement:** Worksheets often include fun activities like puzzles, matching exercises, and fill-in-the-blanks that keep students engaged.
- **Practical Application:** By using real-world examples and sentences, students can apply their understanding of multiple meaning words in context.
- **Differentiated Learning:** These worksheets can be tailored to different skill levels, allowing educators to provide appropriate challenges for all students.
- **Assessment Tool:** Teachers can use these worksheets to assess students' understanding and identify areas needing further instruction.

How to Create Effective Multiple Meaning Word Worksheets

Creating multiple meaning word worksheets requires careful planning and consideration of your students' needs. Here are some steps to follow:

1. Select Target Words

Choose words that are relevant to your students' grade level and curriculum. Ensure that the words have at least two distinct meanings.

2. Provide Context

Include sentences or short passages that demonstrate the different meanings of the selected words. Context helps students grasp how meaning changes based on usage.

3. Incorporate Engaging Activities

Design activities that encourage interaction with the words. Consider including:

- Matching exercises: Match words with their meanings.
- Fill-in-the-blanks: Create sentences with missing words that require students to choose the correct meaning.
- Draw and illustrate: Ask students to draw a picture that represents each meaning.

4. Include Reflection Questions

Encourage deeper thinking by adding questions that prompt students to reflect on how understanding multiple meanings can enhance their communication skills.

Examples of Multiple Meaning Word Worksheets

To illustrate how these worksheets can be structured, here are a few example activities:

Example 1: Matching Activity

Match the words to their correct meanings:

- Bark

- a. The outer covering of a tree
- b. To make a sound like a dog

- Bat

- a. A flying mammal
- b. A piece of sports equipment used in baseball

Example 2: Fill-in-the-Blank

Complete the sentences using the correct meaning of the word in parentheses:

- 1. The dog began to ____ (bark) ____ when the mailman arrived.
- 2. The ____ (bark) ____ of the tree was rough and textured.

Example 3: Illustrate Meanings

Choose one word with multiple meanings and draw two illustrations to represent each meaning. Write a sentence for each meaning.

Using Technology for Multiple Meaning Word Worksheets

In today's digital age, integrating technology can enhance the learning experience. Here are some ways to leverage technology:

- **Interactive Worksheets:** Use platforms like Google Forms or educational apps to create interactive worksheets that provide instant feedback.
- **Online Games:** Incorporate games that focus on vocabulary and comprehension, helping students learn in a fun environment.
- **Digital Portfolios:** Encourage students to create digital portfolios where they can document their understanding of multiple meaning words over time.

Conclusion

Multiple meaning word worksheets are invaluable resources for educators and parents alike. They not only enhance vocabulary and comprehension but also promote critical thinking and engagement in learning. By effectively utilizing these worksheets, students can develop a nuanced understanding of language, which will serve them well in both their academic pursuits and daily lives. Whether through

traditional paper worksheets or innovative digital platforms, the goal remains the same: to empower learners with the skills they need to navigate the complexities of language confidently.

Frequently Asked Questions

What are multiple meaning word worksheets?

Multiple meaning word worksheets are educational resources designed to help students understand words that have more than one meaning. They typically include exercises that require students to identify, use, and differentiate between these meanings in various contexts.

How can multiple meaning word worksheets benefit students?

These worksheets can enhance vocabulary skills, improve reading comprehension, and develop critical thinking by challenging students to explore different contexts in which a word can be used.

What age group is suitable for multiple meaning word worksheets?

Multiple meaning word worksheets are generally suitable for elementary and middle school students, but they can also be adapted for older students or ESL learners to reinforce vocabulary and comprehension skills.

What types of activities are commonly found in multiple meaning word worksheets?

Common activities include matching words with their definitions, filling in sentences with the correct meaning of a word, identifying multiple meanings in context, and creating sentences using the different meanings of a word.

Where can teachers find multiple meaning word worksheets?

Teachers can find multiple meaning word worksheets on educational websites, teacher resource platforms, and in printable worksheet collections designed for language arts and vocabulary

```

instance | Weblio

```


multiple instances of...; example ... He cited many ...

Multiplier | Weblio
multiple multiplicand multiplication multiplier multiply negative node ...

withdrawal | Weblio
withdrawal - ... Weblio

multiple signal | Weblio
Weblio multiple signal

Unlock the power of language with our engaging multiple meaning word worksheets! Perfect for enhancing vocabulary skills. Discover how to make learning fun!

[Back to Home](#)