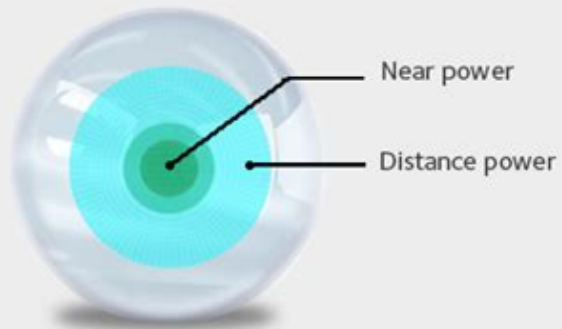


My Day Multifocal Fitting Guide

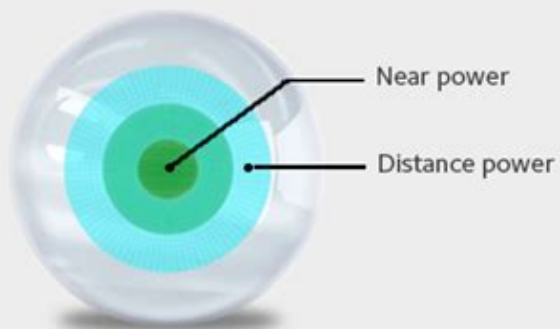
Low ADD

Aspheric centre-near design



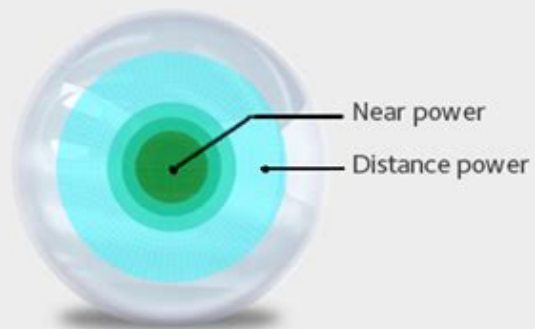
Medium ADD

Aspheric centre-near design



High ADD

Spherical centre-near design,
with dual intermediate zones



All images are for illustrative purposes only

My Day multifocal fitting guide is an essential resource for eye care professionals and patients alike, as it delves into the intricacies of fitting multifocal contact lenses. Proper fitting is crucial to ensure optimal vision, comfort, and overall satisfaction for wearers. In this article, we will explore the fundamental aspects of multifocal fitting, including the benefits of multifocal lenses, the fitting process, patient education, and troubleshooting tips.

Understanding Multifocal Contact Lenses

Multifocal contact lenses are designed to correct vision at multiple distances, addressing common issues related to presbyopia—a condition that affects the ability to see close objects as people age. These lenses typically feature varying optical zones that allow users to transition smoothly from near to far vision.

Benefits of Multifocal Contact Lenses

1. **Convenience:** Multifocal lenses eliminate the need for multiple pairs of glasses, offering wearers hassle-free vision correction.
2. **Natural Vision:** The design of multifocal lenses provides a more natural visual experience, allowing users to see clearly at different distances without the need to switch lenses.
3. **Improved Comfort:** Many patients report greater comfort with multifocal lenses, as they do not need to adjust their glasses or deal with the weight of bifocal or progressive glasses.
4. **Aesthetic Appeal:** Contact lenses offer a more youthful appearance compared to traditional eyeglasses.

The Fitting Process

Fitting multifocal contact lenses involves several steps to ensure that the lenses meet the unique needs of each patient. Here's a comprehensive overview of the fitting process:

1. Patient Assessment

Before fitting multifocal lenses, a thorough assessment of the patient's vision and eye health is essential. This includes:

- **Comprehensive Eye Examination:** Conducting tests to evaluate visual acuity, refractive error, and overall eye health.
- **Patient History:** Gathering information about the patient's lifestyle, occupation, and specific visual needs.
- **Current Prescription:** Reviewing the patient's current glasses or contact lens prescription to determine the necessary adjustments for multifocal lenses.

2. Selecting the Right Lens

Choosing the appropriate multifocal lens is crucial for successful fitting. Consider the following factors:

- Lens Type: Options include soft multifocal lenses, rigid gas permeable (RGP) lenses, and hybrid lenses. Each type has its advantages and may suit different patients.
- Add Power: The add power refers to the additional lens strength required for near vision. It's important to select an add power that accommodates the patient's specific presbyopia level.
- Lens Design: Multifocal lenses come in various designs, such as concentric rings or aspheric designs. Discuss with the patient to determine their preferences and comfort levels.

3. Initial Fitting

Once the right lens has been selected, the next step is to perform the initial fitting:

- Insertion: Guide the patient through proper lens insertion techniques, ensuring that they are comfortable with the process.
- Positioning: Check the lens positioning on the eye to ensure it sits correctly for optimal vision.
- Vision Testing: Conduct vision tests to evaluate how well the patient sees at various distances. This may involve using eye charts or other visual assessments.

4. Follow-Up Appointments

After the initial fitting, follow-up appointments are critical for ensuring that the lenses are working effectively:

- Adjustments: Make any necessary adjustments to lens power or design based on the patient's feedback and vision performance.
- Comfort Assessment: Ask about lens comfort and any issues related to dryness, irritation, or fit.
- Visual Performance Monitoring: Reassess visual acuity and make additional adjustments as needed.

Patient Education

Educating patients about their multifocal lenses is essential for achieving satisfaction and compliance. Here are some key points to cover:

1. Proper Care and Handling

Patients should be informed about the importance of proper lens care. This includes:

- Cleaning: Use appropriate cleaning solutions to keep lenses free from debris and deposits.

- Storage: Store lenses in a clean case with fresh solution.
- Replacement Schedule: Adhere to the recommended replacement schedule to ensure optimal lens performance and eye health.

2. Adjustment Period

It's essential to inform patients that adapting to multifocal lenses may take time. Encourage them to:

- Be Patient: Allow for a period of adjustment, as their brain needs time to adapt to the new visual system.
- Practice: Engage in activities that require various visual distances to help ease the transition.

3. Signs of Trouble

Educate patients on recognizing signs that may indicate a problem, such as:

- Persistent discomfort or irritation
- Blurry vision that does not improve
- Changes in eye health, such as redness or excessive tearing

Troubleshooting Common Issues

Despite careful fitting and patient education, some wearers may experience issues with their multifocal lenses. Here are some common problems and their potential solutions:

1. Blurred Vision

If patients report blurred vision, consider the following:

- Re-evaluate Prescription: Ensure the prescription is accurate and appropriate for the patient's needs.
- Check Lens Positioning: Incorrect lens alignment can lead to visual issues; ensure the lenses are positioned correctly on the eye.

2. Discomfort or Irritation

If a patient experiences discomfort, consider:

- Assessing the Fit: Check if the lenses fit properly without excessive movement or tightness on the cornea.
- Hydration: Suggest using lubricating eye drops to alleviate dryness or irritation.

3. Difficulty Transitioning Between Distances

If patients struggle with transitioning between near and far vision:

- Assess Add Power: Verify that the add power is appropriate for the patient's specific needs.
- Encourage Practice: Remind patients to practice focusing on objects at different distances to enhance adaptation.

Conclusion

The **My Day multifocal fitting guide** provides a comprehensive framework for eye care professionals to successfully fit multifocal lenses. By understanding the fitting process, educating patients, and addressing potential issues, practitioners can enhance the overall experience for wearers. With the right approach, multifocal contact lenses can significantly improve the quality of life for individuals experiencing presbyopia, allowing them to enjoy clear and comfortable vision at all distances.

Frequently Asked Questions

What is the 'my day multifocal fitting guide'?

The 'my day multifocal fitting guide' is a resource designed to assist eye care professionals in fitting patients with multifocal contact lenses, ensuring optimal vision and comfort.

How does the fitting guide help in choosing the right multifocal lenses?

The fitting guide provides step-by-step instructions and recommendations based on the patient's vision needs, lifestyle, and eye health, allowing for a tailored fitting experience.

What are the key considerations when using the fitting guide?

Key considerations include the patient's prescription, their visual demands, the design of the multifocal lenses, and any previous experiences with contact lenses.

Can the fitting guide be used for first-time multifocal wearers?

Yes, the fitting guide is particularly useful for first-time multifocal wearers as it addresses common concerns and provides detailed fitting strategies to enhance their experience.

Where can eye care professionals access the 'my day multifocal fitting guide'?

Eye care professionals can typically access the fitting guide through the manufacturer's website, professional training sessions, or industry conferences.

Find other PDF article:

<https://soc.up.edu.ph/33-gist/pdf?dataid=eRm23-7464&title=intrada-trumpet-in-c-and-piano.pdf>

My Day Multifocal Fitting Guide

My Service Canada Account (MSCA) - Canada.ca

To access your personal income tax slips (such as T3, T4, T4RIF, T4RSP, T5, T5007 and T5008), visit CRA My account for Individuals. How to change your direct deposit information, mailing address or telephone number

Sign in to your account

Access and manage all your Microsoft apps and services in one place with My Apps.

Sign in to your Sun Life account

Sign in to your Sun Life account Manage your benefits, savings and investment plans online with my Sun Life. It's password-protected, convenient and paperless.

Welcome to My Activity

Welcome to My Activity Data helps make Google services more useful for you. Sign in to review and manage your activity, including things you've searched for, websites you've visited, and videos...

My Self Serve - Home

If you are currently in receipt of income or disability assistance, My Self Serve will allow you to securely access your current information online. For example, you can view personal messages from the ministry, submit your monthly report, and upload forms.

Sign in to a Government of Canada online account

My Service Canada Account Update Employment Insurance (EI) details, Canada Pension Plan (CPP), Old Age Security (OAS), National Student Loans Service Centre (NSLSC), Canadian Dental Care Plan (CDCP), Canada Disability Benefit (CDB)

Oracle PeopleSoft Sign-in

For student applicants, alumni, and guests.Account FAQs Contact Support

Microsoft account | Sign In or Create Your Account Today - ...

Get access to free online versions of Outlook, Word, Excel, and PowerPoint.

Sign in to your IRCC secure account - Canada.ca

Enter the answer to the recovery question you're prompted with in the My Recovery Answer field. You should find the questions and hints above each field. If you correctly answered all the ...

MyDisney Account

Apr 30, 2025 · MyDisney lets you seamlessly log in to services and experiences across The Walt Disney Family of Companies, such as Disney+, ESPN, Walt Disney World, and more.

My Service Canada Account (MSCA) - Canada.ca

To access your personal income tax slips (such as T3, T4, T4RIF, T4RSP, T5, T5007 and T5008), visit

CRA My account for Individuals. How to change your direct deposit information, mailing ...

[Sign in to your account](#)

Access and manage all your Microsoft apps and services in one place with My Apps.

[Sign in to your Sun Life account](#)

Sign in to your Sun Life account Manage your benefits, savings and investment plans online with my Sun Life. It's password-protected, convenient and paperless.

[Welcome to My Activity](#)

Welcome to My Activity Data helps make Google services more useful for you. Sign in to review and manage your activity, including things you've searched for, websites you've visited, and videos...

My Self Serve - Home

If you are currently in receipt of income or disability assistance, My Self Serve will allow you to securely access your current information online. For example, you can view personal messages ...

[Sign in to a Government of Canada online account](#)

My Service Canada Account Update Employment Insurance (EI) details, Canada Pension Plan (CPP), Old Age Security (OAS), National Student Loans Service Centre (NSLSC), Canadian Dental Care ...

Oracle PeopleSoft Sign-in

For student applicants, alumni, and guests.Account FAQs Contact Support

Microsoft account | Sign In or Create Your Account Today - Microsoft

Get access to free online versions of Outlook, Word, Excel, and PowerPoint.

Sign in to your IRCC secure account - Canada.ca

Enter the answer to the recovery question you're prompted with in the My Recovery Answer field. You should find the questions and hints above each field. If you correctly answered all the ...

MyDisney Account

Apr 30, 2025 · MyDisney lets you seamlessly log in to services and experiences across The Walt Disney Family of Companies, such as Disney+, ESPN, Walt Disney World, and more.

Discover the ultimate "My Day Multifocal Fitting Guide" to achieve perfect vision. Learn more about tips

[Back to Home](#)