































# Model Q4271 Nail File Instructions

Drill Model	Pro-Power Switch Portable	Pro-Power 20K Portable	Pro-Power 35K Portable	Pro-Power Flex Portable	Pro-Power 520
Features					
110V/220V Powered					
Portable/Cordless					
Rechargeable Run-Time	Up to 10 Hours Battery Life	Up to 10 Hours Battery Life	Up to 20 Hours Battery Life	Up to 10 Hours Battery Life	
Digital RPM Display					
Foot Pedal					
Handpiece Cradle	 Included	 Built-In	 Built-In	 Built-In	 Built-In
Handpiece Weight	 3.8 oz.	 4.4 oz.	 5.1 oz.	 5.2 oz.	 6.2 oz.
Holster Belt Clip					
RPM	35,000	30,000	35,000	30,000	20,000

Model Q4271 nail file instructions are essential for anyone looking to achieve that perfect manicure or pedicure at home. This versatile beauty tool is designed for both personal and professional use, ensuring that your nails are not only shaped to perfection but also maintain their health and strength. In this article, we will delve into the various aspects of using the Model Q4271 nail file, including its features, benefits, proper usage, maintenance, and safety tips.

## Understanding the Model Q4271 Nail File

The Model Q4271 nail file is a high-quality tool specifically designed for shaping and smoothing nails. It is made from durable materials that ensure longevity and effectiveness. This nail file typically comes in a variety of grits, which allows users to choose the appropriate one based on their nail type and desired finish.

### Features of the Model Q4271 Nail File

1. Material Composition: The nail file is often crafted from a combination of glass, metal, or high-grade emery board, providing different textures for

varying nail needs.

2. Grit Options: The Model Q4271 usually offers multiple grit options:

- Coarse Grit (60-80): Ideal for shaping thick or artificial nails.
- Medium Grit (100-150): Best for natural nails and general shaping.
- Fine Grit (180-240): Perfect for smoothing and finishing the edges of the nails.

3. Ergonomic Design: The nail file is designed to fit comfortably in your hand, reducing the risk of strain during use.

4. Dual-Sided Functionality: Many models feature a dual-sided surface, allowing you to switch between grits without needing multiple files.

## **Benefits of Using the Model Q4271 Nail File**

Using the Model Q4271 nail file has several advantages that make it a must-have tool in your nail care arsenal:

- Promotes Nail Health: Regular filing can help prevent nail breakage and splitting.
- Customizable Use: With various grit options, you can tailor your filing technique to suit your nail type.
- Cost-Effective: Investing in a quality nail file can reduce the need for frequent salon visits, saving you money in the long run.
- User-Friendly: Its ergonomic design makes it accessible for beginners as well as experienced users.

## **How to Use the Model Q4271 Nail File**

Proper usage of the Model Q4271 nail file is crucial for achieving the best results. Follow these detailed steps for optimum nail care:

### **Preparation**

1. Gather Your Tools: Besides the Model Q4271 nail file, you may need a nail clipper, cuticle pusher, and nail buffer.
2. Clean Your Nails: Ensure your nails are clean and dry before starting. Remove any polish to see the natural nail better.
3. Soak Your Hands: Soaking your hands in warm water for a few minutes can soften the nails, making them easier to file.

### **Filing Techniques**

1. Choose the Right Grit: Select a grit that suits your nail condition—coarse for shaping, medium for general use, and fine for finishing.
2. File in One Direction: Always file in one direction to prevent splitting. Start from the outer edge of the nail and move towards the center.
3. Shape Your Nails: Depending on the desired shape, follow these guidelines:
  - Square: File straight across the top, then round off the corners slightly.

- Round: File in a curved motion from one side to the other.
  - Almond: Create a shorter squarer edge and then file the sides into a tapered point.
4. Smooth the Edges: Use the fine grit side to smooth out any rough edges. This step is essential to prevent snagging.

## **After Filing Care**

1. Clean Up: Brush away any nail dust and debris from your hands and the filing area.
2. Moisturize: Apply a nourishing cuticle oil or hand cream to keep your nails and skin hydrated.
3. Polish: If desired, apply a base coat and nail polish followed by a top coat for added shine and protection.

## **Maintenance of the Model Q4271 Nail File**

To ensure the longevity of your Model Q4271 nail file, proper maintenance is key. Here are some tips to keep your file in top condition:

- Regular Cleaning: Wipe the file with a damp cloth after each use to remove nail dust and oils. For deeper cleaning, use warm soapy water and a soft brush.
- Store Properly: Keep your nail file in a protective case or pouch to prevent damage during storage.
- Inspect for Wear: Regularly check the surface for signs of wear. If the grit appears smooth or worn down, it may be time to replace the file.

## **Safety Tips When Using the Model Q4271 Nail File**

While using the Model Q4271 nail file is generally safe, following these precautions can help prevent accidents or injuries:

- Avoid Filing Wet Nails: Filing wet nails can lead to splitting. Always ensure nails are dry before filing.
- Don't Over-File: Excessive filing can weaken nails. Limit filing to once every couple of weeks.
- Use Gentle Pressure: Apply light to moderate pressure while filing to avoid damaging the nail bed.
- Be Mindful of Cuticles: Avoid filing the cuticles, as this can lead to painful damage and infections.

## **Conclusion**

In conclusion, the Model Q4271 nail file instructions provide a comprehensive guide to achieving beautifully shaped and healthy nails. By understanding its features, benefits, and proper usage, you can enhance your nail care routine significantly. With consistent practice and care, you will develop your

skills and achieve professional-quality results at home. Remember to maintain your nail file diligently and follow safety precautions to make the most of this essential beauty tool. Embrace the art of nail care and enjoy the confidence that comes with well-groomed nails!

## **Frequently Asked Questions**

### **What is the purpose of the model Q4271 nail file?**

The model Q4271 nail file is designed for smoothing and shaping nails, providing a professional finish for manicures and pedicures.

### **How do I properly use the Q4271 nail file?**

To use the Q4271 nail file, hold it at a 45-degree angle to your nail and gently file in one direction to avoid splitting.

### **Can the Q4271 nail file be used on acrylic nails?**

Yes, the Q4271 nail file can be used on acrylic nails; however, be careful not to apply too much pressure to prevent damage.

### **What materials are used in the construction of the Q4271 nail file?**

The Q4271 nail file is typically made of durable materials such as glass or metal, which provide a smooth filing surface.

### **Is the Q4271 nail file washable?**

Yes, the Q4271 nail file can be washed with soap and water; ensure it is completely dry before storing.

### **How do I clean the Q4271 nail file?**

To clean the Q4271 nail file, rinse it under warm water, use mild soap if necessary, and let it air dry.

### **What grit is the Q4271 nail file?**

The Q4271 nail file typically features a medium grit, ideal for both shaping and smoothing nails.

### **Where can I purchase the Q4271 nail file?**

The Q4271 nail file can be purchased at beauty supply stores, online retailers, or salons that carry nail care products.

### **Are there any specific storage instructions for the Q4271 nail file?**

It is recommended to store the Q4271 nail file in a dry place, preferably in a protective case to avoid damage.

Is the Q4271 nail file suitable for sensitive skin?

Yes, the Q4271 nail file is designed to be gentle on the nails and skin, making it suitable for those with sensitive skin.

Find other PDF article:

<https://soc.up.edu.ph/09-draft/pdf?dataid=hua23-8612&title=blending-cvc-words-worksheets.pdf>

## Model Q4271 Nail File Instructions

*model-kartei.de*

model-kartei.de - the most awesome website for models, photographers, make-up artists, and everybody who is into modeling and photography.

**cursor deepseek API** -

```

1 cursor 00000000 5 0000 0000 00 cursor 000000000000 cursor 00 0000 000000Models000000000000+Add
2 Model000000000000 ...

```

LM-studio -

[illegible]

**Photos · [model-kartei.de](http://model-kartei.de)**

Photos on [model-kartei.de](http://model-kartei.de) - all discussions, uploads by friends, filtered for region or city.

[illegible]

Jul 15, 2023 · 中国电动汽车出口量同比增长100% “中国”品牌 Tesla Model 3 53% 中国

$$\square\square - \square\square\square\square\square\square\square\square$$

2011 年 1 月 ...

Transformer Transformer

2017 Google Transformer Bert T5 ChatGPT LLaMa ...

**Sedcards · [model-kartei.de](http://model-kartei.de)**

The start page for all sedcards. You can either search for certain sedcards, or access additional sedcard functions.

□□□□□□□□□□□□□□ - □□

SEM 1 SEM SEM

Personal start page · [model-kartei.de](http://model-kartei.de)

The personal home page - a quick overview of your account as well as messages and updates.

[model-kartei.de](https://model-kartei.de)

model-kartei.de – the most awesome website for models, photographers, make-up artists, and everybody who is into modeling and photography.

**cursordeepseekAPI** -

cursor 5 cursor cursor Models+Add Model deepseek-chat OpenAI API Key API Key Base URL Base URL api.deepseek.com api.deepseek.com ...

**LM-studio** -

LM-studio

**Photos · model-kartei.de**

Photos on model-kartei.de – all discussions, uploads by friends, filtered for region or city.

“”

Jul 15, 2023 · Tesla Model 3 53%

-

2011 1 ...

**TransformerTransformer**

2017GoogleTransformer BertT5ChatGPT LLaMaTransformerTransformer ...

**Sedcards · model-kartei.de**

The start page for all sedcards. You can either search for certain sedcards, or access additional sedcard functions.

-

SEM SEM 1 SEM SEM ...

**Personal start page · model-kartei.de**

The personal home page – a quick overview of your account as well as messages and updates.

Discover how to use the Model Q4271 nail file with our detailed instructions. Achieve perfectly filed nails effortlessly. Learn more for expert tips!

[Back to Home](#)